



Castilla-La Mancha

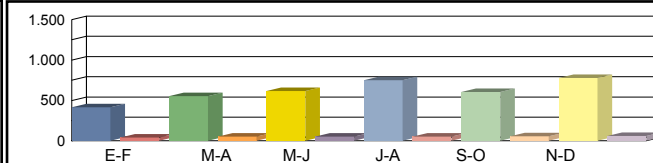
Consejería de Fomento

**Estación:** GU-10  
**Carretera:** CM-101 p.k. 84,30 **Provincia:** GUADALAJARA  
**Ubicación:** Int. CM-110 (Sigüenza) - Int. CM-110 (Atienza)  
**Año:** 2024  
**Tipo:** PRIMARIA

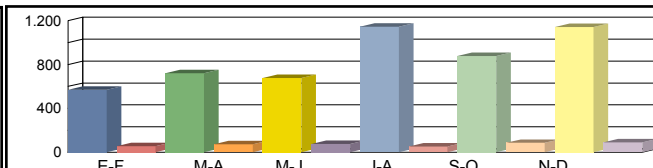
Dirección General de Carreteras

|  | Ene-Feb | Mar-Abr | May-Jun | Jul-Ago | Sep-Oct | Nov-Dic | IMD |
|--|---------|---------|---------|---------|---------|---------|-----|
|--|---------|---------|---------|---------|---------|---------|-----|

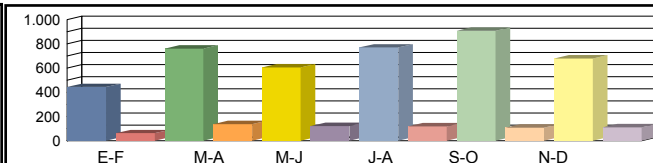
|                |         |                   |                  |                  |                  |                  |                  |                  |
|----------------|---------|-------------------|------------------|------------------|------------------|------------------|------------------|------------------|
| Media Domingos | 00h-24h | 417 <b>8,87%</b>  | 555 <b>8,65%</b> | 617 <b>8,10%</b> | 751 <b>6,79%</b> | 606 <b>8,42%</b> | 780 <b>7,31%</b> | 621 <b>8,02%</b> |
|                | 06h-22h | 353 <b>7,65%</b>  | 496 <b>6,05%</b> | 545 <b>5,32%</b> | 697 <b>5,31%</b> | 514 <b>7,39%</b> | 710 <b>5,63%</b> | 552 <b>6,23%</b> |
|                | 08h-14h | 133 <b>12,03%</b> | 189 <b>4,23%</b> | 158 <b>6,33%</b> | 300 <b>3,67%</b> | 169 <b>7,69%</b> | 363 <b>3,86%</b> | 219 <b>6,30%</b> |



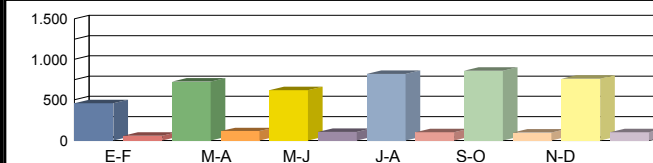
|               |         |                  |                  |                  |                    |                  |                    |                  |
|---------------|---------|------------------|------------------|------------------|--------------------|------------------|--------------------|------------------|
| Media Sábados | 00h-24h | 569 <b>8,79%</b> | 720 <b>9,17%</b> | 678 <b>9,88%</b> | 1.146 <b>4,28%</b> | 878 <b>8,88%</b> | 1.141 <b>7,36%</b> | 855 <b>8,06%</b> |
|               | 06h-22h | 486 <b>6,58%</b> | 654 <b>6,27%</b> | 607 <b>8,73%</b> | 1.051 <b>3,52%</b> | 817 <b>7,71%</b> | 1.104 <b>6,43%</b> | 786 <b>6,54%</b> |
|               | 08h-14h | 280 <b>3,93%</b> | 277 <b>9,75%</b> | 320 <b>5,94%</b> | 437 <b>2,75%</b>   | 493 <b>5,48%</b> | 399 <b>7,27%</b>   | 368 <b>5,85%</b> |



|                 |         |                   |                   |                   |                   |                   |                   |                   |
|-----------------|---------|-------------------|-------------------|-------------------|-------------------|-------------------|-------------------|-------------------|
| Media Laborales | 00h-24h | 444 <b>12,39%</b> | 760 <b>15,26%</b> | 605 <b>16,86%</b> | 770 <b>13,51%</b> | 909 <b>10,78%</b> | 679 <b>13,99%</b> | 694 <b>13,80%</b> |
|                 | 06h-22h | 388 <b>10,57%</b> | 699 <b>14,02%</b> | 539 <b>16,88%</b> | 719 <b>12,52%</b> | 807 <b>10,16%</b> | 632 <b>12,97%</b> | 631 <b>12,85%</b> |
|                 | 08h-14h | 185 <b>10,27%</b> | 320 <b>10,94%</b> | 255 <b>21,18%</b> | 315 <b>12,70%</b> | 392 <b>9,69%</b>  | 290 <b>10,34%</b> | 293 <b>12,52%</b> |



|              |         |                   |                   |                   |                   |                   |                   |                          |
|--------------|---------|-------------------|-------------------|-------------------|-------------------|-------------------|-------------------|--------------------------|
| Media Diaria | 00h-24h | 458 <b>11,35%</b> | 725 <b>13,66%</b> | 618 <b>14,56%</b> | 821 <b>10,84%</b> | 861 <b>10,22%</b> | 760 <b>11,58%</b> | <b>707</b> <b>12,04%</b> |
|              | 06h-22h | 398 <b>9,55%</b>  | 663 <b>12,07%</b> | 549 <b>13,84%</b> | 764 <b>9,82%</b>  | 766 <b>9,53%</b>  | 710 <b>10,42%</b> | <b>642</b> <b>10,87%</b> |
|              | 08h-14h | 192 <b>9,38%</b>  | 295 <b>10,17%</b> | 250 <b>16,80%</b> | 330 <b>9,70%</b>  | 375 <b>8,80%</b>  | 315 <b>8,57%</b>  | <b>293</b> <b>10,57%</b> |



|              |   |         |         |         |         |         |         |         |
|--------------|---|---------|---------|---------|---------|---------|---------|---------|
| Coeficientes | N | 1,14433 | 1,08727 | 1,12245 | 1,07093 | 1,12639 | 1,07437 |         |
|              | L | 1,56306 | 0,91316 | 1,14711 | 0,90130 | 0,76348 | 1,02209 |         |
| Coeficiente  | S |         |         |         |         |         |         | 1,01811 |

Los datos en color negro corresponden al total de vehículos y los datos en color azul corresponden a vehículos pesados (en %)



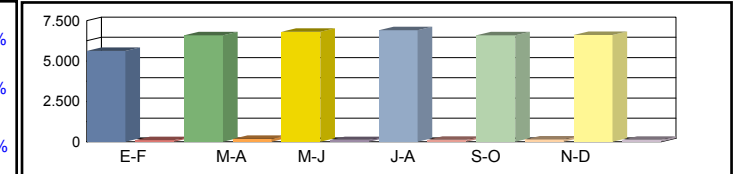
Castilla-La Mancha

Consejería de Fomento

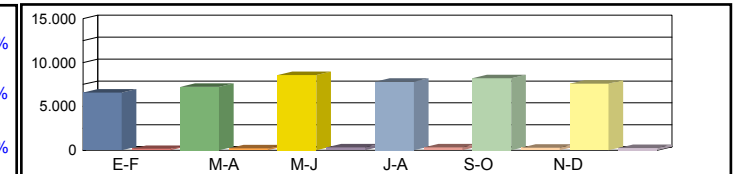
Estación: GU-102a  
 Carretera: CM-10 p.k. 2,00 Provincia: GUADALAJARA  
 Ubicación: Ronda Norte  
 Año: 2024  
 Tipo: PRIMARIA

Dirección General de Carreteras

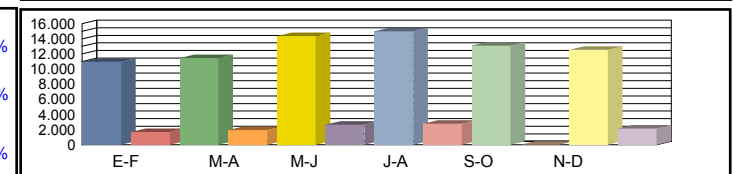
|  | Ene-Feb | Mar-Abr | May-Jun | Jul-Ago | Sep-Oct | Nov-Dic | IMD |
|--|---------|---------|---------|---------|---------|---------|-----|
|--|---------|---------|---------|---------|---------|---------|-----|



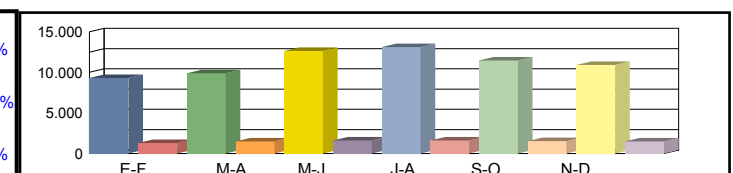
|          |         |       |       |       |       |       |       |       |       |       |       |       |       |       |       |
|----------|---------|-------|-------|-------|-------|-------|-------|-------|-------|-------|-------|-------|-------|-------|-------|
| Media    | 00h-24h | 5.636 | 1,97% | 6.592 | 2,67% | 6.809 | 1,71% | 6.906 | 1,83% | 6.601 | 2,06% | 6.615 | 1,92% | 6.526 | 2,03% |
| Domingos | 06h-22h | 4.992 | 1,85% | 5.834 | 2,51% | 5.998 | 1,45% | 6.063 | 1,57% | 5.722 | 1,95% | 5.532 | 1,74% | 5.690 | 1,84% |
|          | 08h-14h | 1.641 | 1,66% | 1.926 | 3,89% | 2.738 | 1,54% | 2.819 | 1,98% | 2.227 | 1,66% | 1.846 | 2,00% | 2.200 | 2,12% |



|         |         |       |       |       |       |       |       |       |       |       |       |       |       |       |       |
|---------|---------|-------|-------|-------|-------|-------|-------|-------|-------|-------|-------|-------|-------|-------|-------|
| Media   | 00h-24h | 6.569 | 2,44% | 7.224 | 2,79% | 8.562 | 3,64% | 7.803 | 3,93% | 8.203 | 3,46% | 7.598 | 3,14% | 7.660 | 3,23% |
| Sábados | 06h-22h | 6.027 | 2,42% | 6.357 | 2,81% | 7.775 | 3,48% | 6.962 | 3,94% | 7.386 | 3,53% | 6.516 | 2,98% | 6.837 | 3,19% |
|         | 08h-14h | 2.816 | 3,23% | 2.953 | 3,59% | 3.621 | 4,37% | 3.109 | 6,38% | 3.258 | 4,72% | 2.847 | 4,22% | 3.101 | 4,42% |



|           |         |        |        |        |        |        |        |        |        |        |       |        |        |        |        |
|-----------|---------|--------|--------|--------|--------|--------|--------|--------|--------|--------|-------|--------|--------|--------|--------|
| Media     | 00h-24h | 10.961 | 13,32% | 11.451 | 14,53% | 14.352 | 15,61% | 14.991 | 15,68% | 13.108 | 0,00% | 12.568 | 14,59% | 12.905 | 14,75% |
| Laborales | 06h-22h | 10.433 | 14,03% | 10.971 | 15,19% | 12.744 | 15,88% | 13.350 | 16,00% | 12.017 | 0,00% | 11.572 | 14,85% | 11.848 | 15,19% |
|           | 08h-14h | 3.978  | 16,40% | 3.948  | 18,74% | 5.204  | 22,39% | 5.699  | 21,32% | 4.795  | 0,00% | 4.531  | 17,88% | 4.692  | 19,35% |



|        |         |       |        |       |        |        |        |        |        |        |        |        |        |               |        |
|--------|---------|-------|--------|-------|--------|--------|--------|--------|--------|--------|--------|--------|--------|---------------|--------|
| Media  | 00h-24h | 9.287 | 12,23% | 9.903 | 12,89% | 12.656 | 11,14% | 13.111 | 10,79% | 11.478 | 11,76% | 10.924 | 11,80% | <b>11.226</b> | 11,77% |
| Diaria | 06h-22h | 8.819 | 12,38% | 9.426 | 12,88% | 11.189 | 11,62% | 11.603 | 11,26% | 10.456 | 11,93% | 9.923  | 11,90% | <b>10.236</b> | 11,99% |
|        | 08h-14h | 3.370 | 15,12% | 3.394 | 17,66% | 4.703  | 15,88% | 5.077  | 14,23% | 4.209  | 15,47% | 3.870  | 14,66% | <b>4.104</b>  | 15,50% |

|              |   |  |  |  |  |  |  |
|--------------|---|--|--|--|--|--|--|
| Coeficientes | N |  |  |  |  |  |  |
|              | L |  |  |  |  |  |  |
| Coeficiente  | S |  |  |  |  |  |  |

Los datos en color negro corresponden al total de vehículos y los datos en color azul corresponden a vehículos pesados (en %)



Castilla-La Mancha

Consejería de Fomento

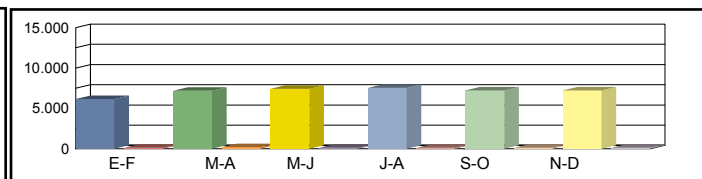
**Estación:** GU-103a  
**Carretera:** CM-10 p.k. 5,50 **Provincia:** GUADALAJARA  
**Ubicación:** Enlace CM-1007 - Enlace CM-1002  
**Año:** 2024  
**Tipo:** PRIMARIA

Dirección General de Carreteras

|  | Ene-Feb | Mar-Abr | May-Jun | Jul-Ago | Sep-Oct | Nov-Dic | IMD |
|--|---------|---------|---------|---------|---------|---------|-----|
|--|---------|---------|---------|---------|---------|---------|-----|

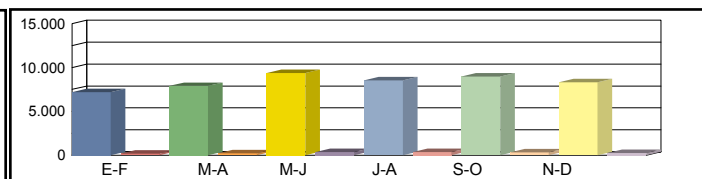
Media 00h-24h  
 Domingos 06h-22h  
 08h-14h

|       |       |       |       |       |       |       |       |       |       |       |       |       |       |
|-------|-------|-------|-------|-------|-------|-------|-------|-------|-------|-------|-------|-------|-------|
| 6.164 | 1,97% | 7.209 | 2,67% | 7.447 | 1,71% | 7.553 | 1,83% | 7.220 | 2,06% | 7.235 | 1,92% | 7.138 | 2,03% |
| 5.299 | 1,85% | 6.192 | 2,51% | 6.367 | 1,45% | 6.436 | 1,57% | 6.074 | 1,95% | 5.871 | 1,74% | 6.040 | 1,84% |
| 1.656 | 1,66% | 1.943 | 3,89% | 2.762 | 1,54% | 2.843 | 1,98% | 2.247 | 1,66% | 1.862 | 2,00% | 2.219 | 2,12% |



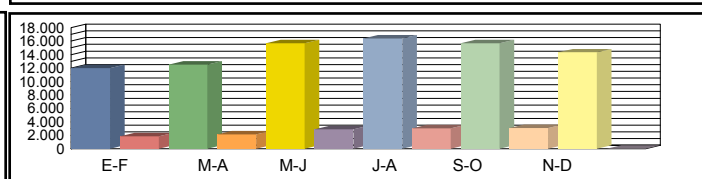
Media 00h-24h  
 Sábados 06h-22h  
 08h-14h

|       |       |       |       |       |       |       |       |       |       |       |       |       |       |
|-------|-------|-------|-------|-------|-------|-------|-------|-------|-------|-------|-------|-------|-------|
| 7.185 | 2,44% | 7.900 | 2,79% | 9.365 | 3,64% | 8.534 | 3,93% | 8.972 | 3,46% | 8.310 | 3,14% | 8.378 | 3,23% |
| 6.397 | 2,42% | 6.748 | 2,81% | 8.252 | 3,48% | 7.390 | 3,94% | 7.840 | 3,53% | 6.916 | 2,98% | 7.257 | 3,19% |
| 2.841 | 3,23% | 2.979 | 3,59% | 3.652 | 4,37% | 3.136 | 6,38% | 3.287 | 4,72% | 2.872 | 4,22% | 3.128 | 4,42% |



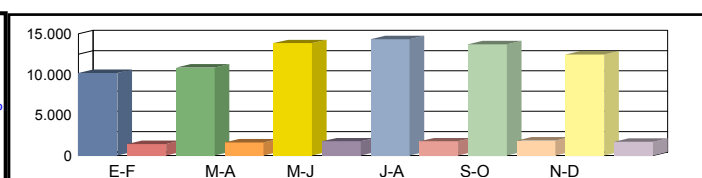
Media 00h-24h  
 Laborales 06h-22h  
 08h-14h

|        |        |        |        |        |        |        |        |        |        |        |       |        |        |
|--------|--------|--------|--------|--------|--------|--------|--------|--------|--------|--------|-------|--------|--------|
| 11.988 | 13,32% | 12.524 | 14,53% | 15.696 | 15,61% | 16.395 | 15,68% | 15.665 | 16,46% | 14.336 | 0,00% | 14.434 | 15,12% |
| 11.074 | 14,03% | 11.645 | 15,19% | 13.526 | 15,88% | 14.170 | 16,00% | 13.829 | 16,60% | 12.755 | 0,00% | 12.833 | 15,54% |
| 4.013  | 16,40% | 3.982  | 18,74% | 5.249  | 22,39% | 5.748  | 21,32% | 5.456  | 22,52% | 4.837  | 0,00% | 4.881  | 20,27% |



Media 00h-24h  
 Diaria 06h-22h  
 08h-14h

|        |        |        |        |        |        |        |        |        |        |        |        |               |        |
|--------|--------|--------|--------|--------|--------|--------|--------|--------|--------|--------|--------|---------------|--------|
| 10.157 | 12,23% | 10.831 | 12,89% | 13.841 | 11,14% | 14.339 | 10,79% | 13.717 | 11,76% | 12.461 | 11,80% | <b>12.558</b> | 11,77% |
| 9.361  | 12,38% | 10.006 | 12,88% | 11.876 | 11,62% | 12.316 | 11,26% | 12.033 | 11,93% | 10.937 | 11,90% | <b>11.088</b> | 11,99% |
| 3.399  | 15,12% | 3.423  | 17,66% | 4.744  | 15,88% | 5.121  | 14,23% | 4.789  | 15,47% | 4.131  | 14,66% | <b>4.268</b>  | 15,50% |



Coeficientes N  
 L  
 Coeficiente S

|  |  |  |  |  |  |  |
|--|--|--|--|--|--|--|
|  |  |  |  |  |  |  |
|  |  |  |  |  |  |  |

Los datos en color negro corresponden al total de vehículos y los datos en color azul corresponden a vehículos pesados (en %)



**Castilla-La Mancha**

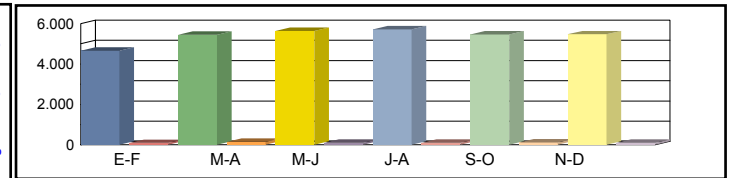
Consejería de Fomento

**Estación:** GU-104a  
**Carretera:** CM-10 p.k. 8,60 **Provincia:** GUADALAJARA  
**Ubicación:** Enlace N-320 - Enlace CM-1007  
**Año:** 2024  
**Tipo:** PRIMARIA

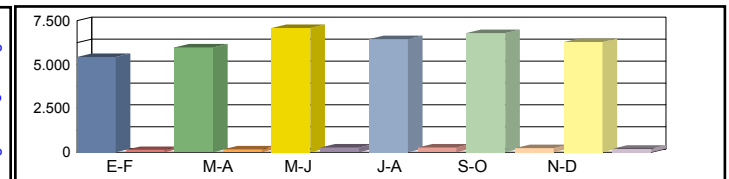
**Dirección General de Carreteras**

| Ene-Feb | Mar-Abr | May-Jun | Jul-Ago | Sep-Oct | Nov-Dic | IMD |
|---------|---------|---------|---------|---------|---------|-----|
|---------|---------|---------|---------|---------|---------|-----|

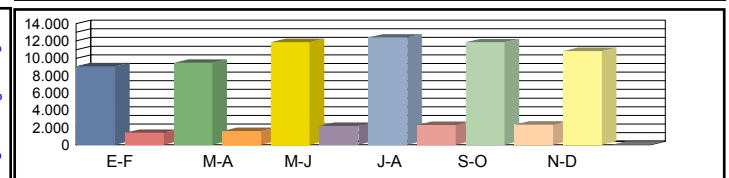
|                |         |                    |                    |                    |                    |                    |                    |                    |
|----------------|---------|--------------------|--------------------|--------------------|--------------------|--------------------|--------------------|--------------------|
| Media Domingos | 00h-24h | 4.662 <b>1,97%</b> | 5.453 <b>2,67%</b> | 5.633 <b>1,71%</b> | 5.713 <b>1,83%</b> | 5.461 <b>2,06%</b> | 5.472 <b>1,92%</b> | 5.399 <b>2,03%</b> |
|                | 06h-22h | 3.955 <b>1,85%</b> | 4.622 <b>2,51%</b> | 4.752 <b>1,45%</b> | 4.803 <b>1,57%</b> | 4.533 <b>1,95%</b> | 4.382 <b>1,74%</b> | 4.508 <b>1,84%</b> |
|                | 08h-14h | 1.282 <b>1,66%</b> | 1.504 <b>3,89%</b> | 2.138 <b>1,54%</b> | 2.201 <b>1,98%</b> | 1.739 <b>1,66%</b> | 1.441 <b>2,00%</b> | 1.718 <b>2,12%</b> |



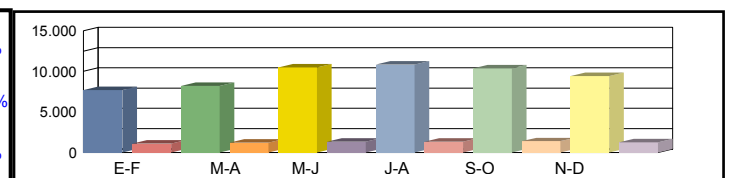
|               |         |                    |                    |                    |                    |                    |                    |                    |
|---------------|---------|--------------------|--------------------|--------------------|--------------------|--------------------|--------------------|--------------------|
| Media Sábados | 00h-24h | 5.434 <b>2,44%</b> | 5.975 <b>2,79%</b> | 7.083 <b>3,64%</b> | 6.454 <b>3,93%</b> | 6.786 <b>3,46%</b> | 6.285 <b>3,14%</b> | 6.336 <b>3,23%</b> |
|               | 06h-22h | 4.774 <b>2,42%</b> | 5.036 <b>2,81%</b> | 6.159 <b>3,48%</b> | 5.516 <b>3,94%</b> | 5.852 <b>3,53%</b> | 5.162 <b>2,98%</b> | 5.416 <b>3,19%</b> |
|               | 08h-14h | 2.199 <b>3,23%</b> | 2.306 <b>3,59%</b> | 2.827 <b>4,37%</b> | 2.428 <b>6,38%</b> | 2.544 <b>4,72%</b> | 2.223 <b>4,22%</b> | 2.421 <b>4,42%</b> |



|                 |         |                     |                     |                      |                      |                      |                     |                      |
|-----------------|---------|---------------------|---------------------|----------------------|----------------------|----------------------|---------------------|----------------------|
| Media Laborales | 00h-24h | 9.067 <b>13,32%</b> | 9.472 <b>14,53%</b> | 11.872 <b>15,61%</b> | 12.400 <b>15,68%</b> | 11.848 <b>16,46%</b> | 10.843 <b>0,00%</b> | 10.917 <b>15,12%</b> |
|                 | 06h-22h | 8.265 <b>14,03%</b> | 8.691 <b>15,19%</b> | 10.096 <b>15,88%</b> | 10.576 <b>16,00%</b> | 10.321 <b>16,60%</b> | 9.520 <b>0,00%</b>  | 9.578 <b>15,54%</b>  |
|                 | 08h-14h | 3.106 <b>16,40%</b> | 3.082 <b>18,74%</b> | 4.063 <b>22,39%</b>  | 4.450 <b>21,32%</b>  | 4.223 <b>22,52%</b>  | 3.744 <b>0,00%</b>  | 3.778 <b>20,27%</b>  |



|              |         |                     |                     |                      |                      |                      |                     |                     |
|--------------|---------|---------------------|---------------------|----------------------|----------------------|----------------------|---------------------|---------------------|
| Media Diaria | 00h-24h | 7.682 <b>12,23%</b> | 8.192 <b>12,89%</b> | 10.469 <b>11,14%</b> | 10.845 <b>10,79%</b> | 10.374 <b>11,76%</b> | 9.425 <b>11,80%</b> | <b>9.498 11,77%</b> |
|              | 06h-22h | 6.986 <b>12,38%</b> | 7.467 <b>12,88%</b> | 8.864 <b>11,62%</b>  | 9.192 <b>11,26%</b>  | 8.981 <b>11,93%</b>  | 8.163 <b>11,90%</b> | <b>8.276 11,99%</b> |
|              | 08h-14h | 2.631 <b>15,12%</b> | 2.649 <b>17,66%</b> | 3.672 <b>15,88%</b>  | 3.964 <b>14,23%</b>  | 3.707 <b>15,47%</b>  | 3.198 <b>14,66%</b> | <b>3.304 15,50%</b> |



|              |   |  |  |  |  |  |  |  |
|--------------|---|--|--|--|--|--|--|--|
| Coeficientes | N |  |  |  |  |  |  |  |
|              | L |  |  |  |  |  |  |  |
| Coeficiente  | S |  |  |  |  |  |  |  |

Los datos en color negro corresponden al total de vehículos y los datos en color azul corresponden a vehículos pesados (en %)



Castilla-La Mancha

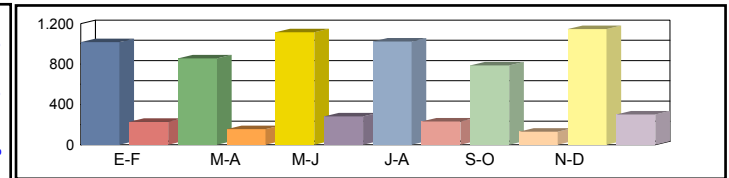
Consejería de Fomento

**Estación:** GU-10a  
**Carretera:** CM-110 p.k. 47,00 **Provincia:** GUADALAJARA  
**Ubicación:** Int. CM-101- Atienza  
**Año:** 2024  
**Tipo:** COBERTURA

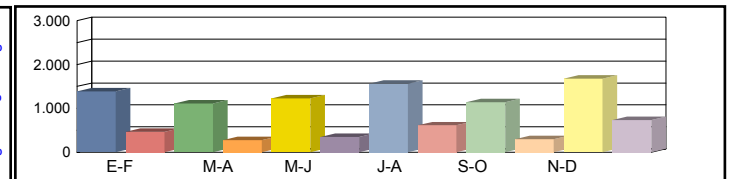
Dirección General de Carreteras

|  | Ene-Feb | Mar-Abr | May-Jun | Jul-Ago | Sep-Oct | Nov-Dic | IMD |
|--|---------|---------|---------|---------|---------|---------|-----|
|--|---------|---------|---------|---------|---------|---------|-----|

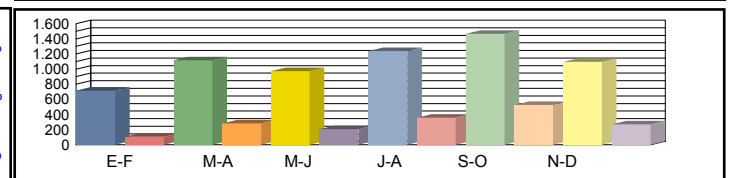
|                |         |                     |                   |                     |                     |                   |                     |                   |
|----------------|---------|---------------------|-------------------|---------------------|---------------------|-------------------|---------------------|-------------------|
| Media Domingos | 00h-24h | 1.018 <b>18,41%</b> | 856 <b>15,47%</b> | 1.116 <b>20,18%</b> | 1.023 <b>18,49%</b> | 787 <b>14,23%</b> | 1.147 <b>20,75%</b> | 991 <b>17,92%</b> |
|                | 06h-22h | 941 <b>17,30%</b>   | 794 <b>14,60%</b> | 1.053 <b>19,37%</b> | 968 <b>17,80%</b>   | 712 <b>13,09%</b> | 1.061 <b>19,51%</b> | 922 <b>16,94%</b> |
|                | 08h-14h | 372 <b>13,42%</b>   | 344 <b>12,41%</b> | 339 <b>12,24%</b>   | 488 <b>17,61%</b>   | 242 <b>8,73%</b>  | 619 <b>22,32%</b>   | 401 <b>14,45%</b> |



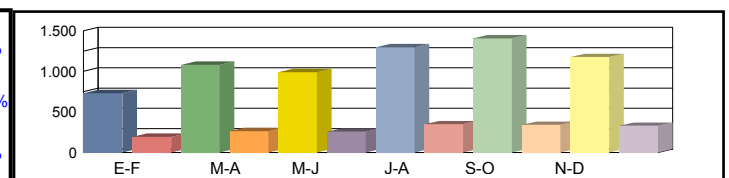
|               |         |                     |                     |                     |                     |                     |                     |                     |
|---------------|---------|---------------------|---------------------|---------------------|---------------------|---------------------|---------------------|---------------------|
| Media Sábados | 00h-24h | 1.389 <b>25,11%</b> | 1.110 <b>20,08%</b> | 1.227 <b>22,18%</b> | 1.561 <b>28,22%</b> | 1.140 <b>20,61%</b> | 1.678 <b>30,35%</b> | 1.351 <b>24,42%</b> |
|               | 06h-22h | 1.296 <b>23,82%</b> | 1.047 <b>19,25%</b> | 1.173 <b>21,57%</b> | 1.460 <b>26,84%</b> | 1.132 <b>20,81%</b> | 1.650 <b>30,34%</b> | 1.293 <b>23,77%</b> |
|               | 08h-14h | 783 <b>28,24%</b>   | 504 <b>18,19%</b>   | 687 <b>24,79%</b>   | 711 <b>25,65%</b>   | 706 <b>25,46%</b>   | 680 <b>24,53%</b>   | 678 <b>24,48%</b>   |



|                 |         |                   |                     |                   |                     |                     |                     |                     |
|-----------------|---------|-------------------|---------------------|-------------------|---------------------|---------------------|---------------------|---------------------|
| Media Laborales | 00h-24h | 715 <b>12,93%</b> | 1.118 <b>20,21%</b> | 975 <b>17,62%</b> | 1.240 <b>22,43%</b> | 1.464 <b>26,48%</b> | 1.094 <b>19,78%</b> | 1.101 <b>19,91%</b> |
|                 | 06h-22h | 652 <b>12,00%</b> | 1.061 <b>19,51%</b> | 906 <b>16,67%</b> | 1.209 <b>22,23%</b> | 1.357 <b>24,95%</b> | 1.063 <b>19,54%</b> | 1.041 <b>19,15%</b> |
|                 | 08h-14h | 339 <b>12,23%</b> | 537 <b>19,37%</b>   | 467 <b>16,86%</b> | 577 <b>20,82%</b>   | 718 <b>25,91%</b>   | 532 <b>19,17%</b>   | 528 <b>19,06%</b>   |



|              |         |                   |                     |                   |                     |                     |                     |                            |
|--------------|---------|-------------------|---------------------|-------------------|---------------------|---------------------|---------------------|----------------------------|
| Media Diaria | 00h-24h | 731 <b>20,66%</b> | 1.079 <b>19,52%</b> | 988 <b>20,49%</b> | 1.295 <b>21,11%</b> | 1.406 <b>19,42%</b> | 1.176 <b>21,74%</b> | <b>1.112</b> <b>20,49%</b> |
|              | 06h-22h | 662 <b>19,81%</b> | 1.021 <b>18,77%</b> | 919 <b>19,78%</b> | 1.259 <b>20,31%</b> | 1.306 <b>18,78%</b> | 1.147 <b>21,06%</b> | <b>1.052</b> <b>19,75%</b> |
|              | 08h-14h | 346 <b>19,78%</b> | 505 <b>18,20%</b>   | 461 <b>19,12%</b> | 596 <b>20,01%</b>   | 694 <b>18,72%</b>   | 564 <b>20,53%</b>   | <b>528</b> <b>19,39%</b>   |



|              |   |  |  |  |  |  |  |  |
|--------------|---|--|--|--|--|--|--|--|
| Coeficientes | N |  |  |  |  |  |  |  |
|              | L |  |  |  |  |  |  |  |
| Coeficiente  | S |  |  |  |  |  |  |  |

Los datos en color negro corresponden al total de vehículos y los datos en color azul corresponden a vehículos pesados (en %)



**Castilla-La Mancha**

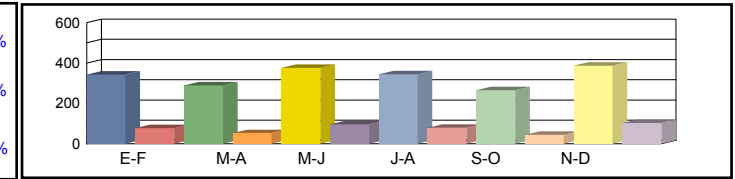
Consejería de Fomento

**Estación:** GU-10b  
**Carretera:** CM-101 p.k. 92,00 **Provincia:** GUADALAJARA  
**Ubicación:** Int. CM-110 (Atienza) - Paredes de Sigüenza  
**Año:** 2024  
**Tipo:** COBERTURA

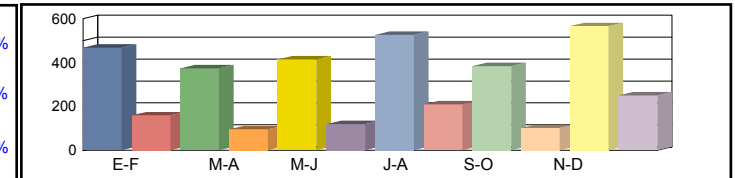
**Dirección General de Carreteras**

| Ene-Feb | Mar-Abr | May-Jun | Jul-Ago | Sep-Oct | Nov-Dic | IMD |
|---------|---------|---------|---------|---------|---------|-----|
|---------|---------|---------|---------|---------|---------|-----|

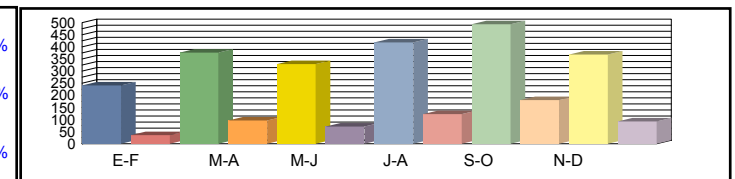
|                |         |            |            |            |            |            |            |            |
|----------------|---------|------------|------------|------------|------------|------------|------------|------------|
| Media Domingos | 00h-24h | 343 18,60% | 289 15,64% | 376 20,39% | 345 18,68% | 265 14,38% | 387 20,96% | 334 18,11% |
|                | 06h-22h | 291 16,77% | 245 14,14% | 326 18,76% | 299 17,24% | 220 12,68% | 328 18,90% | 285 16,42% |
|                | 08h-14h | 118 10,59% | 109 9,80%  | 107 9,67%  | 155 13,90% | 77 6,89%   | 196 17,62% | 127 11,41% |



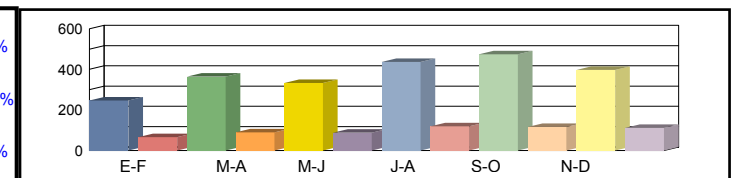
|               |         |            |            |            |            |            |            |            |
|---------------|---------|------------|------------|------------|------------|------------|------------|------------|
| Media Sábados | 00h-24h | 468 25,37% | 374 20,28% | 414 22,41% | 526 28,51% | 384 20,83% | 566 30,66% | 455 24,68% |
|               | 06h-22h | 401 23,08% | 324 18,65% | 363 20,90% | 451 26,00% | 350 20,16% | 510 29,39% | 400 23,03% |
|               | 08h-14h | 248 22,30% | 160 14,36% | 218 19,58% | 225 20,25% | 223 20,11% | 215 19,37% | 215 19,33% |



|                 |         |            |            |            |            |            |            |            |
|-----------------|---------|------------|------------|------------|------------|------------|------------|------------|
| Media Laborales | 00h-24h | 241 13,07% | 377 20,42% | 329 17,81% | 418 22,66% | 494 26,75% | 369 19,98% | 371 20,12% |
|                 | 06h-22h | 202 11,62% | 328 18,90% | 280 16,15% | 374 21,54% | 419 24,17% | 329 18,93% | 322 18,55% |
|                 | 08h-14h | 107 9,66%  | 170 15,29% | 148 13,31% | 183 16,44% | 227 20,46% | 168 15,14% | 167 15,05% |



|              |         |            |            |            |            |            |            |            |
|--------------|---------|------------|------------|------------|------------|------------|------------|------------|
| Media Diaria | 00h-24h | 246 20,87% | 364 19,72% | 333 20,70% | 437 21,33% | 474 19,62% | 397 21,96% | 375 20,70% |
|              | 06h-22h | 205 19,19% | 316 18,19% | 284 19,17% | 389 19,68% | 403 18,19% | 355 20,40% | 325 19,14% |
|              | 08h-14h | 109 15,62% | 160 14,38% | 146 15,10% | 189 15,80% | 219 14,78% | 178 16,21% | 167 15,32% |



|              |   |  |  |  |  |  |  |  |
|--------------|---|--|--|--|--|--|--|--|
| Coeficientes | N |  |  |  |  |  |  |  |
|              | L |  |  |  |  |  |  |  |
| Coeficiente  | S |  |  |  |  |  |  |  |

Los datos en color negro corresponden al total de vehículos y los datos en color azul corresponden a vehículos pesados (en %)



Castilla-La Mancha

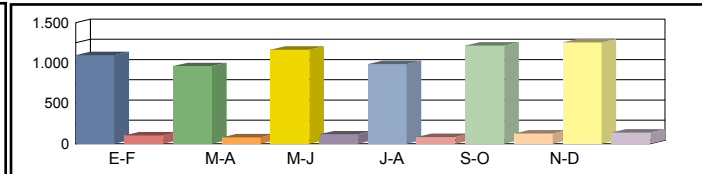
Consejería de Fomento

**Estación:** GU-10c  
**Carretera:** CM-110 p.k. 36,00 **Provincia:** GUADALAJARA  
**Ubicación:** Imón - Cercadillo (Int. CM-101)  
**Año:** 2024  
**Tipo:** COBERTURA

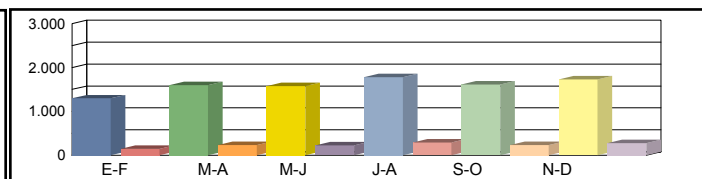
Dirección General de Carreteras

| Ene-Feb | Mar-Abr | May-Jun | Jul-Ago | Sep-Oct | Nov-Dic | IMD |
|---------|---------|---------|---------|---------|---------|-----|
|---------|---------|---------|---------|---------|---------|-----|

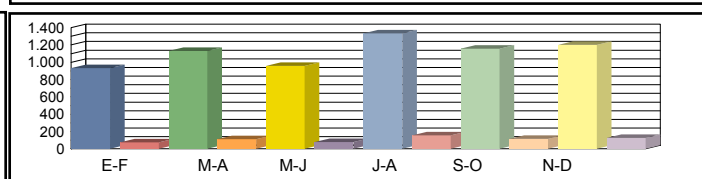
|          |         |       |       |     |       |       |       |     |       |       |       |       |       |       |       |
|----------|---------|-------|-------|-----|-------|-------|-------|-----|-------|-------|-------|-------|-------|-------|-------|
| Media    | 00h-24h | 1.099 | 8,68% | 962 | 7,59% | 1.165 | 9,20% | 989 | 7,81% | 1.216 | 9,60% | 1.257 | 9,93% | 1.115 | 8,80% |
| Domingos | 06h-22h | 1.027 | 7,60% | 907 | 6,71% | 1.033 | 7,64% | 980 | 7,25% | 1.178 | 8,72% | 1.205 | 8,91% | 1.055 | 7,80% |
|          | 08h-14h | 499   | 3,73% | 440 | 3,29% | 450   | 3,37% | 469 | 3,51% | 375   | 2,81% | 698   | 5,23% | 488   | 3,65% |



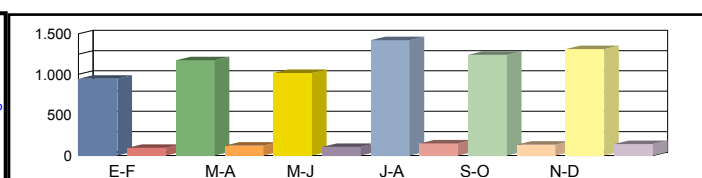
|         |         |       |        |       |        |       |        |       |        |       |        |       |        |       |        |
|---------|---------|-------|--------|-------|--------|-------|--------|-------|--------|-------|--------|-------|--------|-------|--------|
| Media   | 00h-24h | 1.297 | 10,24% | 1.598 | 12,62% | 1.575 | 12,43% | 1.778 | 14,04% | 1.613 | 12,73% | 1.732 | 13,68% | 1.599 | 12,62% |
| Sábados | 06h-22h | 1.240 | 9,17%  | 1.543 | 11,41% | 1.548 | 11,45% | 1.634 | 12,09% | 1.562 | 11,55% | 1.644 | 12,16% | 1.528 | 11,30% |
|         | 08h-14h | 644   | 4,82%  | 626   | 4,69%  | 648   | 4,85%  | 847   | 6,34%  | 943   | 7,06%  | 591   | 4,42%  | 716   | 5,36%  |



|           |         |     |       |       |       |     |       |       |        |       |       |       |       |       |       |
|-----------|---------|-----|-------|-------|-------|-----|-------|-------|--------|-------|-------|-------|-------|-------|-------|
| Media     | 00h-24h | 931 | 7,35% | 1.131 | 8,93% | 957 | 7,55% | 1.335 | 10,54% | 1.158 | 9,14% | 1.201 | 9,48% | 1.119 | 8,83% |
| Laborales | 06h-22h | 868 | 6,42% | 1.072 | 7,93% | 887 | 6,56% | 1.263 | 9,34%  | 1.094 | 8,09% | 1.177 | 8,70% | 1.060 | 7,84% |
|           | 08h-14h | 442 | 3,30% | 517   | 3,87% | 430 | 3,22% | 576   | 4,31%  | 517   | 3,87% | 540   | 4,04% | 504   | 3,77% |



|        |         |     |       |       |       |       |       |       |       |       |       |       |       |       |       |
|--------|---------|-----|-------|-------|-------|-------|-------|-------|-------|-------|-------|-------|-------|-------|-------|
| Media  | 00h-24h | 947 | 9,08% | 1.174 | 9,27% | 1.015 | 9,47% | 1.420 | 9,50% | 1.241 | 9,57% | 1.311 | 9,75% | 1.185 | 9,44% |
| Diaria | 06h-22h | 882 | 8,06% | 1.116 | 8,25% | 939   | 8,39% | 1.342 | 8,43% | 1.181 | 8,56% | 1.288 | 8,67% | 1.125 | 8,39% |
|        | 08h-14h | 455 | 3,98% | 522   | 3,90% | 438   | 3,94% | 621   | 4,17% | 558   | 4,17% | 578   | 4,14% | 529   | 4,05% |



|              |   |  |  |  |  |  |  |  |  |  |  |  |  |  |  |
|--------------|---|--|--|--|--|--|--|--|--|--|--|--|--|--|--|
| Coeficientes | N |  |  |  |  |  |  |  |  |  |  |  |  |  |  |
|              | L |  |  |  |  |  |  |  |  |  |  |  |  |  |  |
| Coeficiente  | S |  |  |  |  |  |  |  |  |  |  |  |  |  |  |

Los datos en color negro corresponden al total de vehículos y los datos en color azul corresponden a vehículos pesados (en %)



**Castilla-La Mancha**

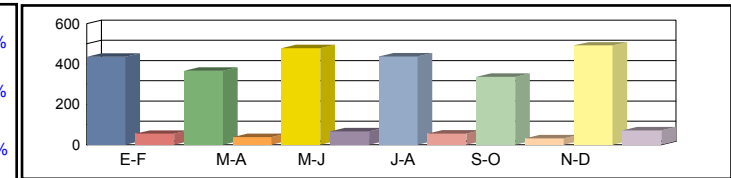
Consejería de Fomento

**Estación:** GU-10f  
**Carretera:** CM-110 p.k. 52,50 **Provincia:** GUADALAJARA  
**Ubicación:** Atienza - Tordelloso  
**Año:** 2024  
**Tipo:** COBERTURA

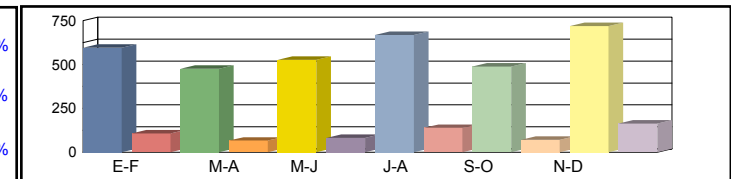
**Dirección General de Carreteras**

| Ene-Feb | Mar-Abr | May-Jun | Jul-Ago | Sep-Oct | Nov-Dic | IMD |
|---------|---------|---------|---------|---------|---------|-----|
|---------|---------|---------|---------|---------|---------|-----|

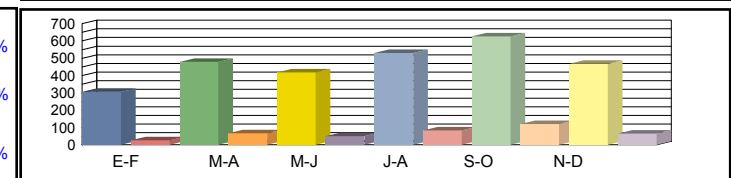
|                |         |                   |                  |                   |                   |                  |                   |                   |
|----------------|---------|-------------------|------------------|-------------------|-------------------|------------------|-------------------|-------------------|
| Media Domingos | 00h-24h | 436 <b>11,21%</b> | 367 <b>9,43%</b> | 478 <b>12,30%</b> | 438 <b>11,27%</b> | 337 <b>8,67%</b> | 492 <b>12,64%</b> | 425 <b>10,92%</b> |
|                | 06h-22h | 384 <b>8,19%</b>  | 324 <b>6,91%</b> | 430 <b>9,17%</b>  | 395 <b>8,43%</b>  | 291 <b>6,20%</b> | 433 <b>9,24%</b>  | 376 <b>8,02%</b>  |
|                | 08h-14h | 143 <b>6,73%</b>  | 132 <b>6,22%</b> | 130 <b>6,14%</b>  | 187 <b>8,83%</b>  | 93 <b>4,38%</b>  | 237 <b>11,19%</b> | 154 <b>7,25%</b>  |



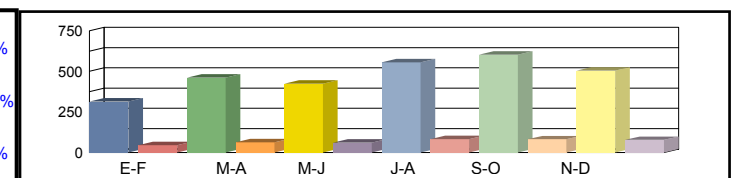
|               |         |                   |                   |                   |                   |                   |                   |                   |
|---------------|---------|-------------------|-------------------|-------------------|-------------------|-------------------|-------------------|-------------------|
| Media Sábados | 00h-24h | 595 <b>15,30%</b> | 476 <b>12,23%</b> | 526 <b>13,51%</b> | 669 <b>17,19%</b> | 488 <b>12,56%</b> | 719 <b>18,49%</b> | 579 <b>14,88%</b> |
|               | 06h-22h | 529 <b>11,28%</b> | 427 <b>9,11%</b>  | 479 <b>10,21%</b> | 596 <b>12,71%</b> | 462 <b>9,85%</b>  | 673 <b>14,36%</b> | 528 <b>11,26%</b> |
|               | 08h-14h | 300 <b>14,16%</b> | 193 <b>9,12%</b>  | 264 <b>12,43%</b> | 273 <b>12,86%</b> | 271 <b>12,76%</b> | 261 <b>12,30%</b> | 260 <b>12,27%</b> |



|                 |         |                  |                   |                   |                   |                   |                   |                   |
|-----------------|---------|------------------|-------------------|-------------------|-------------------|-------------------|-------------------|-------------------|
| Media Laborales | 00h-24h | 306 <b>7,88%</b> | 479 <b>12,32%</b> | 418 <b>10,74%</b> | 531 <b>13,67%</b> | 627 <b>16,13%</b> | 469 <b>12,05%</b> | 472 <b>12,13%</b> |
|                 | 06h-22h | 266 <b>5,68%</b> | 433 <b>9,24%</b>  | 370 <b>7,89%</b>  | 493 <b>10,53%</b> | 554 <b>11,81%</b> | 434 <b>9,25%</b>  | 425 <b>9,07%</b>  |
|                 | 08h-14h | 130 <b>6,13%</b> | 206 <b>9,71%</b>  | 179 <b>8,45%</b>  | 221 <b>10,44%</b> | 276 <b>12,99%</b> | 204 <b>9,61%</b>  | 203 <b>9,55%</b>  |



|              |         |                   |                   |                   |                   |                   |                   |                          |
|--------------|---------|-------------------|-------------------|-------------------|-------------------|-------------------|-------------------|--------------------------|
| Media Diaria | 00h-24h | 313 <b>12,59%</b> | 462 <b>11,89%</b> | 424 <b>12,49%</b> | 555 <b>12,86%</b> | 602 <b>11,83%</b> | 504 <b>13,25%</b> | <b>477</b> <b>12,48%</b> |
|              | 06h-22h | 270 <b>9,38%</b>  | 417 <b>8,89%</b>  | 375 <b>9,37%</b>  | 513 <b>9,62%</b>  | 533 <b>8,89%</b>  | 468 <b>9,97%</b>  | <b>429</b> <b>9,35%</b>  |
|              | 08h-14h | 133 <b>9,92%</b>  | 194 <b>9,13%</b>  | 177 <b>9,59%</b>  | 228 <b>10,03%</b> | 267 <b>9,38%</b>  | 216 <b>10,29%</b> | <b>202</b> <b>9,72%</b>  |



|              |   |  |  |  |  |  |  |  |
|--------------|---|--|--|--|--|--|--|--|
| Coeficientes | N |  |  |  |  |  |  |  |
|              | L |  |  |  |  |  |  |  |
| Coeficiente  | S |  |  |  |  |  |  |  |

Los datos en color negro corresponden al total de vehículos y los datos en color azul corresponden a vehículos pesados (en %)





Castilla-La Mancha

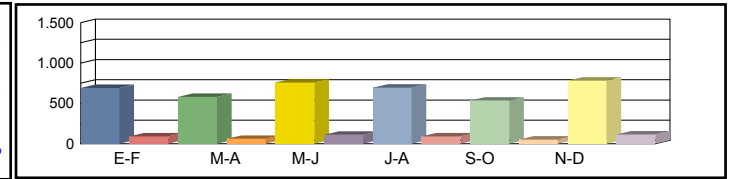
Consejería de Fomento

**Estación:** GU-10g  
**Carretera:** CM-1005 p.k. 4,00 **Provincia:** GUADALAJARA  
**Ubicación:** Tordeloso - Miedes de Atienza  
**Año:** 2024  
**Tipo:** COBERTURA

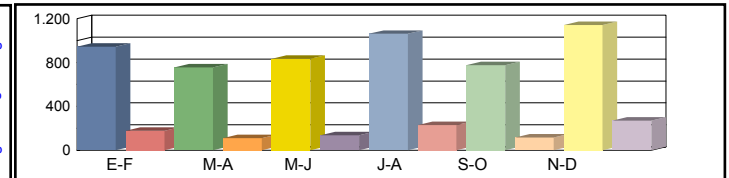
Dirección General de Carreteras

|  | Ene-Feb | Mar-Abr | May-Jun | Jul-Ago | Sep-Oct | Nov-Dic | IMD |
|--|---------|---------|---------|---------|---------|---------|-----|
|--|---------|---------|---------|---------|---------|---------|-----|

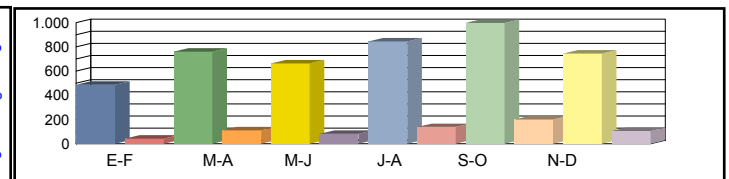
|          |         |            |           |            |            |           |            |            |
|----------|---------|------------|-----------|------------|------------|-----------|------------|------------|
| Media    | 00h-24h | 693 11,61% | 583 9,76% | 760 12,73% | 696 11,66% | 536 8,97% | 781 13,08% | 675 11,30% |
| Domingos | 06h-22h | 617 9,43%  | 521 7,95% | 691 10,55% | 635 9,70%  | 467 7,13% | 696 10,63% | 604 9,23%  |
|          | 08h-14h | 152 7,91%  | 140 7,31% | 138 7,21%  | 199 10,38% | 99 5,14%  | 252 13,16% | 163 8,52%  |



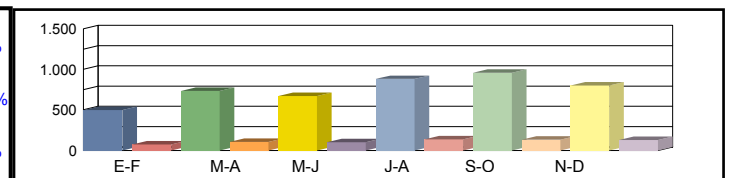
|         |         |            |            |            |              |            |              |            |
|---------|---------|------------|------------|------------|--------------|------------|--------------|------------|
| Media   | 00h-24h | 945 15,84% | 756 12,66% | 835 13,98% | 1.062 17,79% | 776 13,00% | 1.143 19,14% | 920 15,40% |
| Sábados | 06h-22h | 850 12,98% | 687 10,49% | 770 11,76% | 957 14,63%   | 742 11,34% | 1.082 16,53% | 848 12,95% |
|         | 08h-14h | 319 16,65% | 206 10,72% | 280 14,61% | 290 15,12%   | 288 15,01% | 277 14,46%   | 277 14,43% |



|           |         |           |            |            |            |            |            |            |
|-----------|---------|-----------|------------|------------|------------|------------|------------|------------|
| Media     | 00h-24h | 487 8,15% | 761 12,75% | 663 11,11% | 844 14,14% | 997 16,70% | 745 12,47% | 750 12,55% |
| Laborales | 06h-22h | 428 6,54% | 696 10,63% | 595 9,08%  | 793 12,11% | 890 13,60% | 697 10,65% | 683 10,44% |
|           | 08h-14h | 138 7,21% | 219 11,42% | 191 9,94%  | 235 12,27% | 293 15,27% | 217 11,30% | 216 11,23% |



|        |         |            |            |            |            |            |            |                   |
|--------|---------|------------|------------|------------|------------|------------|------------|-------------------|
| Media  | 00h-24h | 498 13,02% | 735 12,31% | 672 12,92% | 881 13,31% | 958 12,24% | 801 13,71% | <b>758 12,92%</b> |
| Diaria | 06h-22h | 435 10,80% | 670 10,23% | 603 10,78% | 826 11,07% | 857 10,23% | 752 11,48% | <b>690 10,76%</b> |
|        | 08h-14h | 141 11,66% | 206 10,73% | 189 11,27% | 243 11,80% | 283 11,03% | 230 12,10% | <b>215 11,43%</b> |



|              |   |  |  |  |  |  |  |  |
|--------------|---|--|--|--|--|--|--|--|
| Coeficientes | N |  |  |  |  |  |  |  |
|              | L |  |  |  |  |  |  |  |
| Coeficiente  | S |  |  |  |  |  |  |  |

Los datos en color negro corresponden al total de vehículos y los datos en color azul corresponden a vehículos pesados (en %)



**Castilla-La Mancha**

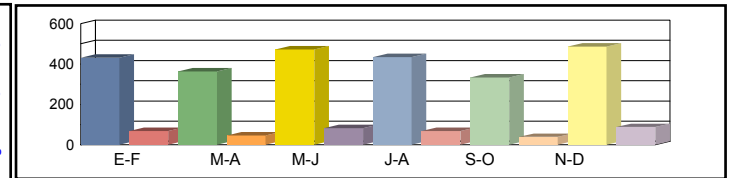
Consejería de Fomento

**Estación:** GU-10k  
**Carretera:** CM-110 p.k. 60,00 **Provincia:** GUADALAJARA  
**Ubicación:** Tordeloso - Campisábalos  
**Año:** 2024  
**Tipo:** COBERTURA

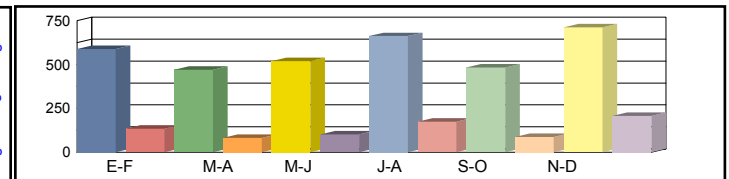
**Dirección General de Carreteras**

|  | Ene-Feb | Mar-Abr | May-Jun | Jul-Ago | Sep-Oct | Nov-Dic | IMD |
|--|---------|---------|---------|---------|---------|---------|-----|
|--|---------|---------|---------|---------|---------|---------|-----|

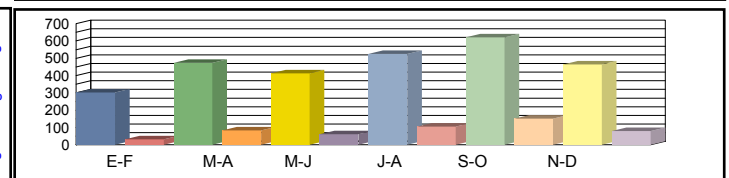
|                |         |                   |                   |                   |                   |                   |                   |                   |
|----------------|---------|-------------------|-------------------|-------------------|-------------------|-------------------|-------------------|-------------------|
| Media Domingos | 00h-24h | 432 <b>13,64%</b> | 363 <b>11,47%</b> | 473 <b>14,95%</b> | 434 <b>13,70%</b> | 334 <b>10,54%</b> | 486 <b>15,37%</b> | 420 <b>13,28%</b> |
|                | 06h-22h | 364 <b>8,87%</b>  | 307 <b>7,48%</b>  | 407 <b>9,93%</b>  | 374 <b>9,12%</b>  | 275 <b>6,71%</b>  | 410 <b>10,00%</b> | 356 <b>8,69%</b>  |
|                | 08h-14h | 145 <b>7,29%</b>  | 134 <b>6,74%</b>  | 132 <b>6,65%</b>  | 190 <b>9,57%</b>  | 94 <b>4,74%</b>   | 241 <b>12,13%</b> | 156 <b>7,86%</b>  |



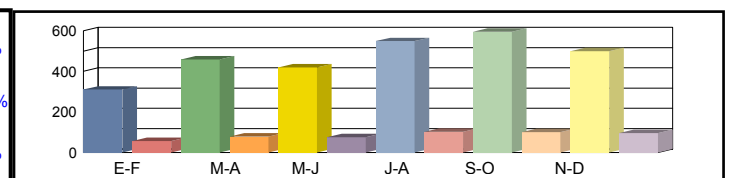
|               |         |                   |                   |                   |                   |                   |                   |                   |
|---------------|---------|-------------------|-------------------|-------------------|-------------------|-------------------|-------------------|-------------------|
| Media Sábados | 00h-24h | 589 <b>18,61%</b> | 471 <b>14,88%</b> | 520 <b>16,43%</b> | 662 <b>20,91%</b> | 483 <b>15,27%</b> | 712 <b>22,49%</b> | 573 <b>18,10%</b> |
|               | 06h-22h | 501 <b>12,21%</b> | 404 <b>9,86%</b>  | 453 <b>11,06%</b> | 564 <b>13,76%</b> | 437 <b>10,67%</b> | 638 <b>15,55%</b> | 500 <b>12,18%</b> |
|               | 08h-14h | 305 <b>15,35%</b> | 196 <b>9,88%</b>  | 268 <b>13,47%</b> | 277 <b>13,94%</b> | 275 <b>13,84%</b> | 265 <b>13,33%</b> | 264 <b>13,30%</b> |



|                 |         |                  |                   |                   |                   |                   |                   |                   |
|-----------------|---------|------------------|-------------------|-------------------|-------------------|-------------------|-------------------|-------------------|
| Media Laborales | 00h-24h | 303 <b>9,58%</b> | 474 <b>14,98%</b> | 413 <b>13,06%</b> | 526 <b>16,62%</b> | 621 <b>19,62%</b> | 464 <b>14,66%</b> | 467 <b>14,75%</b> |
|                 | 06h-22h | 252 <b>6,15%</b> | 410 <b>10,00%</b> | 350 <b>8,54%</b>  | 467 <b>11,39%</b> | 524 <b>12,79%</b> | 411 <b>10,02%</b> | 402 <b>9,82%</b>  |
|                 | 08h-14h | 132 <b>6,65%</b> | 209 <b>10,53%</b> | 182 <b>9,16%</b>  | 225 <b>11,32%</b> | 280 <b>14,08%</b> | 207 <b>10,42%</b> | 206 <b>10,36%</b> |



|              |         |                   |                   |                   |                   |                   |                   |                          |
|--------------|---------|-------------------|-------------------|-------------------|-------------------|-------------------|-------------------|--------------------------|
| Media Diaria | 00h-24h | 310 <b>15,31%</b> | 458 <b>14,46%</b> | 419 <b>15,18%</b> | 549 <b>15,64%</b> | 596 <b>14,39%</b> | 499 <b>16,11%</b> | <b>472</b> <b>15,18%</b> |
|              | 06h-22h | 256 <b>10,15%</b> | 394 <b>9,62%</b>  | 355 <b>10,14%</b> | 486 <b>10,41%</b> | 504 <b>9,63%</b>  | 444 <b>10,79%</b> | <b>406</b> <b>10,12%</b> |
|              | 08h-14h | 135 <b>10,75%</b> | 196 <b>9,89%</b>  | 180 <b>10,39%</b> | 233 <b>10,88%</b> | 271 <b>10,17%</b> | 219 <b>11,16%</b> | <b>206</b> <b>10,54%</b> |



|              |   |  |  |  |  |  |  |  |
|--------------|---|--|--|--|--|--|--|--|
| Coeficientes | N |  |  |  |  |  |  |  |
|              | L |  |  |  |  |  |  |  |
| Coeficiente  | S |  |  |  |  |  |  |  |

Los datos en color negro corresponden al total de vehículos y los datos en color azul corresponden a vehículos pesados (en %)



Castilla-La Mancha

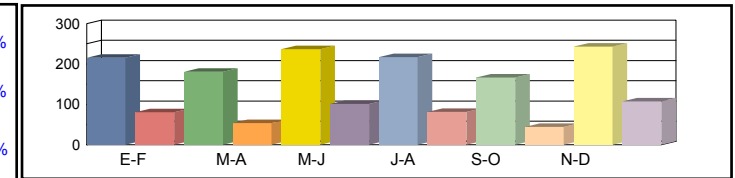
Consejería de Fomento

**Estación:** GU-10n  
**Carretera:** CM-110 p.k. 80,00 **Provincia:** GUADALAJARA  
**Ubicación:** Campisábalos - Int. CM-1006  
**Año:** 2024  
**Tipo:** COBERTURA

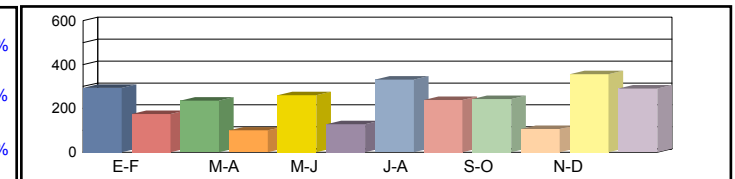
Dirección General de Carreteras

| Ene-Feb | Mar-Abr | May-Jun | Jul-Ago | Sep-Oct | Nov-Dic | IMD |
|---------|---------|---------|---------|---------|---------|-----|
|---------|---------|---------|---------|---------|---------|-----|

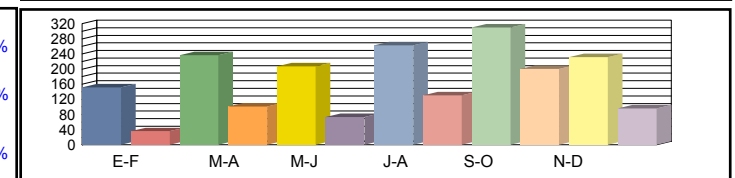
|                |         |            |            |            |            |            |            |            |
|----------------|---------|------------|------------|------------|------------|------------|------------|------------|
| Media Domingos | 00h-24h | 216 27,28% | 181 22,93% | 237 29,91% | 217 27,40% | 167 21,09% | 243 30,75% | 210 26,56% |
|                | 06h-22h | 175 25,21% | 147 21,27% | 196 28,22% | 180 25,93% | 132 19,07% | 197 28,43% | 171 24,69% |
|                | 08h-14h | 44 18,69%  | 40 17,29%  | 40 17,05%  | 57 24,53%  | 28 12,16%  | 73 31,10%  | 47 20,14%  |



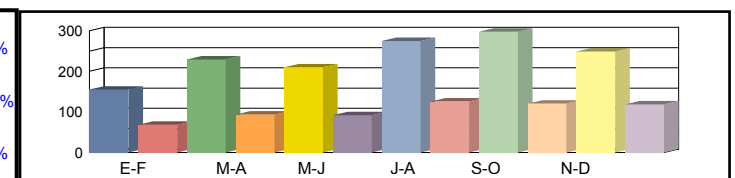
|               |         |            |            |            |            |            |            |            |
|---------------|---------|------------|------------|------------|------------|------------|------------|------------|
| Media Sábados | 00h-24h | 294 37,22% | 235 29,75% | 260 32,87% | 331 41,82% | 242 30,55% | 356 44,98% | 286 36,20% |
|               | 06h-22h | 241 34,71% | 194 28,04% | 218 31,43% | 271 39,10% | 210 30,32% | 306 44,20% | 240 34,63% |
|               | 08h-14h | 92 39,35%  | 59 25,34%  | 81 34,54%  | 83 35,73%  | 83 35,48%  | 80 34,18%  | 80 34,10%  |



|                 |         |            |            |            |            |            |            |            |
|-----------------|---------|------------|------------|------------|------------|------------|------------|------------|
| Media Laborales | 00h-24h | 152 19,17% | 237 29,96% | 207 26,12% | 263 33,24% | 310 39,24% | 232 29,31% | 234 29,50% |
|                 | 06h-22h | 121 17,48% | 197 28,43% | 168 24,28% | 224 32,39% | 252 36,36% | 197 28,47% | 193 27,90% |
|                 | 08h-14h | 40 17,04%  | 63 26,98%  | 55 23,48%  | 68 29,01%  | 84 36,10%  | 62 26,71%  | 62 26,55%  |



|              |         |            |            |            |            |            |            |            |
|--------------|---------|------------|------------|------------|------------|------------|------------|------------|
| Media Diaria | 00h-24h | 155 30,61% | 229 28,92% | 210 30,37% | 275 31,29% | 298 28,77% | 249 32,22% | 236 30,36% |
|              | 06h-22h | 123 28,87% | 190 27,35% | 170 28,83% | 233 29,60% | 243 27,36% | 213 30,68% | 195 28,78% |
|              | 08h-14h | 41 27,57%  | 59 25,36%  | 54 26,64%  | 70 27,88%  | 81 26,08%  | 66 28,60%  | 62 27,02%  |



|              |   |  |  |  |  |  |  |  |
|--------------|---|--|--|--|--|--|--|--|
| Coeficientes | N |  |  |  |  |  |  |  |
|              | L |  |  |  |  |  |  |  |
| Coeficiente  | S |  |  |  |  |  |  |  |

Los datos en color negro corresponden al total de vehículos y los datos en color azul corresponden a vehículos pesados (en %)



**Castilla-La Mancha**

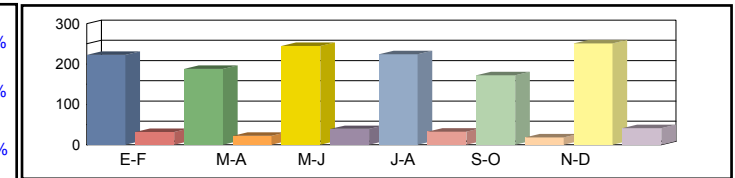
Consejería de Fomento

**Estación:** GU-10ñ  
**Carretera:** CM-110 p.k. 82,50 **Provincia:** GUADALAJARA  
**Ubicación:** Int. CM-1006 - Límite Provincia con Segovia  
**Año:** 2024  
**Tipo:** COBERTURA

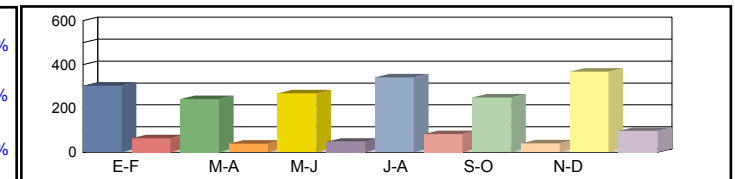
**Dirección General de Carreteras**

|  | Ene-Feb | Mar-Abr | May-Jun | Jul-Ago | Sep-Oct | Nov-Dic | IMD |
|--|---------|---------|---------|---------|---------|---------|-----|
|--|---------|---------|---------|---------|---------|---------|-----|

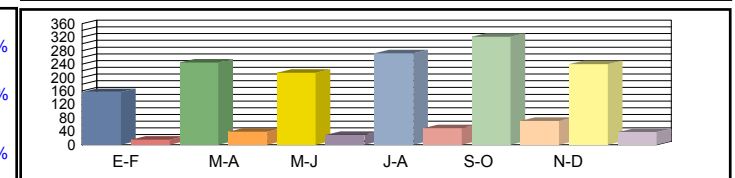
|                |         |                   |                   |                   |                   |                  |                   |                   |
|----------------|---------|-------------------|-------------------|-------------------|-------------------|------------------|-------------------|-------------------|
| Media Domingos | 00h-24h | 223 <b>12,64%</b> | 188 <b>10,62%</b> | 245 <b>13,86%</b> | 224 <b>12,69%</b> | 172 <b>9,77%</b> | 251 <b>14,24%</b> | 217 <b>12,30%</b> |
|                | 06h-22h | 196 <b>10,43%</b> | 165 <b>8,80%</b>  | 219 <b>11,68%</b> | 202 <b>10,73%</b> | 148 <b>7,89%</b> | 221 <b>11,76%</b> | 192 <b>10,22%</b> |
|                | 08h-14h | 63 <b>12,18%</b>  | 58 <b>11,26%</b>  | 58 <b>11,11%</b>  | 83 <b>15,98%</b>  | 41 <b>7,92%</b>  | 105 <b>20,26%</b> | 68 <b>13,12%</b>  |



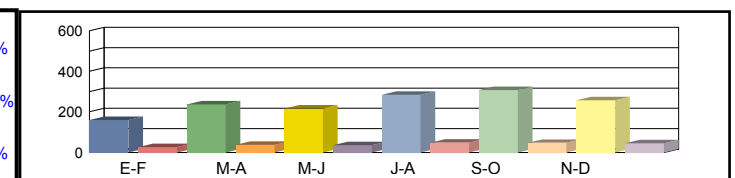
|               |         |                   |                   |                   |                   |                   |                   |                   |
|---------------|---------|-------------------|-------------------|-------------------|-------------------|-------------------|-------------------|-------------------|
| Media Sábados | 00h-24h | 304 <b>17,24%</b> | 243 <b>13,78%</b> | 269 <b>15,22%</b> | 342 <b>19,37%</b> | 250 <b>14,15%</b> | 368 <b>20,83%</b> | 296 <b>16,77%</b> |
|               | 06h-22h | 270 <b>14,37%</b> | 218 <b>11,61%</b> | 244 <b>13,01%</b> | 304 <b>16,18%</b> | 236 <b>12,55%</b> | 344 <b>18,29%</b> | 269 <b>14,33%</b> |
|               | 08h-14h | 133 <b>25,64%</b> | 85 <b>16,51%</b>  | 116 <b>22,51%</b> | 121 <b>23,28%</b> | 120 <b>23,12%</b> | 115 <b>22,27%</b> | 115 <b>22,22%</b> |



|                 |         |                  |                   |                   |                   |                   |                   |                   |
|-----------------|---------|------------------|-------------------|-------------------|-------------------|-------------------|-------------------|-------------------|
| Media Laborales | 00h-24h | 157 <b>8,88%</b> | 245 <b>13,88%</b> | 214 <b>12,10%</b> | 272 <b>15,40%</b> | 321 <b>18,18%</b> | 240 <b>13,58%</b> | 242 <b>13,67%</b> |
|                 | 06h-22h | 136 <b>7,23%</b> | 221 <b>11,76%</b> | 189 <b>10,05%</b> | 252 <b>13,41%</b> | 283 <b>15,05%</b> | 221 <b>11,78%</b> | 217 <b>11,55%</b> |
|                 | 08h-14h | 57 <b>11,10%</b> | 91 <b>17,58%</b>  | 79 <b>15,30%</b>  | 98 <b>18,90%</b>  | 122 <b>23,52%</b> | 90 <b>17,40%</b>  | 90 <b>17,30%</b>  |



|              |         |                   |                   |                   |                   |                   |                   |                          |
|--------------|---------|-------------------|-------------------|-------------------|-------------------|-------------------|-------------------|--------------------------|
| Media Diaria | 00h-24h | 160 <b>14,18%</b> | 237 <b>13,40%</b> | 217 <b>14,07%</b> | 284 <b>14,49%</b> | 308 <b>13,33%</b> | 258 <b>14,92%</b> | <b>244</b> <b>14,07%</b> |
|              | 06h-22h | 138 <b>11,95%</b> | 213 <b>11,32%</b> | 192 <b>11,93%</b> | 262 <b>12,25%</b> | 272 <b>11,32%</b> | 239 <b>12,70%</b> | <b>219</b> <b>11,91%</b> |
|              | 08h-14h | 58 <b>17,96%</b>  | 86 <b>16,53%</b>  | 78 <b>17,36%</b>  | 101 <b>18,17%</b> | 118 <b>16,99%</b> | 95 <b>18,63%</b>  | <b>89</b> <b>17,61%</b>  |



|              |   |  |  |  |  |  |  |  |
|--------------|---|--|--|--|--|--|--|--|
| Coeficientes | N |  |  |  |  |  |  |  |
|              | L |  |  |  |  |  |  |  |
| Coeficiente  | S |  |  |  |  |  |  |  |

Los datos en color negro corresponden al total de vehículos y los datos en color azul corresponden a vehículos pesados (en %)



**Castilla-La Mancha**

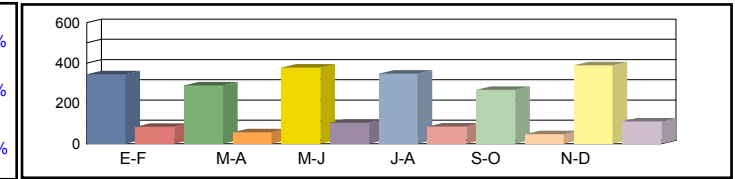
Consejería de Fomento

**Estación:** GU-10o  
**Carretera:** CM-1006 p.k. 45,00 **Provincia:** GUADALAJARA  
**Ubicación:** Galve de Sorbe - Int. CM-110  
**Año:** 2024  
**Tipo:** COBERTURA

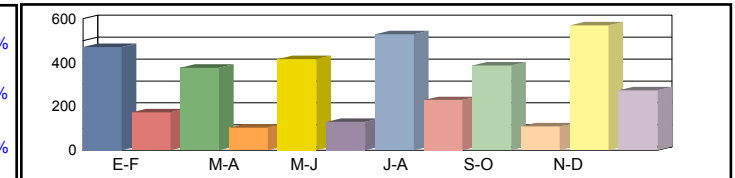
**Dirección General de Carreteras**

| Ene-Feb | Mar-Abr | May-Jun | Jul-Ago | Sep-Oct | Nov-Dic | IMD |
|---------|---------|---------|---------|---------|---------|-----|
|---------|---------|---------|---------|---------|---------|-----|

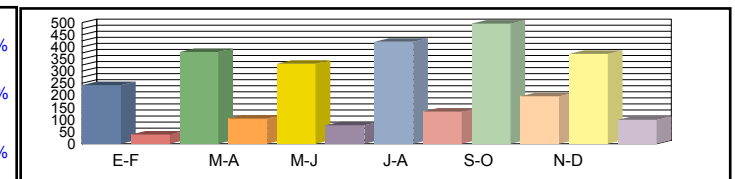
|                |         |                   |                   |                   |                   |                   |                   |                   |
|----------------|---------|-------------------|-------------------|-------------------|-------------------|-------------------|-------------------|-------------------|
| Media Domingos | 00h-24h | 345 <b>19,70%</b> | 290 <b>16,56%</b> | 378 <b>21,60%</b> | 347 <b>19,79%</b> | 267 <b>15,23%</b> | 389 <b>22,21%</b> | 336 <b>19,18%</b> |
|                | 06h-22h | 278 <b>19,84%</b> | 234 <b>16,73%</b> | 311 <b>22,20%</b> | 286 <b>20,40%</b> | 210 <b>15,01%</b> | 313 <b>22,36%</b> | 272 <b>19,42%</b> |
|                | 08h-14h | 69 <b>11,20%</b>  | 63 <b>10,35%</b>  | 63 <b>10,21%</b>  | 90 <b>14,69%</b>  | 45 <b>7,28%</b>   | 114 <b>18,62%</b> | 74 <b>12,06%</b>  |



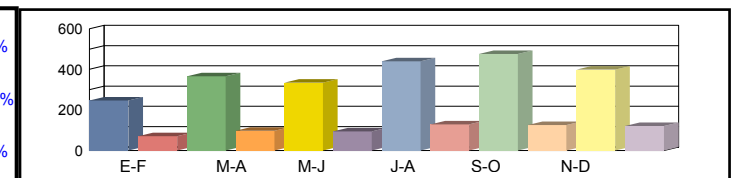
|               |         |                   |                   |                   |                   |                   |                   |                   |
|---------------|---------|-------------------|-------------------|-------------------|-------------------|-------------------|-------------------|-------------------|
| Media Sábados | 00h-24h | 471 <b>26,88%</b> | 376 <b>21,49%</b> | 416 <b>23,74%</b> | 529 <b>30,20%</b> | 386 <b>22,06%</b> | 569 <b>32,48%</b> | 458 <b>26,14%</b> |
|               | 06h-22h | 382 <b>27,31%</b> | 309 <b>22,06%</b> | 346 <b>24,73%</b> | 431 <b>30,77%</b> | 334 <b>23,85%</b> | 487 <b>34,77%</b> | 382 <b>27,25%</b> |
|               | 08h-14h | 144 <b>23,57%</b> | 93 <b>15,18%</b>  | 127 <b>20,69%</b> | 131 <b>21,40%</b> | 130 <b>21,25%</b> | 125 <b>20,47%</b> | 125 <b>20,43%</b> |



|                 |         |                   |                   |                   |                   |                   |                   |                   |
|-----------------|---------|-------------------|-------------------|-------------------|-------------------|-------------------|-------------------|-------------------|
| Media Laborales | 00h-24h | 242 <b>13,84%</b> | 379 <b>21,64%</b> | 330 <b>18,86%</b> | 421 <b>24,01%</b> | 496 <b>28,34%</b> | 371 <b>21,17%</b> | 373 <b>21,31%</b> |
|                 | 06h-22h | 192 <b>13,75%</b> | 313 <b>22,36%</b> | 267 <b>19,10%</b> | 357 <b>25,48%</b> | 400 <b>28,60%</b> | 313 <b>22,40%</b> | 307 <b>21,95%</b> |
|                 | 08h-14h | 63 <b>10,20%</b>  | 99 <b>16,16%</b>  | 86 <b>14,07%</b>  | 106 <b>17,38%</b> | 132 <b>21,62%</b> | 98 <b>16,00%</b>  | 97 <b>15,90%</b>  |



|              |         |                   |                   |                   |                   |                   |                   |                          |
|--------------|---------|-------------------|-------------------|-------------------|-------------------|-------------------|-------------------|--------------------------|
| Media Diaria | 00h-24h | 247 <b>22,11%</b> | 366 <b>20,89%</b> | 335 <b>21,93%</b> | 440 <b>22,60%</b> | 476 <b>20,78%</b> | 399 <b>23,27%</b> | <b>377</b> <b>21,93%</b> |
|              | 06h-22h | 195 <b>22,71%</b> | 301 <b>21,52%</b> | 271 <b>22,68%</b> | 372 <b>23,28%</b> | 385 <b>21,53%</b> | 338 <b>24,14%</b> | <b>310</b> <b>22,64%</b> |
|              | 08h-14h | 64 <b>16,51%</b>  | 93 <b>15,19%</b>  | 85 <b>15,96%</b>  | 110 <b>16,70%</b> | 128 <b>15,62%</b> | 104 <b>17,13%</b> | <b>97</b> <b>16,18%</b>  |



|              |   |  |  |  |  |  |  |  |
|--------------|---|--|--|--|--|--|--|--|
| Coeficientes | N |  |  |  |  |  |  |  |
|              | L |  |  |  |  |  |  |  |
| Coeficiente  | S |  |  |  |  |  |  |  |

Los datos en color negro corresponden al total de vehículos y los datos en color azul corresponden a vehículos pesados (en %)



**Castilla-La Mancha**

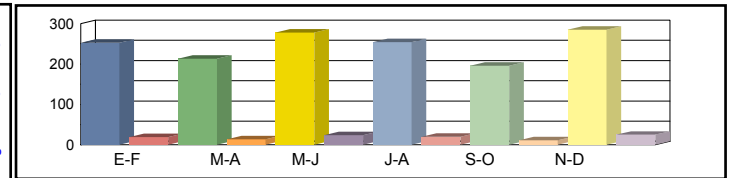
Consejería de Fomento

**Estación:** GU-10s  
**Carretera:** CM-101 p.k. 73,50 **Provincia:** GUADALAJARA  
**Ubicación:** Jirueque - Int. CM-110 (Sigüenza)  
**Año:** 2024  
**Tipo:** COBERTURA

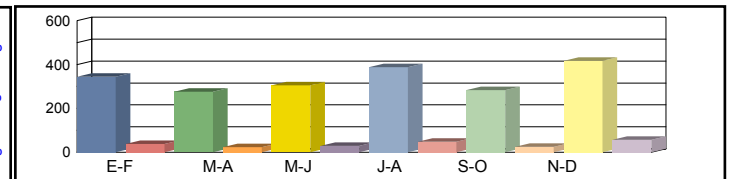
**Dirección General de Carreteras**

| Ene-Feb | Mar-Abr | May-Jun | Jul-Ago | Sep-Oct | Nov-Dic | IMD |
|---------|---------|---------|---------|---------|---------|-----|
|---------|---------|---------|---------|---------|---------|-----|

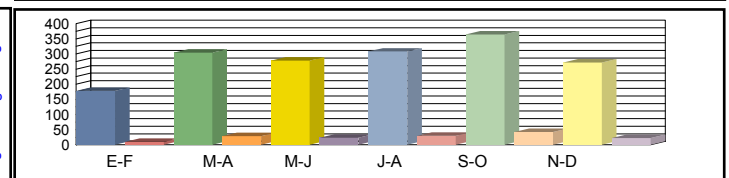
|                |         |                  |                  |                  |                  |                  |                  |                  |
|----------------|---------|------------------|------------------|------------------|------------------|------------------|------------------|------------------|
| Media Domingos | 00h-24h | 253 <b>7,21%</b> | 213 <b>6,06%</b> | 278 <b>7,90%</b> | 254 <b>7,24%</b> | 196 <b>5,57%</b> | 285 <b>8,12%</b> | 246 <b>7,02%</b> |
|                | 06h-22h | 224 <b>5,63%</b> | 189 <b>4,75%</b> | 250 <b>6,30%</b> | 230 <b>5,79%</b> | 169 <b>4,26%</b> | 252 <b>6,35%</b> | 219 <b>5,51%</b> |
|                | 08h-14h | 62 <b>4,67%</b>  | 57 <b>4,32%</b>  | 56 <b>4,26%</b>  | 81 <b>6,13%</b>  | 40 <b>3,04%</b>  | 103 <b>7,77%</b> | 66 <b>5,03%</b>  |



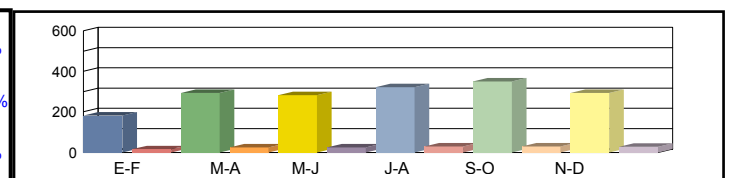
|               |         |                  |                  |                  |                   |                  |                   |                  |
|---------------|---------|------------------|------------------|------------------|-------------------|------------------|-------------------|------------------|
| Media Sábados | 00h-24h | 345 <b>9,83%</b> | 276 <b>7,86%</b> | 305 <b>8,68%</b> | 388 <b>11,05%</b> | 283 <b>8,07%</b> | 417 <b>11,88%</b> | 336 <b>9,56%</b> |
|               | 06h-22h | 308 <b>7,75%</b> | 249 <b>6,26%</b> | 279 <b>7,02%</b> | 347 <b>8,73%</b>  | 269 <b>6,77%</b> | 392 <b>9,87%</b>  | 307 <b>7,74%</b> |
|               | 08h-14h | 130 <b>9,83%</b> | 84 <b>6,33%</b>  | 114 <b>8,63%</b> | 118 <b>8,93%</b>  | 117 <b>8,86%</b> | 113 <b>8,54%</b>  | 113 <b>8,52%</b> |



|                 |         |                  |                  |                  |                  |                   |                  |                  |
|-----------------|---------|------------------|------------------|------------------|------------------|-------------------|------------------|------------------|
| Media Laborales | 00h-24h | 178 <b>5,06%</b> | 304 <b>8,67%</b> | 278 <b>7,91%</b> | 308 <b>8,78%</b> | 364 <b>10,37%</b> | 272 <b>7,74%</b> | 284 <b>8,09%</b> |
|                 | 06h-22h | 155 <b>3,90%</b> | 279 <b>7,03%</b> | 252 <b>6,35%</b> | 287 <b>7,23%</b> | 322 <b>8,12%</b>  | 252 <b>6,36%</b> | 258 <b>6,50%</b> |
|                 | 08h-14h | 56 <b>4,26%</b>  | 97 <b>7,36%</b>  | 89 <b>6,74%</b>  | 96 <b>7,25%</b>  | 119 <b>9,02%</b>  | 88 <b>6,67%</b>  | 91 <b>6,88%</b>  |



|              |         |                  |                  |                  |                  |                  |                  |                         |
|--------------|---------|------------------|------------------|------------------|------------------|------------------|------------------|-------------------------|
| Media Diaria | 00h-24h | 182 <b>8,09%</b> | 294 <b>7,64%</b> | 282 <b>8,02%</b> | 322 <b>8,26%</b> | 350 <b>7,60%</b> | 293 <b>8,51%</b> | <b>287</b> <b>8,02%</b> |
|              | 06h-22h | 157 <b>6,45%</b> | 268 <b>6,11%</b> | 256 <b>6,44%</b> | 299 <b>6,61%</b> | 310 <b>6,11%</b> | 272 <b>6,85%</b> | <b>260</b> <b>6,43%</b> |
|              | 08h-14h | 57 <b>6,89%</b>  | 91 <b>6,34%</b>  | 88 <b>6,66%</b>  | 99 <b>6,97%</b>  | 115 <b>6,52%</b> | 93 <b>7,15%</b>  | <b>90</b> <b>6,75%</b>  |



|              |   |  |  |  |  |  |  |  |
|--------------|---|--|--|--|--|--|--|--|
| Coeficientes | N |  |  |  |  |  |  |  |
|              | L |  |  |  |  |  |  |  |
| Coeficiente  | S |  |  |  |  |  |  |  |

Los datos en color negro corresponden al total de vehículos y los datos en color azul corresponden a vehículos pesados (en %)



**Castilla-La Mancha**

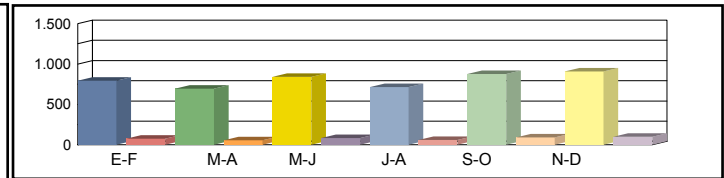
Consejería de Fomento

**Estación:** GU-11  
**Carretera:** CM-110 p.k. 15,00 **Provincia:** GUADALAJARA  
**Ubicación:** Estriégana - Sigüenza  
**Año:** 2024  
**Tipo:** COBERTURA

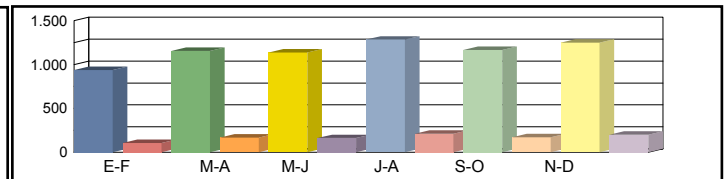
**Dirección General de Carreteras**

| Ene-Feb | Mar-Abr | May-Jun | Jul-Ago | Sep-Oct | Nov-Dic | IMD |
|---------|---------|---------|---------|---------|---------|-----|
|---------|---------|---------|---------|---------|---------|-----|

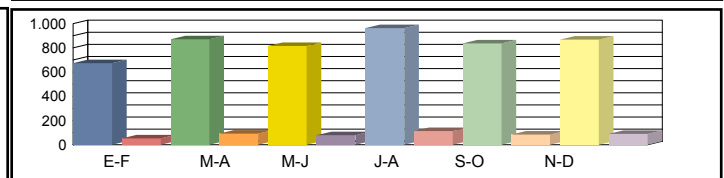
|                |         |                   |                  |                  |                  |                   |                   |                  |
|----------------|---------|-------------------|------------------|------------------|------------------|-------------------|-------------------|------------------|
| Media Domingos | 00h-24h | 794 <b>8,68%</b>  | 695 <b>7,60%</b> | 841 <b>9,20%</b> | 715 <b>7,82%</b> | 878 <b>9,61%</b>  | 908 <b>9,93%</b>  | 805 <b>8,81%</b> |
|                | 06h-22h | 690 <b>9,18%</b>  | 609 <b>8,11%</b> | 694 <b>9,23%</b> | 658 <b>8,76%</b> | 791 <b>10,53%</b> | 809 <b>10,77%</b> | 708 <b>9,43%</b> |
|                | 08h-14h | 341 <b>10,08%</b> | 301 <b>8,89%</b> | 308 <b>9,09%</b> | 321 <b>9,47%</b> | 257 <b>7,59%</b>  | 478 <b>14,12%</b> | 334 <b>9,87%</b> |



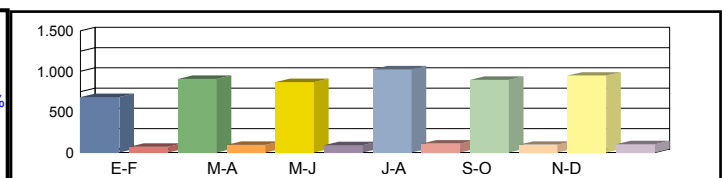
|               |         |                   |                     |                     |                     |                     |                     |                     |
|---------------|---------|-------------------|---------------------|---------------------|---------------------|---------------------|---------------------|---------------------|
| Media Sábados | 00h-24h | 937 <b>10,25%</b> | 1.154 <b>12,62%</b> | 1.138 <b>12,44%</b> | 1.284 <b>14,04%</b> | 1.165 <b>12,74%</b> | 1.251 <b>13,68%</b> | 1.155 <b>12,63%</b> |
|               | 06h-22h | 833 <b>11,08%</b> | 1.036 <b>13,79%</b> | 1.040 <b>13,84%</b> | 1.098 <b>14,61%</b> | 1.049 <b>13,96%</b> | 1.104 <b>14,70%</b> | 1.027 <b>13,66%</b> |
|               | 08h-14h | 441 <b>13,02%</b> | 429 <b>12,66%</b>   | 443 <b>13,09%</b>   | 580 <b>17,12%</b>   | 646 <b>19,07%</b>   | 404 <b>11,94%</b>   | 490 <b>14,48%</b>   |



|                 |         |                  |                   |                   |                   |                   |                   |                   |
|-----------------|---------|------------------|-------------------|-------------------|-------------------|-------------------|-------------------|-------------------|
| Media Laborales | 00h-24h | 673 <b>7,36%</b> | 872 <b>9,54%</b>  | 817 <b>8,94%</b>  | 964 <b>10,55%</b> | 836 <b>9,15%</b>  | 868 <b>9,49%</b>  | 838 <b>9,17%</b>  |
|                 | 06h-22h | 583 <b>7,76%</b> | 769 <b>10,23%</b> | 720 <b>9,58%</b>  | 848 <b>11,29%</b> | 735 <b>9,78%</b>  | 790 <b>10,52%</b> | 741 <b>9,86%</b>  |
|                 | 08h-14h | 302 <b>8,93%</b> | 410 <b>12,11%</b> | 354 <b>10,45%</b> | 394 <b>11,65%</b> | 354 <b>10,45%</b> | 370 <b>10,92%</b> | 364 <b>10,75%</b> |



|              |         |                   |                   |                   |                    |                   |                   |                          |
|--------------|---------|-------------------|-------------------|-------------------|--------------------|-------------------|-------------------|--------------------------|
| Media Diaria | 00h-24h | 684 <b>9,09%</b>  | 905 <b>9,27%</b>  | 866 <b>9,47%</b>  | 1.026 <b>9,51%</b> | 896 <b>9,57%</b>  | 948 <b>9,76%</b>  | <b>888</b> <b>9,44%</b>  |
|              | 06h-22h | 593 <b>9,74%</b>  | 800 <b>9,97%</b>  | 762 <b>10,14%</b> | 901 <b>10,18%</b>  | 793 <b>10,34%</b> | 864 <b>10,48%</b> | <b>786</b> <b>10,14%</b> |
|              | 08h-14h | 311 <b>10,77%</b> | 414 <b>10,55%</b> | 360 <b>10,64%</b> | 425 <b>11,26%</b>  | 382 <b>11,27%</b> | 396 <b>11,19%</b> | <b>381</b> <b>10,95%</b> |



|              |   |  |  |  |  |  |  |  |
|--------------|---|--|--|--|--|--|--|--|
| Coeficientes | N |  |  |  |  |  |  |  |
|              | L |  |  |  |  |  |  |  |
| Coeficiente  | S |  |  |  |  |  |  |  |

Los datos en color negro corresponden al total de vehículos y los datos en color azul corresponden a vehículos pesados (en %)



Castilla-La Mancha

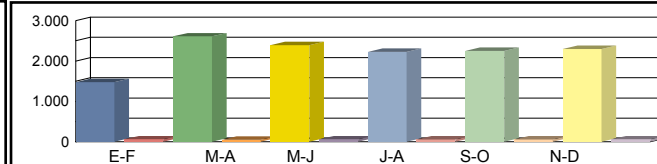
Consejería de Fomento

**Estación:** GU-11a  
**Carretera:** CM-1101 p.k. 21,22 **Provincia:** GUADALAJARA  
**Ubicación:** Mandayona - Sigüenza  
**Año:** 2024  
**Tipo:** PRIMARIA

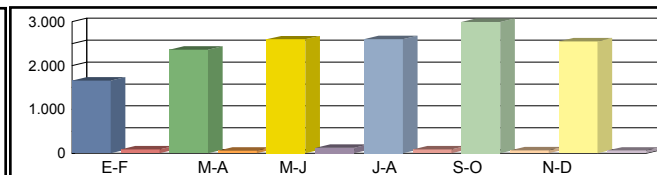
Dirección General de Carreteras

| Ene-Feb | Mar-Abr | May-Jun | Jul-Ago | Sep-Oct | Nov-Dic | IMD |
|---------|---------|---------|---------|---------|---------|-----|
|---------|---------|---------|---------|---------|---------|-----|

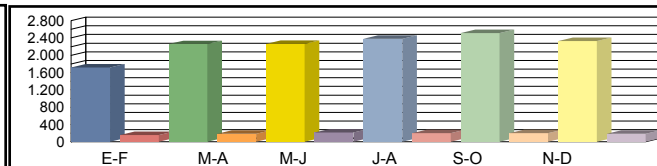
|                |         |                    |                    |                    |                    |                    |                    |                    |
|----------------|---------|--------------------|--------------------|--------------------|--------------------|--------------------|--------------------|--------------------|
| Media Domingos | 00h-24h | 1.481 <b>4,05%</b> | 2.610 <b>1,92%</b> | 2.391 <b>2,55%</b> | 2.231 <b>2,51%</b> | 2.250 <b>2,62%</b> | 2.297 <b>2,66%</b> | 2.210 <b>2,72%</b> |
|                | 06h-22h | 1.377 <b>2,54%</b> | 2.340 <b>1,32%</b> | 2.235 <b>2,19%</b> | 2.085 <b>2,21%</b> | 2.150 <b>2,19%</b> | 2.013 <b>1,94%</b> | 2.033 <b>2,06%</b> |
|                | 08h-14h | 507 <b>2,17%</b>   | 803 <b>1,00%</b>   | 932 <b>2,04%</b>   | 675 <b>2,81%</b>   | 911 <b>1,76%</b>   | 768 <b>1,82%</b>   | 766 <b>1,93%</b>   |



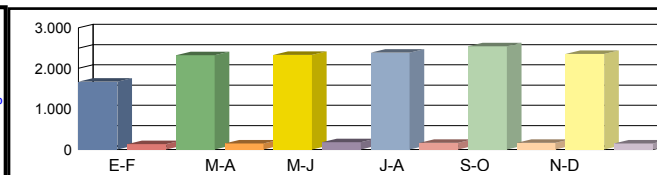
|               |         |                    |                    |                    |                    |                    |                    |                    |
|---------------|---------|--------------------|--------------------|--------------------|--------------------|--------------------|--------------------|--------------------|
| Media Sábados | 00h-24h | 1.658 <b>5,07%</b> | 2.363 <b>2,41%</b> | 2.597 <b>4,54%</b> | 2.603 <b>3,34%</b> | 2.994 <b>2,24%</b> | 2.547 <b>2,36%</b> | 2.460 <b>3,33%</b> |
|               | 06h-22h | 1.575 <b>4,38%</b> | 2.200 <b>1,73%</b> | 2.440 <b>4,14%</b> | 2.366 <b>3,13%</b> | 2.813 <b>2,06%</b> | 2.327 <b>1,72%</b> | 2.287 <b>2,86%</b> |
|               | 08h-14h | 721 <b>4,58%</b>   | 1.095 <b>1,83%</b> | 1.140 <b>4,65%</b> | 1.037 <b>2,99%</b> | 1.439 <b>1,60%</b> | 1.068 <b>1,78%</b> | 1.083 <b>2,90%</b> |



|                 |         |                    |                    |                    |                    |                    |                    |                    |
|-----------------|---------|--------------------|--------------------|--------------------|--------------------|--------------------|--------------------|--------------------|
| Media Laborales | 00h-24h | 1.715 <b>8,28%</b> | 2.259 <b>7,75%</b> | 2.265 <b>8,79%</b> | 2.378 <b>7,78%</b> | 2.510 <b>7,37%</b> | 2.331 <b>7,42%</b> | 2.243 <b>7,90%</b> |
|                 | 06h-22h | 1.623 <b>7,46%</b> | 2.118 <b>7,32%</b> | 2.136 <b>8,47%</b> | 2.248 <b>7,65%</b> | 2.367 <b>7,14%</b> | 2.174 <b>6,99%</b> | 2.111 <b>7,51%</b> |
|                 | 08h-14h | 732 <b>9,84%</b>   | 1.045 <b>8,42%</b> | 992 <b>10,08%</b>  | 1.062 <b>9,23%</b> | 1.173 <b>7,76%</b> | 996 <b>8,73%</b>   | 1.000 <b>9,01%</b> |



|              |         |                    |                    |                    |                    |                    |                    |                           |
|--------------|---------|--------------------|--------------------|--------------------|--------------------|--------------------|--------------------|---------------------------|
| Media Diaria | 00h-24h | 1.674 <b>7,29%</b> | 2.323 <b>6,03%</b> | 2.331 <b>7,21%</b> | 2.390 <b>6,40%</b> | 2.542 <b>5,90%</b> | 2.357 <b>5,98%</b> | <b>2.270</b> <b>6,47%</b> |
|              | 06h-22h | 1.581 <b>6,39%</b> | 2.162 <b>5,60%</b> | 2.194 <b>6,88%</b> | 2.242 <b>6,24%</b> | 2.400 <b>5,67%</b> | 2.173 <b>5,52%</b> | <b>2.125</b> <b>6,05%</b> |
|              | 08h-14h | 699 <b>8,30%</b>   | 1.017 <b>6,59%</b> | 1.004 <b>8,07%</b> | 1.003 <b>7,68%</b> | 1.174 <b>6,05%</b> | 974 <b>6,88%</b>   | <b>978</b> <b>7,26%</b>   |



|              |   |         |         |         |         |         |         |         |
|--------------|---|---------|---------|---------|---------|---------|---------|---------|
| Coeficientes | N | 1,05669 | 1,06657 | 1,06039 | 1,05783 | 1,06041 | 1,07222 |         |
|              | L | 1,30787 | 0,99292 | 0,99029 | 0,94323 | 0,89363 | 0,96225 |         |
| Coeficiente  | S |         |         |         |         |         |         | 1,01172 |

Los datos en color negro corresponden al total de vehículos y los datos en color azul corresponden a vehículos pesados (en %)





**Castilla-La Mancha**

Consejería de Fomento

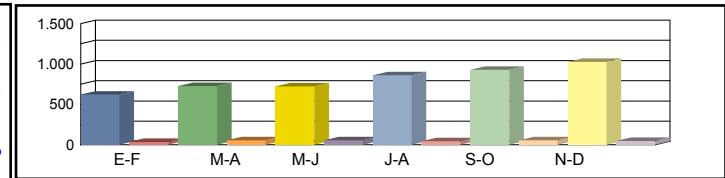
**Estación:** GU-11d  
**Carretera:** CM-110 p.k. 19,87 **Provincia:** GUADALAJARA  
**Ubicación:** Sigüenza - Imón  
**Año:** 2024  
**Tipo:** PRIMARIA

**Dirección General de Carreteras**

|  | Ene-Feb | Mar-Abr | May-Jun | Jul-Ago | Sep-Oct | Nov-Dic | IMD |
|--|---------|---------|---------|---------|---------|---------|-----|
|--|---------|---------|---------|---------|---------|---------|-----|

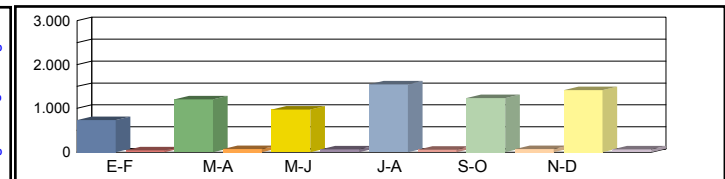
Media 00h-24h  
 Domingos 06h-22h  
 08h-14h

|     |       |     |       |     |       |     |       |     |       |       |       |     |       |
|-----|-------|-----|-------|-----|-------|-----|-------|-----|-------|-------|-------|-----|-------|
| 623 | 5,62% | 727 | 7,29% | 722 | 7,48% | 860 | 5,00% | 929 | 5,81% | 1.027 | 4,48% | 815 | 5,95% |
| 551 | 3,99% | 667 | 5,25% | 603 | 5,47% | 821 | 4,14% | 876 | 4,22% | 988   | 3,34% | 751 | 4,40% |
| 271 | 6,27% | 314 | 6,37% | 234 | 6,41% | 358 | 3,63% | 257 | 6,23% | 493   | 2,23% | 321 | 5,19% |



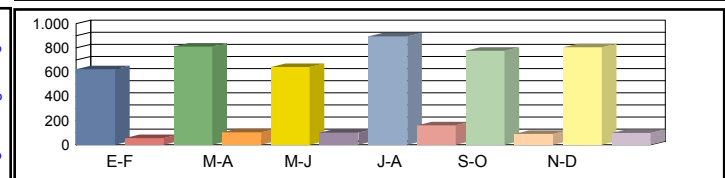
Media 00h-24h  
 Sábados 06h-22h  
 08h-14h

|     |       |       |       |     |       |       |       |       |       |       |       |       |       |
|-----|-------|-------|-------|-----|-------|-------|-------|-------|-------|-------|-------|-------|-------|
| 735 | 5,85% | 1.208 | 5,71% | 976 | 6,56% | 1.545 | 3,50% | 1.232 | 5,68% | 1.415 | 4,45% | 1.185 | 5,29% |
| 665 | 4,81% | 1.134 | 3,53% | 904 | 4,76% | 1.369 | 3,58% | 1.161 | 5,08% | 1.348 | 3,04% | 1.097 | 4,13% |
| 350 | 2,57% | 447   | 3,36% | 337 | 3,86% | 647   | 3,86% | 646   | 4,02% | 417   | 1,68% | 474   | 3,23% |



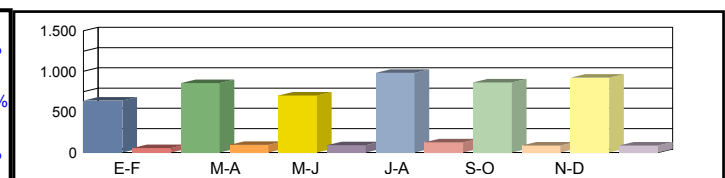
Media 00h-24h  
 Laborales 06h-22h  
 08h-14h

|     |       |     |        |     |        |     |        |     |        |     |        |     |        |
|-----|-------|-----|--------|-----|--------|-----|--------|-----|--------|-----|--------|-----|--------|
| 625 | 8,16% | 810 | 11,36% | 642 | 13,55% | 896 | 15,29% | 777 | 10,42% | 806 | 10,92% | 759 | 11,62% |
| 563 | 6,39% | 742 | 9,97%  | 575 | 12,35% | 819 | 14,65% | 709 | 9,17%  | 763 | 9,83%  | 695 | 10,39% |
| 269 | 6,32% | 365 | 11,23% | 262 | 9,92%  | 351 | 18,80% | 315 | 8,89%  | 329 | 10,64% | 315 | 10,97% |



Media 00h-24h  
 Diaria 06h-22h  
 08h-14h

|     |       |     |       |     |        |     |        |     |       |     |       |            |       |
|-----|-------|-----|-------|-----|--------|-----|--------|-----|-------|-----|-------|------------|-------|
| 641 | 7,49% | 855 | 9,71% | 701 | 11,27% | 983 | 11,29% | 864 | 8,80% | 924 | 8,44% | <b>828</b> | 9,50% |
| 575 | 5,74% | 788 | 8,12% | 626 | 9,90%  | 898 | 10,91% | 797 | 7,53% | 879 | 7,28% | <b>760</b> | 8,25% |
| 281 | 5,69% | 369 | 9,21% | 269 | 8,55%  | 395 | 13,42% | 354 | 7,34% | 365 | 7,67% | <b>339</b> | 8,65% |



Coeficientes N  
 L  
 Coeficiente S

|                |         |         |         |         |         |
|----------------|---------|---------|---------|---------|---------|
| 1,11012        | 1,09164 | 1,11652 | 1,09402 | 1,09591 | 1,05636 |
| 1,21440        | 0,93704 | 1,18224 | 0,84710 | 0,97683 | 0,94169 |
| <b>1,09072</b> |         |         |         |         |         |

Los datos en color negro corresponden al total de vehículos y los datos en color azul corresponden a vehículos pesados (en %)



Castilla-La Mancha

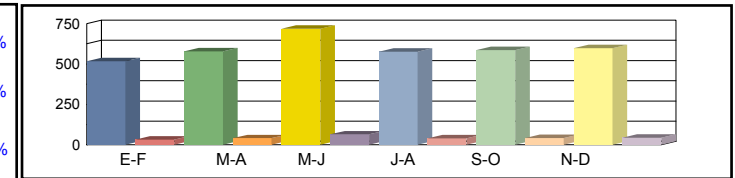
Consejería de Fomento

Estación: GU-12A  
 Carretera: CM-1004 p.k. 4,00 Provincia: GUADALAJARA  
 Ubicación: Humanes - Puebla de Beleña  
 Año: 2024  
 Tipo: COBERTURA

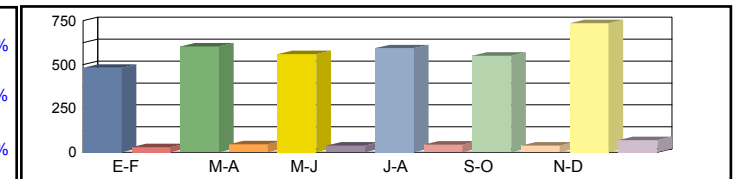
Dirección General de Carreteras

| Ene-Feb | Mar-Abr | May-Jun | Jul-Ago | Sep-Oct | Nov-Dic | IMD |
|---------|---------|---------|---------|---------|---------|-----|
|---------|---------|---------|---------|---------|---------|-----|

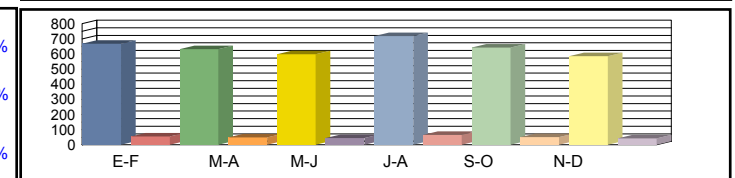
|                |         |                  |                  |                  |                  |                  |                  |                  |
|----------------|---------|------------------|------------------|------------------|------------------|------------------|------------------|------------------|
| Media Domingos | 00h-24h | 518 <b>5,99%</b> | 578 <b>6,68%</b> | 718 <b>8,29%</b> | 576 <b>6,65%</b> | 586 <b>6,77%</b> | 599 <b>6,92%</b> | 596 <b>6,88%</b> |
|                | 06h-22h | 459 <b>3,93%</b> | 538 <b>4,61%</b> | 681 <b>5,83%</b> | 522 <b>4,47%</b> | 556 <b>4,76%</b> | 557 <b>4,77%</b> | 552 <b>4,73%</b> |
|                | 08h-14h | 260 <b>2,13%</b> | 269 <b>2,19%</b> | 301 <b>2,46%</b> | 250 <b>2,04%</b> | 255 <b>2,09%</b> | 281 <b>2,29%</b> | 269 <b>2,20%</b> |



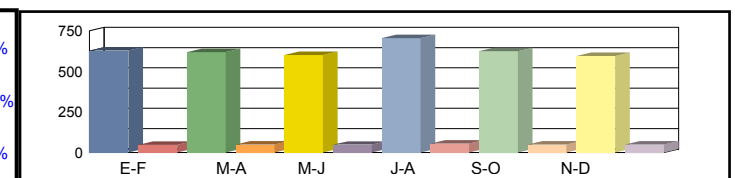
|               |         |                  |                  |                  |                  |                  |                  |                  |
|---------------|---------|------------------|------------------|------------------|------------------|------------------|------------------|------------------|
| Media Sábados | 00h-24h | 481 <b>5,56%</b> | 603 <b>6,97%</b> | 559 <b>6,46%</b> | 593 <b>6,85%</b> | 551 <b>6,36%</b> | 735 <b>8,49%</b> | 587 <b>6,78%</b> |
|               | 06h-22h | 426 <b>3,65%</b> | 578 <b>4,94%</b> | 482 <b>4,13%</b> | 545 <b>4,67%</b> | 500 <b>4,28%</b> | 688 <b>5,89%</b> | 536 <b>4,59%</b> |
|               | 08h-14h | 250 <b>2,04%</b> | 364 <b>2,98%</b> | 295 <b>2,41%</b> | 312 <b>2,55%</b> | 365 <b>2,98%</b> | 421 <b>3,44%</b> | 334 <b>2,73%</b> |



|                 |         |                  |                  |                  |                  |                  |                  |                  |
|-----------------|---------|------------------|------------------|------------------|------------------|------------------|------------------|------------------|
| Media Laborales | 00h-24h | 668 <b>7,71%</b> | 631 <b>7,29%</b> | 599 <b>6,92%</b> | 719 <b>8,31%</b> | 643 <b>7,43%</b> | 585 <b>6,75%</b> | 641 <b>7,40%</b> |
|                 | 06h-22h | 615 <b>5,26%</b> | 582 <b>4,98%</b> | 556 <b>4,76%</b> | 680 <b>5,82%</b> | 577 <b>4,94%</b> | 550 <b>4,71%</b> | 593 <b>5,08%</b> |
|                 | 08h-14h | 321 <b>2,62%</b> | 313 <b>2,56%</b> | 281 <b>2,30%</b> | 397 <b>3,24%</b> | 280 <b>2,28%</b> | 299 <b>2,44%</b> | 315 <b>2,57%</b> |



|              |         |                  |                  |                  |                  |                  |                  |                         |
|--------------|---------|------------------|------------------|------------------|------------------|------------------|------------------|-------------------------|
| Media Diaria | 00h-24h | 628 <b>6,86%</b> | 619 <b>7,16%</b> | 601 <b>7,31%</b> | 704 <b>7,14%</b> | 625 <b>7,08%</b> | 595 <b>7,41%</b> | <b>629</b> <b>7,16%</b> |
|              | 06h-22h | 573 <b>4,64%</b> | 575 <b>4,92%</b> | 556 <b>4,98%</b> | 664 <b>4,86%</b> | 562 <b>4,85%</b> | 561 <b>5,08%</b> | <b>582</b> <b>4,89%</b> |
|              | 08h-14h | 304 <b>2,42%</b> | 314 <b>2,56%</b> | 277 <b>2,52%</b> | 385 <b>2,48%</b> | 279 <b>2,55%</b> | 309 <b>2,64%</b> | <b>311</b> <b>2,53%</b> |



|              |   |  |  |  |  |  |  |  |
|--------------|---|--|--|--|--|--|--|--|
| Coeficientes | N |  |  |  |  |  |  |  |
|              | L |  |  |  |  |  |  |  |
| Coeficiente  | S |  |  |  |  |  |  |  |

Los datos en color negro corresponden al total de vehículos y los datos en color azul corresponden a vehículos pesados (en %)



Castilla-La Mancha

Consejería de Fomento

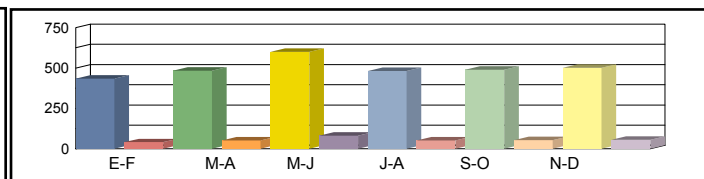
**Estación:** GU-12b  
**Carretera:** CM-1004 p.k. 14,00 **Provincia:** GUADALAJARA  
**Ubicación:** Tamajón - Puebla de Beleña  
**Año:** 2024  
**Tipo:** COBERTURA

Dirección General de Carreteras

|  | Ene-Feb | Mar-Abr | May-Jun | Jul-Ago | Sep-Oct | Nov-Dic | IMD |
|--|---------|---------|---------|---------|---------|---------|-----|
|--|---------|---------|---------|---------|---------|---------|-----|

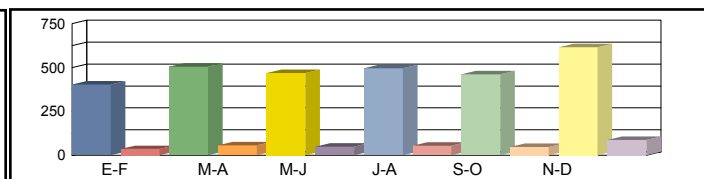
Media 00h-24h  
 Domingos 06h-22h  
 08h-14h

|     |       |     |       |     |        |     |       |     |       |     |        |     |        |
|-----|-------|-----|-------|-----|--------|-----|-------|-----|-------|-----|--------|-----|--------|
| 434 | 8,71% | 484 | 9,72% | 601 | 12,06% | 482 | 9,68% | 490 | 9,84% | 501 | 10,07% | 499 | 10,01% |
| 388 | 6,71% | 456 | 7,88% | 577 | 9,97%  | 442 | 7,64% | 471 | 8,14% | 472 | 8,16%  | 468 | 8,09%  |
| 247 | 5,32% | 255 | 5,49% | 286 | 6,16%  | 237 | 5,11% | 242 | 5,22% | 266 | 5,74%  | 256 | 5,51%  |



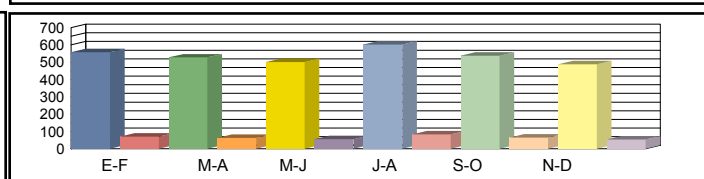
Media 00h-24h  
 Sábados 06h-22h  
 08h-14h

|     |       |     |        |     |       |     |       |     |       |     |        |     |       |
|-----|-------|-----|--------|-----|-------|-----|-------|-----|-------|-----|--------|-----|-------|
| 403 | 8,09% | 505 | 10,14% | 468 | 9,40% | 496 | 9,97% | 461 | 9,26% | 615 | 12,35% | 491 | 9,87% |
| 361 | 6,23% | 489 | 8,45%  | 408 | 7,05% | 462 | 7,98% | 423 | 7,31% | 583 | 10,07% | 454 | 7,85% |
| 237 | 5,10% | 346 | 7,45%  | 280 | 6,02% | 296 | 6,38% | 346 | 7,46% | 400 | 8,61%  | 318 | 6,84% |



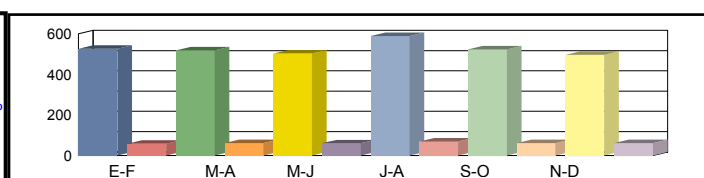
Media 00h-24h  
 Laborales 06h-22h  
 08h-14h

|     |        |     |        |     |        |     |        |     |        |     |       |     |        |
|-----|--------|-----|--------|-----|--------|-----|--------|-----|--------|-----|-------|-----|--------|
| 559 | 11,22% | 528 | 10,61% | 501 | 10,06% | 602 | 12,09% | 538 | 10,81% | 489 | 9,83% | 536 | 10,77% |
| 521 | 9,00%  | 493 | 8,52%  | 471 | 8,14%  | 576 | 9,95%  | 489 | 8,44%  | 466 | 8,05% | 503 | 8,68%  |
| 304 | 6,55%  | 297 | 6,40%  | 267 | 5,75%  | 376 | 8,11%  | 265 | 5,72%  | 284 | 6,12% | 299 | 6,44%  |



Media 00h-24h  
 Diaria 06h-22h  
 08h-14h

|     |       |     |        |     |        |     |        |     |        |     |        |            |        |
|-----|-------|-----|--------|-----|--------|-----|--------|-----|--------|-----|--------|------------|--------|
| 526 | 9,98% | 518 | 10,41% | 503 | 10,64% | 589 | 10,38% | 523 | 10,30% | 497 | 10,78% | <b>526</b> | 10,42% |
| 485 | 7,93% | 487 | 8,42%  | 471 | 8,52%  | 562 | 8,32%  | 476 | 8,29%  | 475 | 8,69%  | <b>493</b> | 8,36%  |
| 288 | 6,06% | 298 | 6,42%  | 263 | 6,31%  | 365 | 6,21%  | 264 | 6,38%  | 294 | 6,62%  | <b>295</b> | 6,33%  |



Coeficientes N  
 L  
 Coeficiente S

|  |  |  |  |  |  |  |  |
|--|--|--|--|--|--|--|--|
|  |  |  |  |  |  |  |  |
|  |  |  |  |  |  |  |  |

Los datos en color negro corresponden al total de vehículos y los datos en color azul corresponden a vehículos pesados (en %)



Castilla-La Mancha

Consejería de Fomento

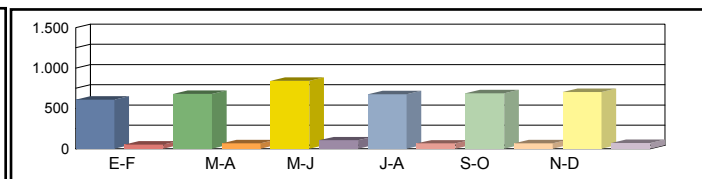
**Estación:** GU-12d  
**Carretera:** CM-1001 p.k. 37,00 **Provincia:** GUADALAJARA  
**Ubicación:** Cogolludo - Veguillas  
**Año:** 2024  
**Tipo:** COBERTURA

Dirección General de Carreteras

| Ene-Feb | Mar-Abr | May-Jun | Jul-Ago | Sep-Oct | Nov-Dic | IMD |
|---------|---------|---------|---------|---------|---------|-----|
|---------|---------|---------|---------|---------|---------|-----|

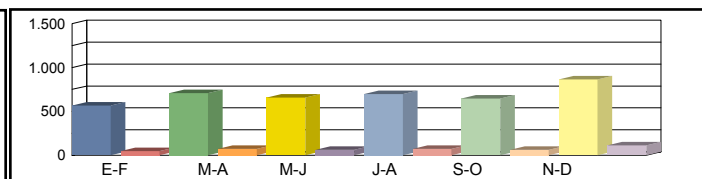
Media 00h-24h  
 Domingos 06h-22h  
 08h-14h

|     |       |     |       |     |        |     |       |     |       |     |       |     |       |
|-----|-------|-----|-------|-----|--------|-----|-------|-----|-------|-----|-------|-----|-------|
| 608 | 8,09% | 679 | 9,03% | 843 | 11,21% | 676 | 8,99% | 688 | 9,14% | 703 | 9,35% | 700 | 9,30% |
| 532 | 6,42% | 624 | 7,54% | 790 | 9,54%  | 605 | 7,31% | 645 | 7,79% | 646 | 7,80% | 640 | 7,73% |
| 263 | 7,63% | 271 | 7,88% | 304 | 8,84%  | 252 | 7,33% | 258 | 7,49% | 284 | 8,23% | 272 | 7,90% |



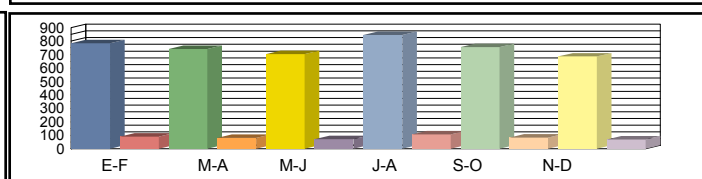
Media 00h-24h  
 Sábados 06h-22h  
 08h-14h

|     |       |     |        |     |       |     |       |     |        |     |        |     |       |
|-----|-------|-----|--------|-----|-------|-----|-------|-----|--------|-----|--------|-----|-------|
| 565 | 7,51% | 708 | 9,42%  | 657 | 8,73% | 697 | 9,26% | 647 | 8,60%  | 863 | 11,48% | 690 | 9,17% |
| 494 | 5,96% | 670 | 8,09%  | 559 | 6,75% | 633 | 7,64% | 579 | 6,99%  | 798 | 9,63%  | 622 | 7,51% |
| 252 | 7,32% | 368 | 10,69% | 297 | 8,64% | 315 | 9,16% | 368 | 10,70% | 425 | 12,35% | 338 | 9,81% |



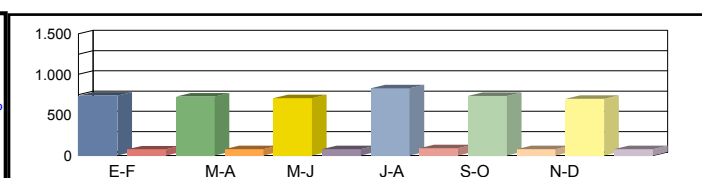
Media 00h-24h  
 Laborales 06h-22h  
 08h-14h

|     |        |     |       |     |       |     |        |     |        |     |       |     |        |
|-----|--------|-----|-------|-----|-------|-----|--------|-----|--------|-----|-------|-----|--------|
| 784 | 10,43% | 741 | 9,85% | 703 | 9,35% | 845 | 11,23% | 755 | 10,04% | 686 | 9,13% | 752 | 10,00% |
| 713 | 8,61%  | 675 | 8,15% | 645 | 7,79% | 788 | 9,51%  | 669 | 8,08%  | 638 | 7,70% | 688 | 8,30%  |
| 324 | 9,40%  | 316 | 9,18% | 284 | 8,25% | 400 | 11,63% | 282 | 8,20%  | 302 | 8,78% | 318 | 9,24%  |



Media 00h-24h  
 Diaria 06h-22h  
 08h-14h

|     |       |     |       |     |       |     |       |     |       |     |        |            |       |
|-----|-------|-----|-------|-----|-------|-----|-------|-----|-------|-----|--------|------------|-------|
| 737 | 9,27% | 727 | 9,67% | 705 | 9,88% | 827 | 9,64% | 734 | 9,57% | 697 | 10,01% | <b>738</b> | 9,67% |
| 664 | 7,59% | 667 | 8,05% | 645 | 8,15% | 769 | 7,96% | 651 | 7,93% | 651 | 8,31%  | <b>674</b> | 8,00% |
| 307 | 8,69% | 317 | 9,21% | 280 | 9,05% | 388 | 8,91% | 281 | 9,15% | 312 | 9,50%  | <b>314</b> | 9,08% |



Coeficientes N  
 L  
 Coeficiente S

|  |  |  |  |  |  |  |
|--|--|--|--|--|--|--|
|  |  |  |  |  |  |  |
|  |  |  |  |  |  |  |

Los datos en color negro corresponden al total de vehículos y los datos en color azul corresponden a vehículos pesados (en %)



**Castilla-La Mancha**

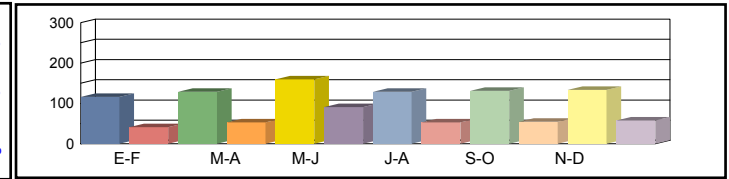
Consejería de Fomento

**Estación:** GU-12e  
**Carretera:** CM-1052 p.k. 15,00 **Provincia:** GUADALAJARA  
**Ubicación:** Casas de Uceda - Límite Provinica con Madrid  
**Año:** 2024  
**Tipo:** COBERTURA

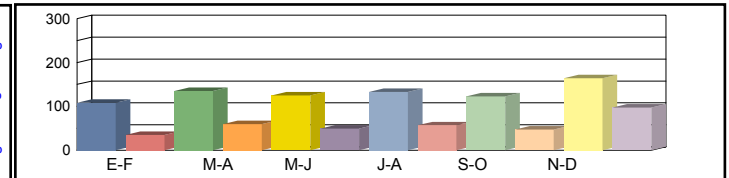
**Dirección General de Carreteras**

| Ene-Feb | Mar-Abr | May-Jun | Jul-Ago | Sep-Oct | Nov-Dic | IMD |
|---------|---------|---------|---------|---------|---------|-----|
|---------|---------|---------|---------|---------|---------|-----|

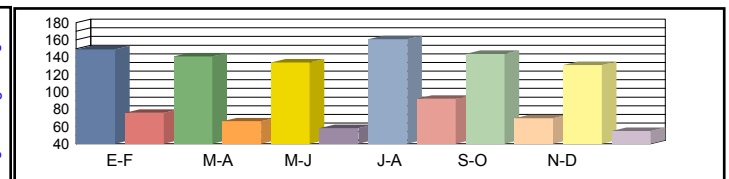
|                |         |                   |                   |                   |                   |                   |                   |                   |
|----------------|---------|-------------------|-------------------|-------------------|-------------------|-------------------|-------------------|-------------------|
| Media Domingos | 00h-24h | 116 <b>26,21%</b> | 129 <b>29,25%</b> | 160 <b>36,30%</b> | 129 <b>29,12%</b> | 131 <b>29,62%</b> | 134 <b>30,30%</b> | 133 <b>30,13%</b> |
|                | 06h-22h | 83 <b>21,76%</b>  | 97 <b>25,55%</b>  | 123 <b>32,33%</b> | 94 <b>24,77%</b>  | 100 <b>26,40%</b> | 101 <b>26,45%</b> | 100 <b>26,21%</b> |
|                | 08h-14h | 37 <b>20,80%</b>  | 38 <b>21,46%</b>  | 42 <b>24,07%</b>  | 35 <b>19,97%</b>  | 36 <b>20,40%</b>  | 39 <b>22,43%</b>  | 38 <b>21,52%</b>  |



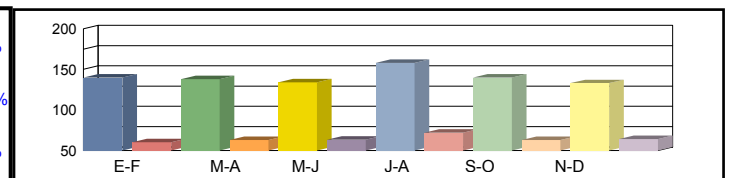
|               |         |                   |                   |                   |                   |                   |                   |                   |
|---------------|---------|-------------------|-------------------|-------------------|-------------------|-------------------|-------------------|-------------------|
| Media Sábados | 00h-24h | 108 <b>24,34%</b> | 135 <b>30,51%</b> | 125 <b>28,28%</b> | 133 <b>30,00%</b> | 123 <b>27,85%</b> | 164 <b>37,18%</b> | 131 <b>29,69%</b> |
|               | 06h-22h | 77 <b>20,21%</b>  | 104 <b>27,41%</b> | 87 <b>22,87%</b>  | 98 <b>25,88%</b>  | 90 <b>23,71%</b>  | 124 <b>32,64%</b> | 97 <b>25,45%</b>  |
|               | 08h-14h | 35 <b>19,94%</b>  | 51 <b>29,11%</b>  | 41 <b>23,53%</b>  | 44 <b>24,94%</b>  | 51 <b>29,14%</b>  | 59 <b>33,65%</b>  | 47 <b>26,72%</b>  |



|                 |         |                   |                   |                   |                   |                   |                   |                   |
|-----------------|---------|-------------------|-------------------|-------------------|-------------------|-------------------|-------------------|-------------------|
| Media Laborales | 00h-24h | 149 <b>33,77%</b> | 141 <b>31,91%</b> | 134 <b>30,28%</b> | 161 <b>36,39%</b> | 144 <b>32,53%</b> | 131 <b>29,57%</b> | 143 <b>32,41%</b> |
|                 | 06h-22h | 111 <b>29,18%</b> | 105 <b>27,62%</b> | 100 <b>26,39%</b> | 123 <b>32,25%</b> | 104 <b>27,37%</b> | 99 <b>26,09%</b>  | 107 <b>28,15%</b> |
|                 | 08h-14h | 45 <b>25,61%</b>  | 44 <b>25,00%</b>  | 40 <b>22,48%</b>  | 56 <b>31,68%</b>  | 39 <b>22,34%</b>  | 42 <b>23,91%</b>  | 44 <b>25,17%</b>  |



|              |         |                   |                   |                   |                   |                   |                   |                   |
|--------------|---------|-------------------|-------------------|-------------------|-------------------|-------------------|-------------------|-------------------|
| Media Diaria | 00h-24h | 140 <b>30,02%</b> | 138 <b>31,33%</b> | 134 <b>32,02%</b> | 158 <b>31,24%</b> | 140 <b>31,01%</b> | 133 <b>32,44%</b> | <b>140 31,34%</b> |
|              | 06h-22h | 103 <b>25,72%</b> | 104 <b>27,29%</b> | 100 <b>27,61%</b> | 120 <b>26,96%</b> | 101 <b>26,89%</b> | 101 <b>28,17%</b> | <b>105 27,11%</b> |
|              | 08h-14h | 43 <b>23,68%</b>  | 44 <b>25,08%</b>  | 39 <b>24,66%</b>  | 54 <b>24,27%</b>  | 39 <b>24,93%</b>  | 43 <b>25,87%</b>  | <b>44 24,75%</b>  |



|              |   |  |  |  |  |  |  |  |
|--------------|---|--|--|--|--|--|--|--|
| Coeficientes | N |  |  |  |  |  |  |  |
|              | L |  |  |  |  |  |  |  |
| Coeficiente  | S |  |  |  |  |  |  |  |

Los datos en color negro corresponden al total de vehículos y los datos en color azul corresponden a vehículos pesados (en %)



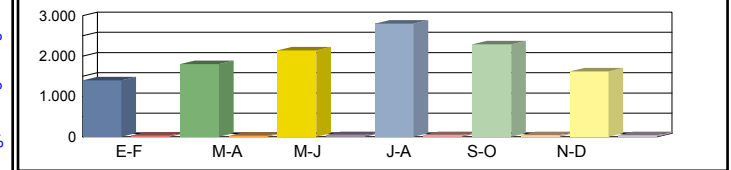
Castilla-La Mancha

Consejería de Fomento

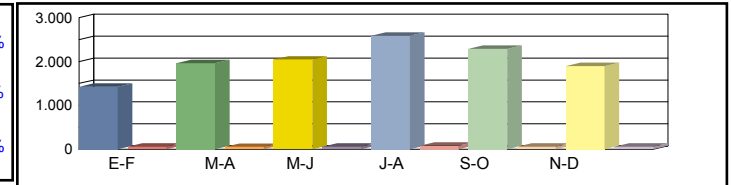
**Estación:** GU-12f  
**Carretera:** CM-1001 p.k. 31,24 **Provincia:** GUADALAJARA  
**Ubicación:** Fuencemillán - Cogolludo  
**Año:** 2024  
**Tipo:** PERMANENTE

Dirección General de Carreteras

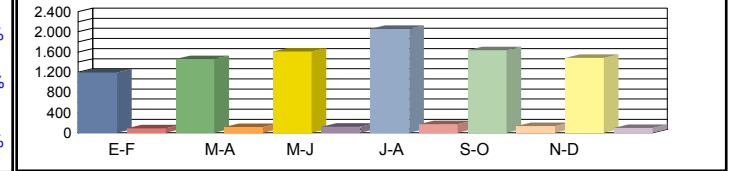
| Ene-Feb | Mar-Abr | May-Jun | Jul-Ago | Sep-Oct | Nov-Dic | IMD |
|---------|---------|---------|---------|---------|---------|-----|
|---------|---------|---------|---------|---------|---------|-----|



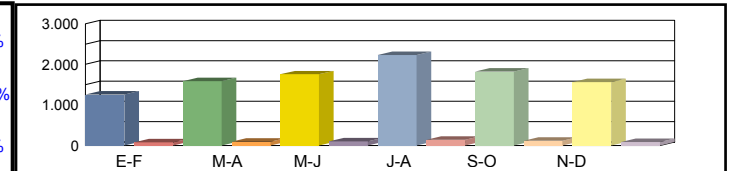
|                  |             |             |             |             |             |             |             |
|------------------|-------------|-------------|-------------|-------------|-------------|-------------|-------------|
| Media 00h-24h    | 1.399 2,22% | 1.799 1,61% | 2.140 2,15% | 2.800 1,64% | 2.288 1,88% | 1.623 2,53% | 2.008 2,00% |
| Domingos 06h-22h | 1.346 2,30% | 1.726 1,62% | 2.028 2,27% | 2.588 1,62% | 2.194 1,96% | 1.545 2,59% | 1.904 2,06% |
| 08h-14h          | 555 2,88%   | 731 1,92%   | 744 3,63%   | 884 2,15%   | 803 2,24%   | 633 3,00%   | 725 2,64%   |



|                 |             |             |             |             |             |             |             |
|-----------------|-------------|-------------|-------------|-------------|-------------|-------------|-------------|
| Media 00h-24h   | 1.424 3,79% | 1.962 2,70% | 2.045 2,89% | 2.589 3,09% | 2.289 2,53% | 1.895 2,96% | 2.034 2,99% |
| Sábados 06h-22h | 1.362 3,89% | 1.875 2,83% | 1.913 2,98% | 2.343 3,20% | 2.201 2,54% | 1.810 3,09% | 1.917 3,09% |
| 08h-14h         | 644 5,28%   | 981 3,16%   | 973 2,98%   | 1.161 3,53% | 1.048 2,86% | 862 3,94%   | 945 3,63%   |



|                   |             |             |             |             |             |             |             |
|-------------------|-------------|-------------|-------------|-------------|-------------|-------------|-------------|
| Media 00h-24h     | 1.197 7,10% | 1.463 7,25% | 1.612 7,13% | 2.060 7,62% | 1.639 7,75% | 1.483 6,14% | 1.576 7,16% |
| Laborales 06h-22h | 1.152 7,29% | 1.403 7,48% | 1.523 7,42% | 1.893 8,03% | 1.575 8,00% | 1.426 6,31% | 1.495 7,42% |
| 08h-14h           | 510 8,63%   | 578 9,17%   | 647 9,12%   | 795 9,69%   | 657 10,05%  | 603 7,30%   | 632 8,99%   |



|                |             |             |             |             |             |             |             |
|----------------|-------------|-------------|-------------|-------------|-------------|-------------|-------------|
| Media 00h-24h  | 1.255 5,82% | 1.586 5,49% | 1.754 5,47% | 2.232 5,87% | 1.820 5,82% | 1.565 5,05% | 1.702 5,59% |
| Diaria 06h-22h | 1.207 6,05% | 1.520 5,66% | 1.655 5,74% | 2.048 6,20% | 1.749 6,00% | 1.500 5,20% | 1.613 5,81% |
| 08h-14h        | 535 7,29%   | 660 6,67%   | 710 7,04%   | 859 7,45%   | 729 7,41%   | 646 6,04%   | 690 6,98%   |

|                |         |         |         |         |         |         |
|----------------|---------|---------|---------|---------|---------|---------|
| Coeficientes N | 1,03906 | 1,04277 | 1,05844 | 1,08822 | 1,04063 | 1,03997 |
| L              | 1,31662 | 1,07724 | 0,97767 | 0,76505 | 0,96156 | 1,06271 |
| Coeficiente S  | 1,08067 |         |         |         |         |         |

Los datos en color negro corresponden al total de vehículos y los datos en color azul corresponden a vehículos pesados (en %)



Castilla-La Mancha

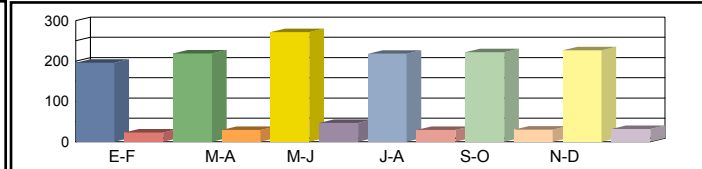
Consejería de Fomento

**Estación:** GU-12g  
**Carretera:** CM-1001 p.k. 25,00 **Provincia:** GUADALAJARA  
**Ubicación:** Puebla de Beleña - Fuencemillán  
**Año:** 2024  
**Tipo:** COBERTURA

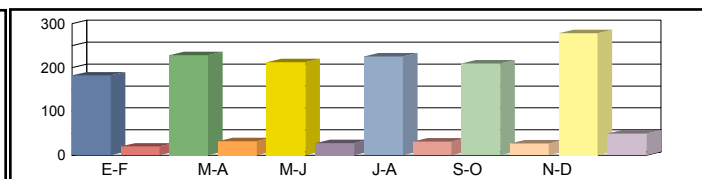
Dirección General de Carreteras

|  | Ene-Feb | Mar-Abr | May-Jun | Jul-Ago | Sep-Oct | Nov-Dic | IMD |
|--|---------|---------|---------|---------|---------|---------|-----|
|--|---------|---------|---------|---------|---------|---------|-----|

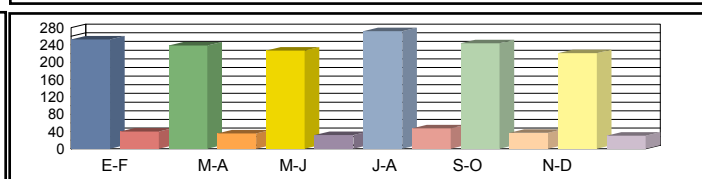
|                |         |            |            |            |            |            |            |            |
|----------------|---------|------------|------------|------------|------------|------------|------------|------------|
| Media Domingos | 00h-24h | 196 10,65% | 219 11,89% | 272 14,75% | 218 11,83% | 222 12,04% | 227 12,31% | 226 12,25% |
|                | 06h-22h | 151 6,19%  | 177 7,26%  | 224 9,19%  | 171 7,04%  | 183 7,51%  | 183 7,52%  | 182 7,45%  |
|                | 08h-14h | 64 5,40%   | 66 5,57%   | 74 6,25%   | 61 5,19%   | 63 5,30%   | 69 5,83%   | 66 5,59%   |



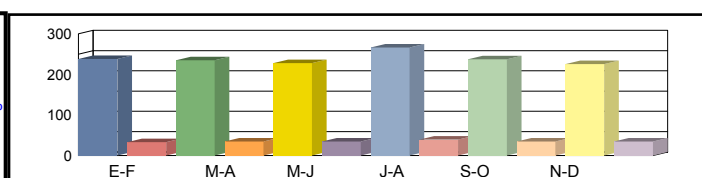
|               |         |           |            |            |            |            |            |            |
|---------------|---------|-----------|------------|------------|------------|------------|------------|------------|
| Media Sábados | 00h-24h | 182 9,89% | 228 12,40% | 212 11,49% | 225 12,19% | 209 11,32% | 278 15,11% | 222 12,07% |
|               | 06h-22h | 140 5,75% | 190 7,79%  | 158 6,50%  | 179 7,36%  | 164 6,74%  | 226 9,28%  | 176 7,24%  |
|               | 08h-14h | 61 5,18%  | 90 7,56%   | 72 6,11%   | 77 6,48%   | 90 7,57%   | 104 8,74%  | 82 6,94%   |



|                 |         |            |            |            |            |            |            |            |
|-----------------|---------|------------|------------|------------|------------|------------|------------|------------|
| Media Laborales | 00h-24h | 253 13,73% | 239 12,97% | 227 12,31% | 272 14,79% | 244 13,22% | 221 12,02% | 243 13,17% |
|                 | 06h-22h | 202 8,30%  | 191 7,85%  | 183 7,50%  | 223 9,17%  | 189 7,78%  | 180 7,42%  | 195 8,00%  |
|                 | 08h-14h | 79 6,65%   | 77 6,49%   | 69 5,84%   | 98 8,23%   | 69 5,80%   | 74 6,21%   | 78 6,54%   |



|              |         |            |            |            |            |            |            |            |
|--------------|---------|------------|------------|------------|------------|------------|------------|------------|
| Media Diaria | 00h-24h | 238 12,20% | 235 12,73% | 228 13,01% | 266 12,70% | 237 12,60% | 225 13,18% | 238 12,74% |
|              | 06h-22h | 188 7,31%  | 189 7,76%  | 183 7,85%  | 218 7,67%  | 184 7,64%  | 184 8,01%  | 191 7,71%  |
|              | 08h-14h | 75 6,15%   | 77 6,51%   | 68 6,40%   | 95 6,30%   | 69 6,48%   | 77 6,72%   | 77 6,43%   |



|              |   |  |  |  |  |  |  |  |
|--------------|---|--|--|--|--|--|--|--|
| Coeficientes | N |  |  |  |  |  |  |  |
|              | L |  |  |  |  |  |  |  |
| Coeficiente  | S |  |  |  |  |  |  |  |

Los datos en color negro corresponden al total de vehículos y los datos en color azul corresponden a vehículos pesados (en %)



**Castilla-La Mancha**

Consejería de Fomento

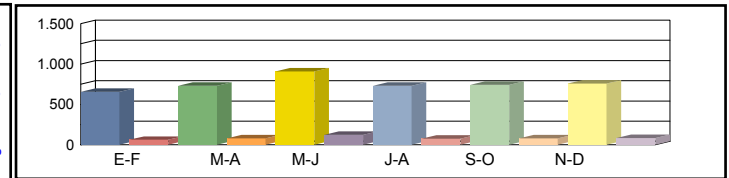
**Estación:** GU-12i  
**Carretera:** CM-101 p.k. 38,50 **Provincia:** GUADALAJARA  
**Ubicación:** Fuencenmillán - Espinosa de Henares  
**Año:** 2024  
**Tipo:** COBERTURA

**Dirección General de Carreteras**

| Ene-Feb | Mar-Abr | May-Jun | Jul-Ago | Sep-Oct | Nov-Dic | IMD |
|---------|---------|---------|---------|---------|---------|-----|
|---------|---------|---------|---------|---------|---------|-----|

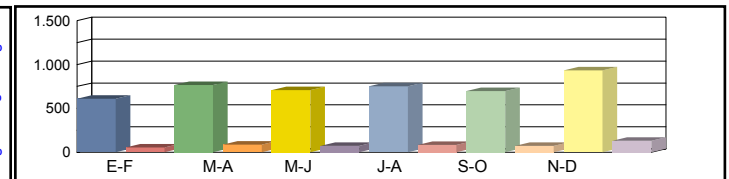
Media 00h-24h  
 Domingos 06h-22h  
 08h-14h

|                  |                  |                   |                  |                  |                   |                   |
|------------------|------------------|-------------------|------------------|------------------|-------------------|-------------------|
| 657 <b>8,72%</b> | 733 <b>9,74%</b> | 910 <b>12,09%</b> | 730 <b>9,69%</b> | 742 <b>9,86%</b> | 759 <b>10,09%</b> | 755 <b>10,03%</b> |
| 592 <b>7,03%</b> | 695 <b>8,25%</b> | 879 <b>10,44%</b> | 674 <b>8,00%</b> | 718 <b>8,53%</b> | 719 <b>8,54%</b>  | 713 <b>8,47%</b>  |
| 309 <b>7,16%</b> | 319 <b>7,38%</b> | 358 <b>8,28%</b>  | 297 <b>6,87%</b> | 304 <b>7,02%</b> | 334 <b>7,72%</b>  | 320 <b>7,41%</b>  |



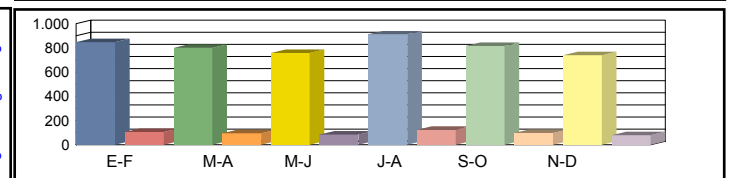
Media 00h-24h  
 Sábados 06h-22h  
 08h-14h

|                  |                   |                  |                  |                   |                   |                  |
|------------------|-------------------|------------------|------------------|-------------------|-------------------|------------------|
| 610 <b>8,10%</b> | 765 <b>10,16%</b> | 709 <b>9,42%</b> | 752 <b>9,99%</b> | 698 <b>9,27%</b>  | 932 <b>12,38%</b> | 744 <b>9,89%</b> |
| 549 <b>6,53%</b> | 745 <b>8,85%</b>  | 622 <b>7,39%</b> | 704 <b>8,36%</b> | 645 <b>7,66%</b>  | 887 <b>10,54%</b> | 692 <b>8,22%</b> |
| 297 <b>6,86%</b> | 433 <b>10,02%</b> | 350 <b>8,10%</b> | 371 <b>8,58%</b> | 434 <b>10,03%</b> | 501 <b>11,58%</b> | 398 <b>9,19%</b> |



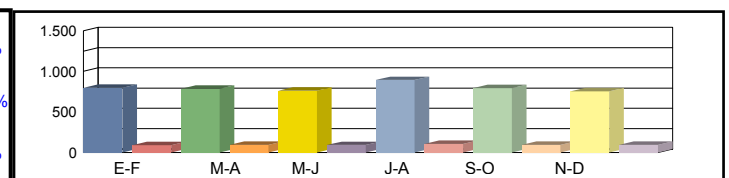
Media 00h-24h  
 Laborales 06h-22h  
 08h-14h

|                   |                   |                   |                   |                   |                  |                   |
|-------------------|-------------------|-------------------|-------------------|-------------------|------------------|-------------------|
| 847 <b>11,24%</b> | 800 <b>10,63%</b> | 759 <b>10,08%</b> | 912 <b>12,11%</b> | 816 <b>10,83%</b> | 741 <b>9,84%</b> | 812 <b>10,79%</b> |
| 794 <b>9,43%</b>  | 751 <b>8,92%</b>  | 718 <b>8,53%</b>  | 877 <b>10,42%</b> | 744 <b>8,84%</b>  | 709 <b>8,43%</b> | 766 <b>9,09%</b>  |
| 381 <b>8,81%</b>  | 372 <b>8,60%</b>  | 334 <b>7,73%</b>  | 471 <b>10,90%</b> | 332 <b>7,69%</b>  | 356 <b>8,23%</b> | 374 <b>8,66%</b>  |



Media 00h-24h  
 Diaria 06h-22h  
 08h-14h

|                  |                   |                   |                   |                   |                   |                          |
|------------------|-------------------|-------------------|-------------------|-------------------|-------------------|--------------------------|
| 797 <b>9,99%</b> | 785 <b>10,43%</b> | 762 <b>10,66%</b> | 893 <b>10,40%</b> | 793 <b>10,32%</b> | 753 <b>10,80%</b> | <b>797</b> <b>10,43%</b> |
| 740 <b>8,31%</b> | 742 <b>8,82%</b>  | 718 <b>8,92%</b>  | 856 <b>8,71%</b>  | 724 <b>8,68%</b>  | 723 <b>9,10%</b>  | <b>750</b> <b>8,76%</b>  |
| 361 <b>8,15%</b> | 373 <b>8,63%</b>  | 329 <b>8,48%</b>  | 457 <b>8,35%</b>  | 331 <b>8,58%</b>  | 368 <b>8,90%</b>  | <b>370</b> <b>8,52%</b>  |



Coeficientes N  
 L  
 Coeficiente S

|  |  |  |  |  |  |  |
|--|--|--|--|--|--|--|
|  |  |  |  |  |  |  |
|  |  |  |  |  |  |  |

Los datos en color negro corresponden al total de vehículos y los datos en color azul corresponden a vehículos pesados (en %)





**Castilla-La Mancha**

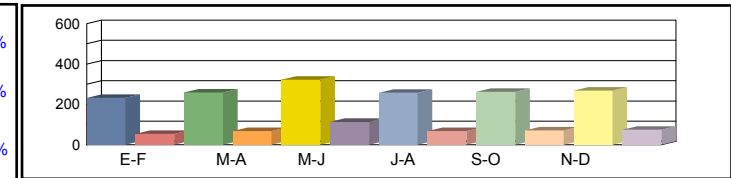
Consejería de Fomento

**Estación:** GU-12k  
**Carretera:** CM-1001 p.k. 10,00 **Provincia:** GUADALAJARA  
**Ubicación:** El Cubillo de Uceda - Puebla de Beleña  
**Año:** 2024  
**Tipo:** COBERTURA

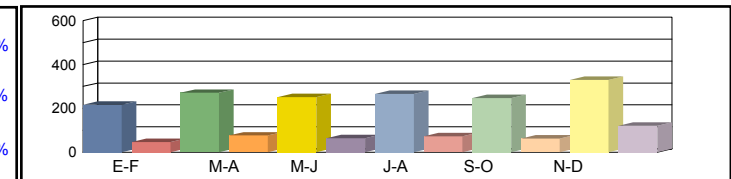
**Dirección General de Carreteras**

| Ene-Feb | Mar-Abr | May-Jun | Jul-Ago | Sep-Oct | Nov-Dic | IMD |
|---------|---------|---------|---------|---------|---------|-----|
|---------|---------|---------|---------|---------|---------|-----|

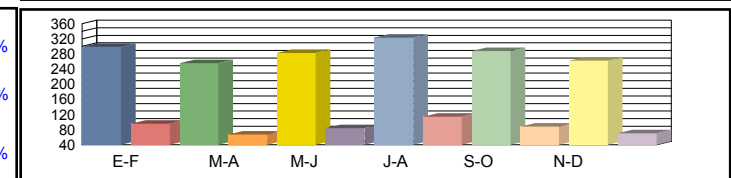
|                |         |            |            |            |            |            |            |            |
|----------------|---------|------------|------------|------------|------------|------------|------------|------------|
| Media Domingos | 00h-24h | 232 18,86% | 259 21,05% | 322 26,13% | 258 20,95% | 263 21,32% | 269 21,80% | 267 21,68% |
|                | 06h-22h | 174 17,12% | 204 20,09% | 259 25,43% | 198 19,48% | 211 20,76% | 212 20,80% | 210 20,61% |
|                | 08h-14h | 76 12,80%  | 78 13,21%  | 88 14,81%  | 73 12,29%  | 74 12,55%  | 82 13,80%  | 78 13,24%  |



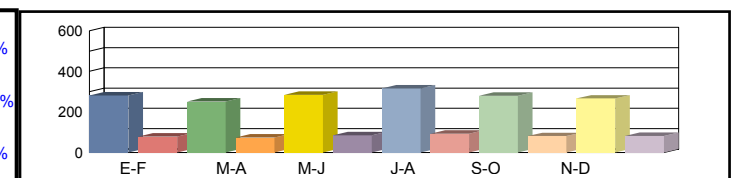
|               |         |            |            |            |            |            |            |            |
|---------------|---------|------------|------------|------------|------------|------------|------------|------------|
| Media Sábados | 00h-24h | 216 17,51% | 271 21,95% | 251 20,35% | 266 21,59% | 247 20,05% | 330 26,75% | 264 21,37% |
|               | 06h-22h | 162 15,89% | 219 21,55% | 183 17,99% | 207 20,36% | 190 18,64% | 261 25,67% | 204 20,02% |
|               | 08h-14h | 73 12,27%  | 106 17,91% | 86 14,48%  | 91 15,35%  | 106 17,93% | 122 20,71% | 97 16,44%  |



|                 |         |            |            |            |            |            |            |            |
|-----------------|---------|------------|------------|------------|------------|------------|------------|------------|
| Media Laborales | 00h-24h | 299 24,31% | 256 20,76% | 283 22,97% | 323 26,19% | 288 23,41% | 262 21,28% | 285 23,15% |
|                 | 06h-22h | 234 22,95% | 196 19,26% | 221 21,72% | 258 25,36% | 219 21,53% | 209 20,51% | 223 21,89% |
|                 | 08h-14h | 93 15,76%  | 87 14,76%  | 91 15,38%  | 115 19,49% | 81 13,75%  | 87 14,71%  | 92 15,64%  |



|              |         |            |            |            |            |            |            |            |
|--------------|---------|------------|------------|------------|------------|------------|------------|------------|
| Media Diaria | 00h-24h | 281 21,60% | 251 22,55% | 284 23,05% | 316 22,48% | 280 22,31% | 266 23,34% | 280 22,56% |
|              | 06h-22h | 218 20,23% | 194 21,46% | 221 21,72% | 252 21,20% | 213 21,14% | 213 22,15% | 218 21,32% |
|              | 08h-14h | 88 14,57%  | 87 15,43%  | 90 15,17%  | 112 14,94% | 81 15,34%  | 90 15,92%  | 91 15,23%  |



|              |   |  |  |  |  |  |  |  |
|--------------|---|--|--|--|--|--|--|--|
| Coeficientes | N |  |  |  |  |  |  |  |
|              | L |  |  |  |  |  |  |  |
| Coeficiente  | S |  |  |  |  |  |  |  |

Los datos en color negro corresponden al total de vehículos y los datos en color azul corresponden a vehículos pesados (en %)



Castilla-La Mancha

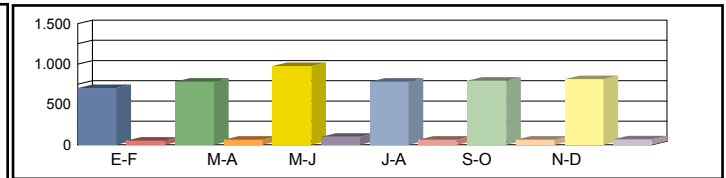
Consejería de Fomento

**Estación:** GU-12I  
**Carretera:** CM-1002 p.k. 33,00 **Provincia:** GUADALAJARA  
**Ubicación:** El Cubillo de Uceda - Uceda  
**Año:** 2024  
**Tipo:** COBERTURA

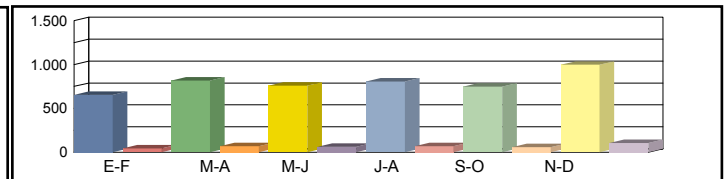
Dirección General de Carreteras

| Ene-Feb | Mar-Abr | May-Jun | Jul-Ago | Sep-Oct | Nov-Dic | IMD |
|---------|---------|---------|---------|---------|---------|-----|
|---------|---------|---------|---------|---------|---------|-----|

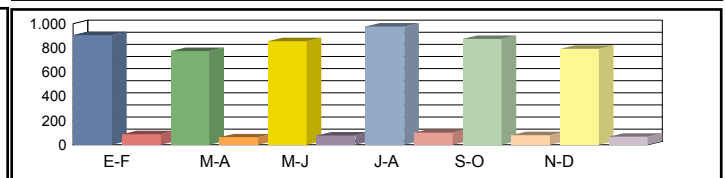
|                |         |                  |                  |                  |                  |                  |                  |                  |
|----------------|---------|------------------|------------------|------------------|------------------|------------------|------------------|------------------|
| Media Domingos | 00h-24h | 703 <b>6,81%</b> | 784 <b>7,60%</b> | 974 <b>9,43%</b> | 781 <b>7,57%</b> | 794 <b>7,70%</b> | 813 <b>7,87%</b> | 808 <b>7,83%</b> |
|                | 06h-22h | 626 <b>5,36%</b> | 734 <b>6,29%</b> | 930 <b>7,96%</b> | 712 <b>6,10%</b> | 759 <b>6,50%</b> | 760 <b>6,51%</b> | 754 <b>6,45%</b> |
|                | 08h-14h | 283 <b>7,34%</b> | 292 <b>7,57%</b> | 327 <b>8,50%</b> | 272 <b>7,05%</b> | 277 <b>7,20%</b> | 305 <b>7,92%</b> | 293 <b>7,60%</b> |



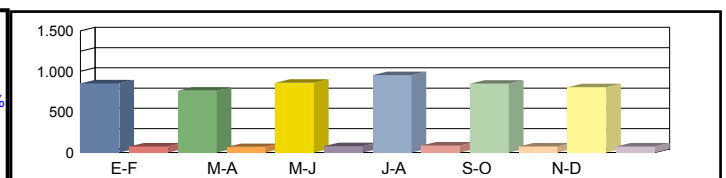
|               |         |                  |                   |                  |                  |                   |                   |                  |
|---------------|---------|------------------|-------------------|------------------|------------------|-------------------|-------------------|------------------|
| Media Sábados | 00h-24h | 653 <b>6,32%</b> | 818 <b>7,93%</b>  | 759 <b>7,35%</b> | 805 <b>7,80%</b> | 747 <b>7,24%</b>  | 997 <b>9,66%</b>  | 796 <b>7,72%</b> |
|               | 06h-22h | 581 <b>4,98%</b> | 788 <b>6,75%</b>  | 658 <b>5,63%</b> | 744 <b>6,37%</b> | 681 <b>5,84%</b>  | 938 <b>8,04%</b>  | 732 <b>6,27%</b> |
|               | 08h-14h | 271 <b>7,04%</b> | 396 <b>10,27%</b> | 320 <b>8,31%</b> | 339 <b>8,80%</b> | 396 <b>10,29%</b> | 458 <b>11,88%</b> | 363 <b>9,43%</b> |



|                 |         |                  |                  |                  |                   |                  |                  |                  |
|-----------------|---------|------------------|------------------|------------------|-------------------|------------------|------------------|------------------|
| Media Laborales | 00h-24h | 906 <b>8,78%</b> | 774 <b>7,50%</b> | 856 <b>8,29%</b> | 976 <b>9,46%</b>  | 873 <b>8,46%</b> | 793 <b>7,68%</b> | 863 <b>8,36%</b> |
|                 | 06h-22h | 839 <b>7,19%</b> | 704 <b>6,03%</b> | 794 <b>6,80%</b> | 927 <b>7,94%</b>  | 787 <b>6,74%</b> | 750 <b>6,42%</b> | 800 <b>6,85%</b> |
|                 | 08h-14h | 348 <b>9,04%</b> | 326 <b>8,46%</b> | 340 <b>8,82%</b> | 431 <b>11,18%</b> | 304 <b>7,89%</b> | 325 <b>8,44%</b> | 346 <b>8,97%</b> |



|              |         |                  |                  |                  |                  |                  |                  |                         |
|--------------|---------|------------------|------------------|------------------|------------------|------------------|------------------|-------------------------|
| Media Diaria | 00h-24h | 852 <b>7,80%</b> | 760 <b>8,14%</b> | 859 <b>8,32%</b> | 955 <b>8,12%</b> | 848 <b>8,06%</b> | 806 <b>8,43%</b> | <b>847</b> <b>8,15%</b> |
|              | 06h-22h | 781 <b>6,33%</b> | 696 <b>6,72%</b> | 794 <b>6,80%</b> | 905 <b>6,64%</b> | 766 <b>6,62%</b> | 765 <b>6,94%</b> | <b>784</b> <b>6,68%</b> |
|              | 08h-14h | 330 <b>8,36%</b> | 327 <b>8,85%</b> | 335 <b>8,70%</b> | 418 <b>8,57%</b> | 303 <b>8,80%</b> | 336 <b>9,13%</b> | <b>342</b> <b>8,73%</b> |



|              |   |  |  |  |  |  |  |  |
|--------------|---|--|--|--|--|--|--|--|
| Coeficientes | N |  |  |  |  |  |  |  |
|              | L |  |  |  |  |  |  |  |
| Coeficiente  | S |  |  |  |  |  |  |  |

Los datos en color negro corresponden al total de vehículos y los datos en color azul corresponden a vehículos pesados (en %)



Castilla-La Mancha

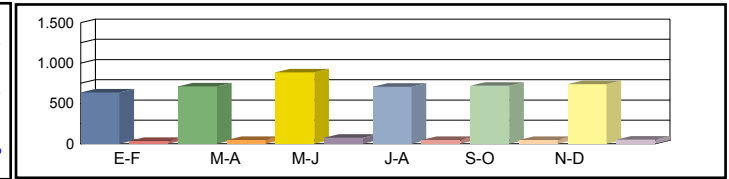
Consejería de Fomento

**Estación:** GU-12m  
**Carretera:** CM-1002 p.k. 28,00 **Provincia:** GUADALAJARA  
**Ubicación:** Viñuelas - El Cubillo de Uceda  
**Año:** 2024  
**Tipo:** COBERTURA

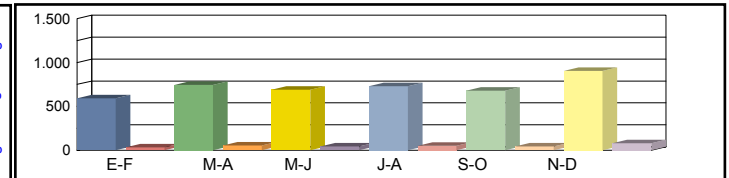
Dirección General de Carreteras

| Ene-Feb | Mar-Abr | May-Jun | Jul-Ago | Sep-Oct | Nov-Dic | IMD |
|---------|---------|---------|---------|---------|---------|-----|
|---------|---------|---------|---------|---------|---------|-----|

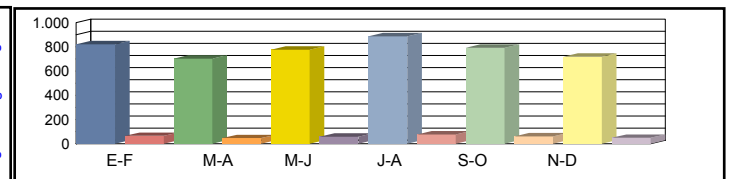
|          |         |           |           |           |           |           |           |           |
|----------|---------|-----------|-----------|-----------|-----------|-----------|-----------|-----------|
| Media    | 00h-24h | 638 5,71% | 712 6,37% | 884 7,91% | 709 6,34% | 721 6,45% | 738 6,60% | 734 6,56% |
| Domingos | 06h-22h | 568 4,70% | 667 5,52% | 844 6,98% | 647 5,35% | 689 5,70% | 691 5,71% | 684 5,66% |
|          | 08h-14h | 282 2,94% | 291 3,04% | 326 3,41% | 271 2,83% | 277 2,89% | 304 3,18% | 292 3,05% |



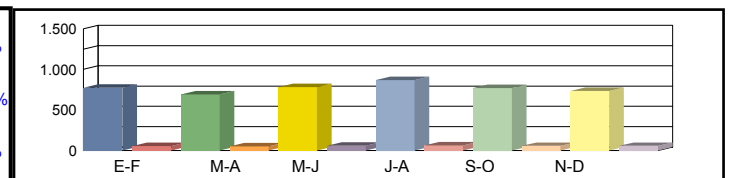
|         |         |           |           |           |           |           |           |           |
|---------|---------|-----------|-----------|-----------|-----------|-----------|-----------|-----------|
| Media   | 00h-24h | 593 5,30% | 743 6,64% | 689 6,16% | 730 6,53% | 678 6,07% | 905 8,10% | 723 6,47% |
| Sábados | 06h-22h | 527 4,36% | 715 5,92% | 597 4,94% | 676 5,59% | 619 5,12% | 852 7,05% | 664 5,50% |
|         | 08h-14h | 270 2,82% | 395 4,12% | 319 3,33% | 338 3,53% | 395 4,13% | 456 4,76% | 362 3,78% |



|           |         |           |           |           |           |           |           |           |
|-----------|---------|-----------|-----------|-----------|-----------|-----------|-----------|-----------|
| Media     | 00h-24h | 822 7,35% | 702 6,28% | 777 6,95% | 886 7,92% | 792 7,08% | 720 6,44% | 783 7,01% |
| Laborales | 06h-22h | 762 6,30% | 639 5,29% | 721 5,96% | 842 6,96% | 715 5,91% | 681 5,63% | 727 6,01% |
|           | 08h-14h | 347 3,63% | 325 3,40% | 339 3,54% | 430 4,49% | 303 3,16% | 324 3,39% | 345 3,60% |



|        |         |           |           |           |           |           |           |                  |
|--------|---------|-----------|-----------|-----------|-----------|-----------|-----------|------------------|
| Media  | 00h-24h | 773 6,54% | 689 6,82% | 780 6,97% | 867 6,80% | 769 6,75% | 732 7,06% | <b>768 6,83%</b> |
| Diaria | 06h-22h | 710 5,55% | 631 5,89% | 721 5,96% | 822 5,82% | 696 5,81% | 695 6,08% | <b>712 5,85%</b> |
|        | 08h-14h | 329 3,35% | 326 3,55% | 334 3,49% | 417 3,44% | 302 3,53% | 335 3,66% | <b>340 3,50%</b> |



|              |   |  |  |  |  |  |  |  |
|--------------|---|--|--|--|--|--|--|--|
| Coeficientes | N |  |  |  |  |  |  |  |
|              | L |  |  |  |  |  |  |  |
| Coeficiente  | S |  |  |  |  |  |  |  |

Los datos en color negro corresponden al total de vehículos y los datos en color azul corresponden a vehículos pesados (en %)



**Castilla-La Mancha**

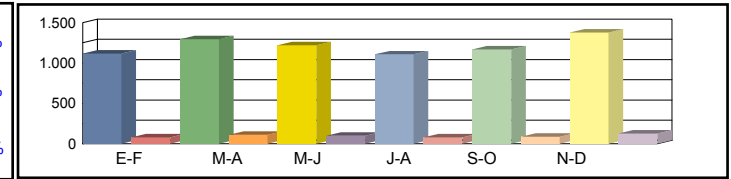
Consejería de Fomento

**Estación:** GU-12n  
**Carretera:** CM-101 p.k. 30,00 **Provincia:** GUADALAJARA  
**Ubicación:** Humanes - Fuencemillán  
**Año:** 2024  
**Tipo:** COBERTURA

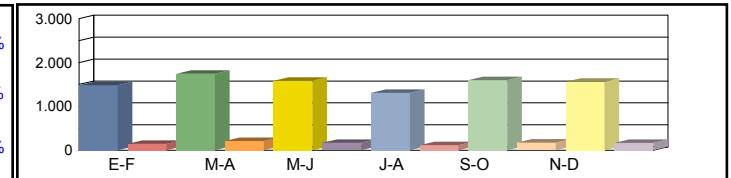
**Dirección General de Carreteras**

| Ene-Feb | Mar-Abr | May-Jun | Jul-Ago | Sep-Oct | Nov-Dic | IMD |
|---------|---------|---------|---------|---------|---------|-----|
|---------|---------|---------|---------|---------|---------|-----|

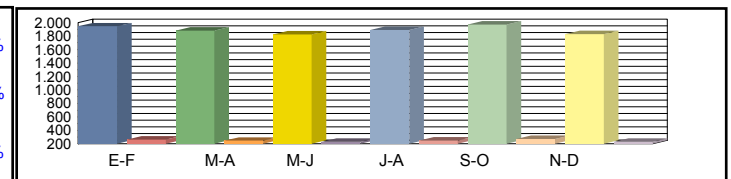
|                |         |                    |                    |                    |                    |                    |                    |                    |
|----------------|---------|--------------------|--------------------|--------------------|--------------------|--------------------|--------------------|--------------------|
| Media Domingos | 00h-24h | 1.118 <b>6,87%</b> | 1.295 <b>7,95%</b> | 1.221 <b>7,50%</b> | 1.108 <b>6,80%</b> | 1.168 <b>7,18%</b> | 1.378 <b>8,47%</b> | 1.215 <b>7,46%</b> |
|                | 06h-22h | 1.029 <b>6,55%</b> | 1.213 <b>7,72%</b> | 1.115 <b>7,09%</b> | 884 <b>5,63%</b>   | 1.055 <b>6,71%</b> | 1.261 <b>8,02%</b> | 1.093 <b>6,95%</b> |
|                | 08h-14h | 338 <b>5,18%</b>   | 475 <b>7,27%</b>   | 448 <b>6,85%</b>   | 298 <b>4,56%</b>   | 469 <b>7,18%</b>   | 437 <b>6,69%</b>   | 411 <b>6,29%</b>   |



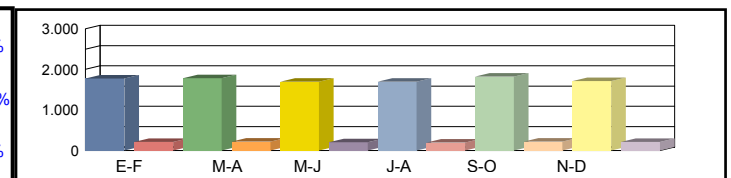
|               |         |                    |                     |                    |                    |                    |                    |                    |
|---------------|---------|--------------------|---------------------|--------------------|--------------------|--------------------|--------------------|--------------------|
| Media Sábados | 00h-24h | 1.482 <b>9,10%</b> | 1.744 <b>10,71%</b> | 1.583 <b>9,73%</b> | 1.307 <b>8,03%</b> | 1.596 <b>9,80%</b> | 1.563 <b>9,60%</b> | 1.546 <b>9,50%</b> |
|               | 06h-22h | 1.353 <b>8,61%</b> | 1.574 <b>10,01%</b> | 1.422 <b>9,05%</b> | 1.081 <b>6,88%</b> | 1.489 <b>9,47%</b> | 1.425 <b>9,06%</b> | 1.391 <b>8,85%</b> |
|               | 08h-14h | 665 <b>10,17%</b>  | 787 <b>12,05%</b>   | 666 <b>10,19%</b>  | 467 <b>7,15%</b>   | 715 <b>10,94%</b>  | 578 <b>8,85%</b>   | 646 <b>9,89%</b>   |



|                 |         |                     |                     |                     |                     |                     |                     |                     |
|-----------------|---------|---------------------|---------------------|---------------------|---------------------|---------------------|---------------------|---------------------|
| Media Laborales | 00h-24h | 1.946 <b>11,95%</b> | 1.884 <b>11,57%</b> | 1.825 <b>11,21%</b> | 1.891 <b>11,61%</b> | 1.970 <b>12,10%</b> | 1.829 <b>11,23%</b> | 1.891 <b>11,61%</b> |
|                 | 06h-22h | 1.836 <b>11,68%</b> | 1.773 <b>11,28%</b> | 1.722 <b>10,96%</b> | 1.776 <b>11,30%</b> | 1.863 <b>11,86%</b> | 1.717 <b>10,92%</b> | 1.781 <b>11,33%</b> |
|                 | 08h-14h | 840 <b>12,85%</b>   | 732 <b>11,20%</b>   | 694 <b>10,63%</b>   | 769 <b>11,77%</b>   | 702 <b>10,75%</b>   | 676 <b>10,34%</b>   | 736 <b>11,26%</b>   |



|              |         |                     |                     |                     |                     |                     |                     |                            |
|--------------|---------|---------------------|---------------------|---------------------|---------------------|---------------------|---------------------|----------------------------|
| Media Diaria | 00h-24h | 1.774 <b>10,55%</b> | 1.780 <b>10,93%</b> | 1.692 <b>10,73%</b> | 1.697 <b>10,38%</b> | 1.820 <b>10,69%</b> | 1.714 <b>10,85%</b> | <b>1.746</b> <b>10,69%</b> |
|              | 06h-22h | 1.664 <b>10,22%</b> | 1.665 <b>10,59%</b> | 1.582 <b>10,36%</b> | 1.550 <b>9,84%</b>  | 1.713 <b>10,37%</b> | 1.598 <b>10,50%</b> | <b>1.629</b> <b>10,31%</b> |
|              | 08h-14h | 764 <b>10,19%</b>   | 703 <b>10,76%</b>   | 646 <b>10,44%</b>   | 664 <b>9,67%</b>    | 664 <b>10,59%</b>   | 617 <b>10,22%</b>   | <b>676</b> <b>10,31%</b>   |



|              |   |  |  |  |  |  |  |  |
|--------------|---|--|--|--|--|--|--|--|
| Coeficientes | N |  |  |  |  |  |  |  |
|              | L |  |  |  |  |  |  |  |
| Coeficiente  | S |  |  |  |  |  |  |  |

Los datos en color negro corresponden al total de vehículos y los datos en color azul corresponden a vehículos pesados (en %)



Castilla-La Mancha

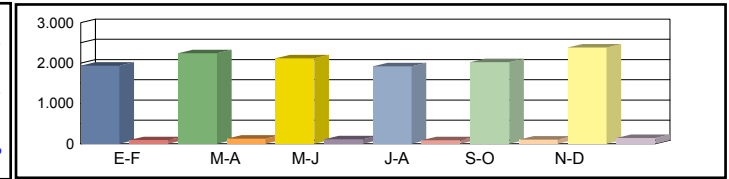
Consejería de Fomento

**Estación:** GU-12r  
**Carretera:** CM-101 p.k. 19,80 **Provincia:** GUADALAJARA  
**Ubicación:** Yunquera de Henares - Humanes  
**Año:** 2024  
**Tipo:** COBERTURA

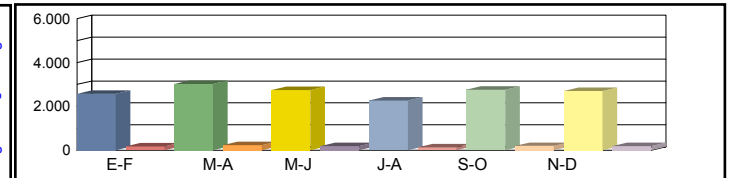
Dirección General de Carreteras

| Ene-Feb | Mar-Abr | May-Jun | Jul-Ago | Sep-Oct | Nov-Dic | IMD |
|---------|---------|---------|---------|---------|---------|-----|
|---------|---------|---------|---------|---------|---------|-----|

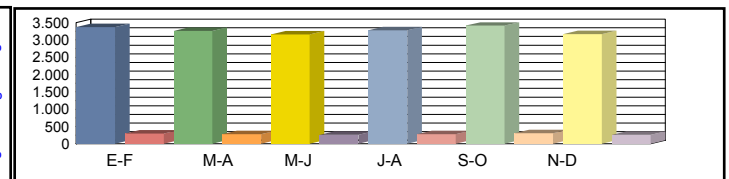
|                  |             |             |             |             |             |             |             |
|------------------|-------------|-------------|-------------|-------------|-------------|-------------|-------------|
| Media 00h-24h    | 1.937 4,64% | 2.243 5,37% | 2.116 5,06% | 1.919 4,59% | 2.024 4,85% | 2.388 5,72% | 2.104 5,04% |
| Domingos 06h-22h | 1.810 4,43% | 2.133 5,22% | 1.960 4,80% | 1.555 3,81% | 1.856 4,54% | 2.217 5,43% | 1.922 4,70% |
| 08h-14h          | 701 4,42%   | 984 6,21%   | 927 5,85%   | 617 3,90%   | 972 6,13%   | 905 5,71%   | 851 5,37%   |



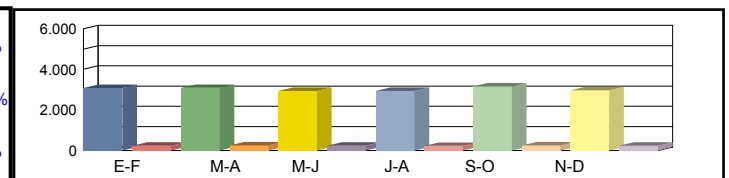
|                 |             |              |             |             |             |             |             |
|-----------------|-------------|--------------|-------------|-------------|-------------|-------------|-------------|
| Media 00h-24h   | 2.568 6,15% | 3.022 7,23%  | 2.743 6,57% | 2.265 5,42% | 2.765 6,62% | 2.708 6,48% | 2.678 6,41% |
| Sábados 06h-22h | 2.380 5,83% | 2.768 6,78%  | 2.500 6,12% | 1.901 4,65% | 2.618 6,41% | 2.506 6,13% | 2.446 5,99% |
| 08h-14h         | 1.377 8,69% | 1.630 10,28% | 1.378 8,70% | 967 6,10%   | 1.481 9,34% | 1.197 7,55% | 1.338 8,44% |



|                   |              |             |             |              |             |             |             |
|-------------------|--------------|-------------|-------------|--------------|-------------|-------------|-------------|
| Media 00h-24h     | 3.371 8,07%  | 3.264 7,81% | 3.161 7,57% | 3.276 7,84%  | 3.413 8,17% | 3.169 7,58% | 3.276 7,84% |
| Laborales 06h-22h | 3.229 7,90%  | 3.118 7,63% | 3.028 7,41% | 3.123 7,65%  | 3.277 8,02% | 3.019 7,39% | 3.132 7,67% |
| 08h-14h           | 1.739 10,97% | 1.516 9,56% | 1.438 9,07% | 1.593 10,05% | 1.454 9,18% | 1.399 8,83% | 1.523 9,61% |



|                |             |             |             |             |             |             |                    |
|----------------|-------------|-------------|-------------|-------------|-------------|-------------|--------------------|
| Media 00h-24h  | 3.072 7,12% | 3.084 7,38% | 2.930 7,24% | 2.940 7,01% | 3.153 7,22% | 2.970 7,32% | <b>3.025 7,22%</b> |
| Diaria 06h-22h | 2.926 6,92% | 2.927 7,17% | 2.782 7,01% | 2.725 6,66% | 3.012 7,02% | 2.810 7,10% | <b>2.864 6,98%</b> |
| 08h-14h        | 1.583 8,70% | 1.456 9,19% | 1.340 8,91% | 1.376 8,26% | 1.375 9,04% | 1.276 8,73% | <b>1.401 8,81%</b> |



|                |  |  |  |  |  |  |  |
|----------------|--|--|--|--|--|--|--|
| Coeficientes N |  |  |  |  |  |  |  |
| L              |  |  |  |  |  |  |  |
| Coeficiente S  |  |  |  |  |  |  |  |

Los datos en color negro corresponden al total de vehículos y los datos en color azul corresponden a vehículos pesados (en %)



**Castilla-La Mancha**

Consejería de Fomento

**Estación:** GU-12x  
**Carretera:** CM-1001 p.k. 42,00 **Provincia:** GUADALAJARA  
**Ubicación:** Veguillas - Congostrina  
**Año:** 2024  
**Tipo:** COBERTURA

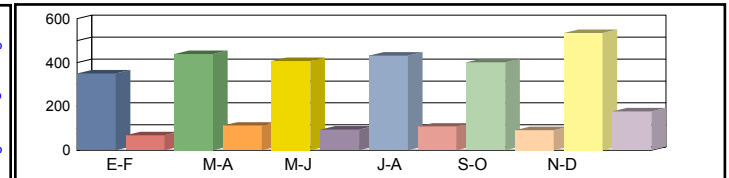
**Dirección General de Carreteras**

| Ene-Feb | Mar-Abr | May-Jun | Jul-Ago | Sep-Oct | Nov-Dic | IMD |
|---------|---------|---------|---------|---------|---------|-----|
|---------|---------|---------|---------|---------|---------|-----|

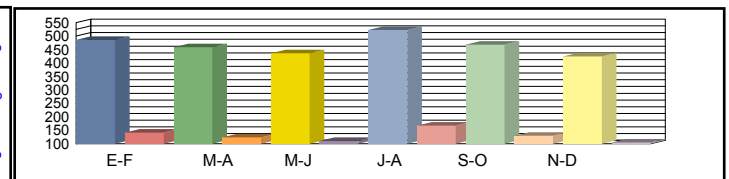
|                |         |            |            |            |            |            |            |            |
|----------------|---------|------------|------------|------------|------------|------------|------------|------------|
| Media Domingos | 00h-24h | 377 17,53% | 421 19,57% | 522 24,29% | 419 19,48% | 426 19,81% | 436 20,27% | 434 20,16% |
|                | 06h-22h | 305 14,86% | 358 17,45% | 453 22,08% | 347 16,92% | 370 18,03% | 371 18,07% | 367 17,90% |
|                | 08h-14h | 133 23,92% | 137 24,68% | 154 27,69% | 128 22,96% | 131 23,46% | 144 25,80% | 138 24,75% |



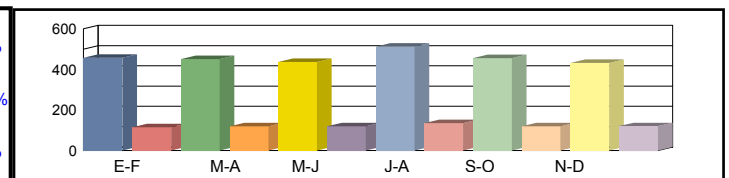
|               |         |            |            |            |            |            |            |            |
|---------------|---------|------------|------------|------------|------------|------------|------------|------------|
| Media Sábados | 00h-24h | 350 16,28% | 439 20,41% | 407 18,92% | 431 20,07% | 401 18,63% | 535 24,87% | 427 19,86% |
|               | 06h-22h | 283 13,80% | 384 18,72% | 320 15,62% | 363 17,68% | 332 16,19% | 457 22,29% | 356 17,38% |
|               | 08h-14h | 128 22,93% | 186 33,47% | 151 27,06% | 160 28,69% | 187 33,51% | 215 38,70% | 171 30,73% |



|                 |         |            |            |            |            |            |            |            |
|-----------------|---------|------------|------------|------------|------------|------------|------------|------------|
| Media Laborales | 00h-24h | 486 22,60% | 459 21,35% | 436 20,26% | 523 24,34% | 468 21,77% | 425 19,78% | 466 21,68% |
|                 | 06h-22h | 409 19,93% | 387 18,86% | 370 18,03% | 452 22,02% | 384 18,70% | 366 17,82% | 395 19,23% |
|                 | 08h-14h | 164 29,46% | 160 28,75% | 144 25,85% | 203 36,43% | 143 25,69% | 153 27,50% | 161 28,95% |



|              |         |            |            |            |            |            |            |                   |
|--------------|---------|------------|------------|------------|------------|------------|------------|-------------------|
| Media Diaria | 00h-24h | 457 20,08% | 451 20,96% | 437 21,42% | 512 20,90% | 455 20,74% | 432 21,70% | <b>457 20,97%</b> |
|              | 06h-22h | 381 17,57% | 382 18,64% | 370 18,86% | 441 18,42% | 374 18,36% | 373 19,24% | <b>387 18,51%</b> |
|              | 08h-14h | 155 27,23% | 161 28,84% | 142 28,36% | 197 27,91% | 143 28,67% | 158 29,75% | <b>159 28,46%</b> |



|              |   |  |  |  |  |  |  |  |
|--------------|---|--|--|--|--|--|--|--|
| Coeficientes | N |  |  |  |  |  |  |  |
|              | L |  |  |  |  |  |  |  |
| Coeficiente  | S |  |  |  |  |  |  |  |

Los datos en color negro corresponden al total de vehículos y los datos en color azul corresponden a vehículos pesados (en %)



**Castilla-La Mancha**

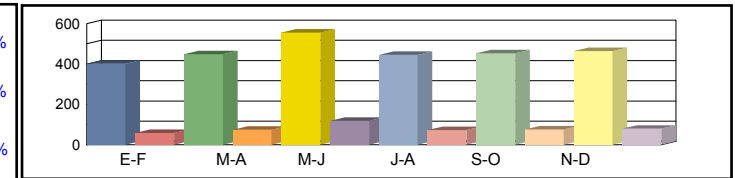
Consejería de Fomento

**Estación:** GU-12y  
**Carretera:** CM-1006 p.k. 5,00 **Provincia:** GUADALAJARA  
**Ubicación:** Veguillas - Galve de Sorbe  
**Año:** 2024  
**Tipo:** COBERTURA

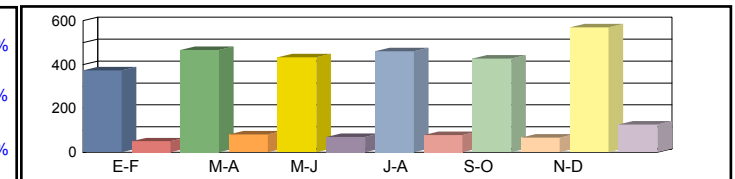
**Dirección General de Carreteras**

| Ene-Feb | Mar-Abr | May-Jun | Jul-Ago | Sep-Oct | Nov-Dic | IMD |
|---------|---------|---------|---------|---------|---------|-----|
|---------|---------|---------|---------|---------|---------|-----|

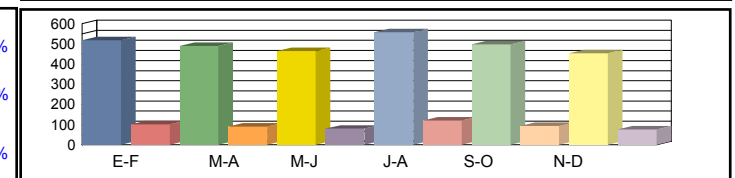
|                |         |                   |                   |                   |                   |                   |                   |                   |
|----------------|---------|-------------------|-------------------|-------------------|-------------------|-------------------|-------------------|-------------------|
| Media Domingos | 00h-24h | 402 <b>12,76%</b> | 448 <b>14,24%</b> | 556 <b>17,68%</b> | 446 <b>14,18%</b> | 454 <b>14,42%</b> | 464 <b>14,75%</b> | 462 <b>14,67%</b> |
|                | 06h-22h | 336 <b>10,89%</b> | 395 <b>12,78%</b> | 500 <b>16,18%</b> | 383 <b>12,39%</b> | 408 <b>13,21%</b> | 409 <b>13,23%</b> | 405 <b>13,11%</b> |
|                | 08h-14h | 194 <b>10,71%</b> | 200 <b>11,05%</b> | 224 <b>12,40%</b> | 186 <b>10,28%</b> | 190 <b>10,51%</b> | 209 <b>11,55%</b> | 200 <b>11,08%</b> |



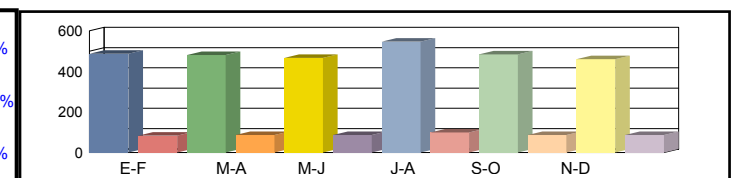
|               |         |                   |                   |                   |                   |                   |                   |                   |
|---------------|---------|-------------------|-------------------|-------------------|-------------------|-------------------|-------------------|-------------------|
| Media Sábados | 00h-24h | 373 <b>11,85%</b> | 467 <b>14,86%</b> | 433 <b>13,77%</b> | 460 <b>14,61%</b> | 427 <b>13,56%</b> | 570 <b>18,10%</b> | 455 <b>14,46%</b> |
|               | 06h-22h | 312 <b>10,11%</b> | 424 <b>13,71%</b> | 354 <b>11,44%</b> | 400 <b>12,95%</b> | 366 <b>11,86%</b> | 505 <b>16,33%</b> | 394 <b>12,73%</b> |
|               | 08h-14h | 186 <b>10,27%</b> | 271 <b>14,99%</b> | 219 <b>12,12%</b> | 232 <b>12,85%</b> | 272 <b>15,01%</b> | 314 <b>17,33%</b> | 249 <b>13,76%</b> |



|                 |         |                   |                   |                   |                   |                   |                   |                   |
|-----------------|---------|-------------------|-------------------|-------------------|-------------------|-------------------|-------------------|-------------------|
| Media Laborales | 00h-24h | 518 <b>16,45%</b> | 489 <b>15,54%</b> | 464 <b>14,75%</b> | 558 <b>17,72%</b> | 498 <b>15,84%</b> | 453 <b>14,40%</b> | 497 <b>15,78%</b> |
|                 | 06h-22h | 451 <b>14,60%</b> | 427 <b>13,82%</b> | 408 <b>13,20%</b> | 499 <b>16,13%</b> | 423 <b>13,69%</b> | 403 <b>13,05%</b> | 435 <b>14,08%</b> |
|                 | 08h-14h | 239 <b>13,19%</b> | 233 <b>12,88%</b> | 210 <b>11,58%</b> | 295 <b>16,31%</b> | 208 <b>11,51%</b> | 223 <b>12,31%</b> | 235 <b>12,96%</b> |



|              |         |                   |                   |                   |                   |                   |                   |                          |
|--------------|---------|-------------------|-------------------|-------------------|-------------------|-------------------|-------------------|--------------------------|
| Media Diaria | 00h-24h | 487 <b>14,62%</b> | 480 <b>15,26%</b> | 466 <b>15,59%</b> | 546 <b>15,21%</b> | 484 <b>15,10%</b> | 460 <b>15,80%</b> | <b>487</b> <b>15,26%</b> |
|              | 06h-22h | 420 <b>12,87%</b> | 422 <b>13,65%</b> | 408 <b>13,82%</b> | 487 <b>13,49%</b> | 412 <b>13,45%</b> | 411 <b>14,09%</b> | <b>427</b> <b>13,56%</b> |
|              | 08h-14h | 226 <b>12,19%</b> | 234 <b>12,92%</b> | 207 <b>12,70%</b> | 286 <b>12,50%</b> | 207 <b>12,84%</b> | 231 <b>13,32%</b> | <b>232</b> <b>12,75%</b> |



|              |   |  |  |  |  |  |  |  |
|--------------|---|--|--|--|--|--|--|--|
| Coeficientes | N |  |  |  |  |  |  |  |
|              | L |  |  |  |  |  |  |  |
| Coeficiente  | S |  |  |  |  |  |  |  |

Los datos en color negro corresponden al total de vehículos y los datos en color azul corresponden a vehículos pesados (en %)



Castilla-La Mancha

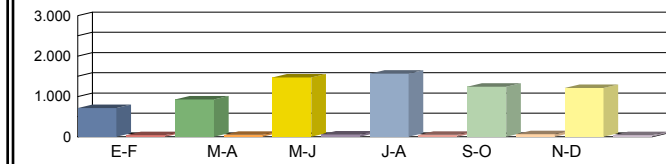
Consejería de Fomento

**Estación:** GU-13  
**Carretera:** CM-1003 p.k. 38,00 **Provincia:** GUADALAJARA  
**Ubicación:** Miralrío - Jadraque  
**Año:** 2024  
**Tipo:** PRIMARIA

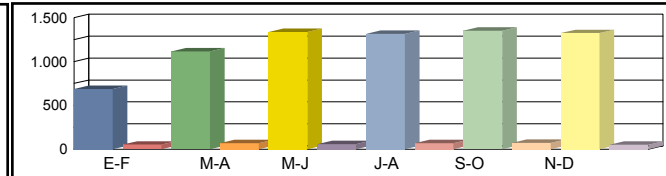
Dirección General de Carreteras

| Ene-Feb | Mar-Abr | May-Jun | Jul-Ago | Sep-Oct | Nov-Dic | IMD |
|---------|---------|---------|---------|---------|---------|-----|
|---------|---------|---------|---------|---------|---------|-----|

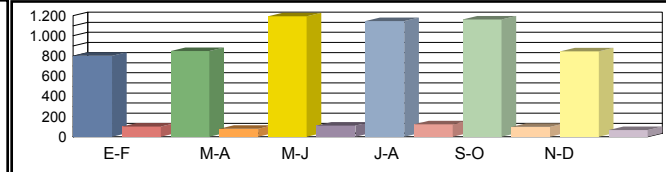
|                |         |                  |                  |                    |                    |                    |                    |                    |
|----------------|---------|------------------|------------------|--------------------|--------------------|--------------------|--------------------|--------------------|
| Media Domingos | 00h-24h | 715 <b>5,87%</b> | 925 <b>5,30%</b> | 1.474 <b>3,93%</b> | 1.565 <b>3,19%</b> | 1.244 <b>4,98%</b> | 1.207 <b>3,65%</b> | 1.188 <b>4,49%</b> |
|                | 06h-22h | 643 <b>4,67%</b> | 878 <b>3,87%</b> | 1.378 <b>2,90%</b> | 1.447 <b>3,04%</b> | 1.129 <b>3,63%</b> | 1.135 <b>2,20%</b> | 1.102 <b>3,39%</b> |
|                | 08h-14h | 200 <b>5,50%</b> | 319 <b>3,76%</b> | 511 <b>2,94%</b>   | 432 <b>4,63%</b>   | 292 <b>3,77%</b>   | 326 <b>1,53%</b>   | 347 <b>3,69%</b>   |



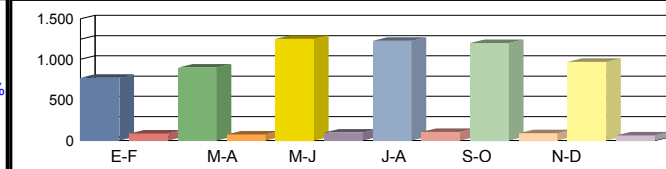
|               |         |                  |                    |                    |                    |                    |                    |                    |
|---------------|---------|------------------|--------------------|--------------------|--------------------|--------------------|--------------------|--------------------|
| Media Sábados | 00h-24h | 686 <b>7,14%</b> | 1.116 <b>5,91%</b> | 1.336 <b>4,19%</b> | 1.314 <b>5,02%</b> | 1.352 <b>5,18%</b> | 1.324 <b>3,70%</b> | 1.188 <b>5,19%</b> |
|               | 06h-22h | 614 <b>6,03%</b> | 1.060 <b>4,15%</b> | 1.282 <b>3,59%</b> | 1.182 <b>4,40%</b> | 1.232 <b>4,79%</b> | 1.285 <b>3,35%</b> | 1.109 <b>4,38%</b> |
|               | 08h-14h | 293 <b>3,75%</b> | 441 <b>5,67%</b>   | 523 <b>5,16%</b>   | 596 <b>5,20%</b>   | 450 <b>6,44%</b>   | 704 <b>0,99%</b>   | 501 <b>4,54%</b>   |



|                 |         |                   |                  |                    |                    |                    |                  |                    |
|-----------------|---------|-------------------|------------------|--------------------|--------------------|--------------------|------------------|--------------------|
| Media Laborales | 00h-24h | 804 <b>11,19%</b> | 849 <b>8,60%</b> | 1.193 <b>8,55%</b> | 1.147 <b>9,68%</b> | 1.162 <b>7,92%</b> | 848 <b>7,43%</b> | 1.000 <b>8,89%</b> |
|                 | 06h-22h | 715 <b>9,93%</b>  | 782 <b>6,91%</b> | 1.109 <b>7,84%</b> | 1.081 <b>8,60%</b> | 1.094 <b>6,76%</b> | 792 <b>6,06%</b> | 929 <b>7,68%</b>   |
|                 | 08h-14h | 333 <b>10,81%</b> | 312 <b>8,01%</b> | 460 <b>8,91%</b>   | 455 <b>10,55%</b>  | 462 <b>7,14%</b>   | 321 <b>6,54%</b> | 390 <b>8,66%</b>   |



|              |         |                  |                  |                    |                    |                    |                  |                           |
|--------------|---------|------------------|------------------|--------------------|--------------------|--------------------|------------------|---------------------------|
| Media Diaria | 00h-24h | 774 <b>9,95%</b> | 899 <b>7,68%</b> | 1.253 <b>7,10%</b> | 1.230 <b>7,80%</b> | 1.201 <b>6,99%</b> | 968 <b>6,10%</b> | <b>1.054</b> <b>7,60%</b> |
|              | 06h-22h | 690 <b>8,70%</b> | 836 <b>5,98%</b> | 1.173 <b>6,39%</b> | 1.148 <b>6,97%</b> | 1.119 <b>5,99%</b> | 912 <b>4,82%</b> | <b>980</b> <b>6,48%</b>   |
|              | 08h-14h | 308 <b>9,42%</b> | 332 <b>6,93%</b> | 476 <b>7,35%</b>   | 472 <b>8,90%</b>   | 436 <b>6,65%</b>   | 377 <b>4,51%</b> | <b>400</b> <b>7,29%</b>   |



|              |   |         |         |         |         |         |         |         |
|--------------|---|---------|---------|---------|---------|---------|---------|---------|
| Coeficientes | N | 1,12448 | 1,08568 | 1,07574 | 1,06105 | 1,06216 | 1,07071 |         |
|              | L | 1,24378 | 1,17786 | 0,83822 | 0,87184 | 0,86059 | 1,17925 |         |
| Coeficiente  | S |         |         |         |         |         |         | 1,05371 |

Los datos en color negro corresponden al total de vehículos y los datos en color azul corresponden a vehículos pesados (en %)





**Castilla-La Mancha**

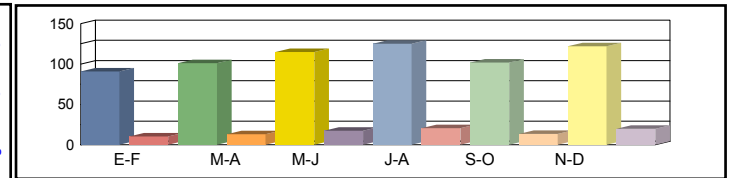
Consejería de Fomento

**Estación:** GU-13a  
**Carretera:** CM-1053 p.k. 24,00 **Provincia:** GUADALAJARA  
**Ubicación:** Jadraque - Congostrina  
**Año:** 2024  
**Tipo:** COBERTURA

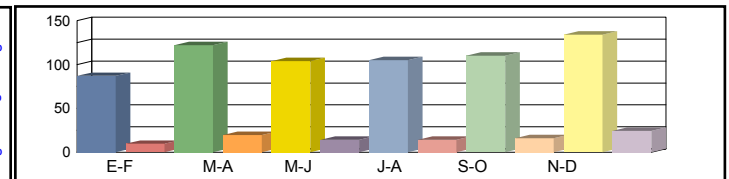
**Dirección General de Carreteras**

| Ene-Feb | Mar-Abr | May-Jun | Jul-Ago | Sep-Oct | Nov-Dic | IMD |
|---------|---------|---------|---------|---------|---------|-----|
|---------|---------|---------|---------|---------|---------|-----|

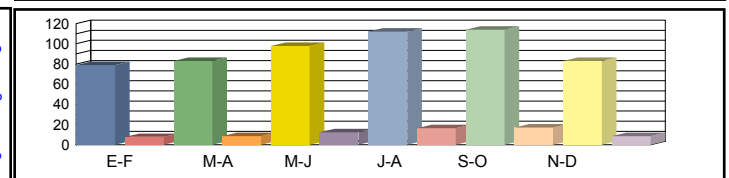
|                |         |                  |                   |                   |                   |                   |                   |                   |
|----------------|---------|------------------|-------------------|-------------------|-------------------|-------------------|-------------------|-------------------|
| Media Domingos | 00h-24h | 91 <b>10,37%</b> | 101 <b>11,55%</b> | 115 <b>13,20%</b> | 125 <b>14,28%</b> | 102 <b>11,63%</b> | 122 <b>14,00%</b> | 109 <b>12,50%</b> |
|                | 06h-22h | 72 <b>7,26%</b>  | 81 <b>8,18%</b>   | 90 <b>9,15%</b>   | 97 <b>9,82%</b>   | 78 <b>7,86%</b>   | 96 <b>9,70%</b>   | 86 <b>8,66%</b>   |
|                | 08h-14h | 19 <b>6,49%</b>  | 29 <b>9,61%</b>   | 32 <b>10,74%</b>  | 27 <b>9,15%</b>   | 20 <b>6,70%</b>   | 26 <b>8,65%</b>   | 26 <b>8,56%</b>   |



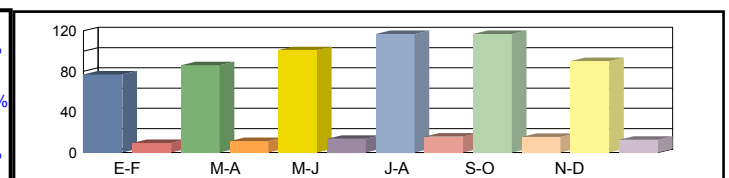
|               |         |                 |                   |                   |                   |                   |                   |                   |
|---------------|---------|-----------------|-------------------|-------------------|-------------------|-------------------|-------------------|-------------------|
| Media Sábados | 00h-24h | 87 <b>9,95%</b> | 122 <b>13,93%</b> | 104 <b>11,97%</b> | 105 <b>11,99%</b> | 110 <b>12,64%</b> | 134 <b>15,35%</b> | 110 <b>12,64%</b> |
|               | 06h-22h | 69 <b>6,93%</b> | 98 <b>9,88%</b>   | 84 <b>8,52%</b>   | 79 <b>8,02%</b>   | 85 <b>8,58%</b>   | 108 <b>10,98%</b> | 87 <b>8,82%</b>   |
|               | 08h-14h | 29 <b>9,51%</b> | 40 <b>13,28%</b>  | 33 <b>10,99%</b>  | 38 <b>12,63%</b>  | 31 <b>10,32%</b>  | 56 <b>18,67%</b>  | 38 <b>12,57%</b>  |



|                 |         |                 |                 |                  |                   |                   |                 |                  |
|-----------------|---------|-----------------|-----------------|------------------|-------------------|-------------------|-----------------|------------------|
| Media Laborales | 00h-24h | 79 <b>9,02%</b> | 83 <b>9,53%</b> | 98 <b>11,22%</b> | 112 <b>12,87%</b> | 114 <b>13,04%</b> | 83 <b>9,52%</b> | 95 <b>10,87%</b> |
|                 | 06h-22h | 59 <b>6,00%</b> | 65 <b>6,56%</b> | 77 <b>7,79%</b>  | 90 <b>9,07%</b>   | 91 <b>9,18%</b>   | 66 <b>6,64%</b> | 75 <b>7,54%</b>  |
|                 | 08h-14h | 26 <b>8,54%</b> | 24 <b>8,00%</b> | 30 <b>10,00%</b> | 35 <b>11,67%</b>  | 36 <b>11,85%</b>  | 25 <b>8,23%</b> | 29 <b>9,71%</b>  |



|              |         |                  |                  |                   |                   |                   |                  |                  |
|--------------|---------|------------------|------------------|-------------------|-------------------|-------------------|------------------|------------------|
| Media Diaria | 00h-24h | 77 <b>10,92%</b> | 86 <b>11,66%</b> | 101 <b>11,61%</b> | 117 <b>11,77%</b> | 117 <b>11,48%</b> | 90 <b>12,21%</b> | <b>98 11,61%</b> |
|              | 06h-22h | 57 <b>7,59%</b>  | 68 <b>8,15%</b>  | 80 <b>8,09%</b>   | 94 <b>8,12%</b>   | 92 <b>7,91%</b>   | 72 <b>8,52%</b>  | <b>77 8,06%</b>  |
|              | 08h-14h | 25 <b>9,43%</b>  | 25 <b>10,41%</b> | 31 <b>10,25%</b>  | 36 <b>10,25%</b>  | 34 <b>9,57%</b>   | 28 <b>11,05%</b> | <b>30 10,16%</b> |



|              |   |  |  |  |  |  |  |  |
|--------------|---|--|--|--|--|--|--|--|
| Coeficientes | N |  |  |  |  |  |  |  |
|              | L |  |  |  |  |  |  |  |
| Coeficiente  | S |  |  |  |  |  |  |  |

Los datos en color negro corresponden al total de vehículos y los datos en color azul corresponden a vehículos pesados (en %)



**Castilla-La Mancha**

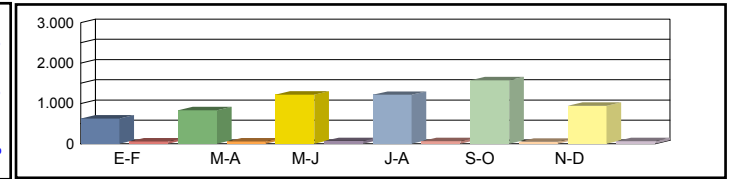
Consejería de Fomento

**Estación:** GU-13b  
**Carretera:** CM-101 p.k. 53,94 **Provincia:** GUADALAJARA  
**Ubicación:** Jadraque - Jirueque  
**Año:** 2024  
**Tipo:** PRIMARIA

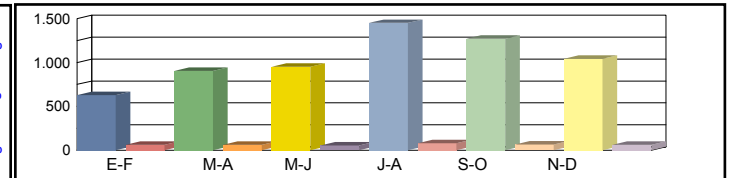
**Dirección General de Carreteras**

| Ene-Feb | Mar-Abr | May-Jun | Jul-Ago | Sep-Oct | Nov-Dic | IMD |
|---------|---------|---------|---------|---------|---------|-----|
|---------|---------|---------|---------|---------|---------|-----|

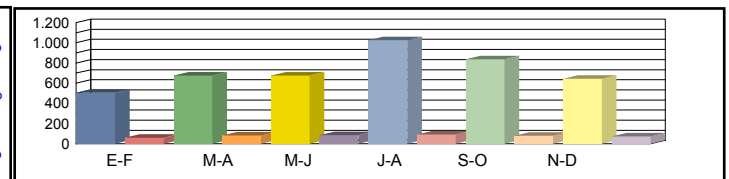
|          |         |           |           |             |             |             |           |             |
|----------|---------|-----------|-----------|-------------|-------------|-------------|-----------|-------------|
| Media    | 00h-24h | 626 8,47% | 830 6,27% | 1.221 5,49% | 1.214 5,19% | 1.576 3,05% | 942 6,37% | 1.068 5,80% |
| Domingos | 06h-22h | 570 5,79% | 765 4,05% | 1.151 4,95% | 1.142 4,20% | 1.482 2,83% | 901 5,33% | 1.002 4,53% |
|          | 08h-14h | 181 6,08% | 314 2,55% | 468 4,49%   | 334 2,69%   | 433 5,54%   | 423 3,55% | 359 4,15%   |



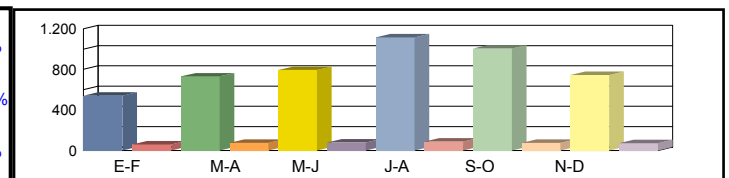
|         |         |           |           |           |             |             |             |             |
|---------|---------|-----------|-----------|-----------|-------------|-------------|-------------|-------------|
| Media   | 00h-24h | 627 8,77% | 903 6,42% | 953 5,56% | 1.451 5,31% | 1.270 4,88% | 1.044 5,46% | 1.041 6,07% |
| Sábados | 06h-22h | 560 6,79% | 812 5,05% | 879 4,32% | 1.324 4,53% | 1.136 3,26% | 1.021 5,00% | 955 4,82%   |
|         | 08h-14h | 276 4,71% | 403 4,22% | 423 3,78% | 610 4,43%   | 513 1,17%   | 577 4,16%   | 467 3,74%   |



|           |         |            |            |            |             |           |            |           |
|-----------|---------|------------|------------|------------|-------------|-----------|------------|-----------|
| Media     | 00h-24h | 507 10,65% | 675 10,81% | 676 11,24% | 1.026 8,19% | 837 8,72% | 645 10,23% | 728 9,97% |
| Laborales | 06h-22h | 451 9,09%  | 614 8,96%  | 612 9,64%  | 963 7,58%   | 779 7,45% | 605 8,76%  | 671 8,58% |
|           | 08h-14h | 226 7,96%  | 274 8,03%  | 306 8,50%  | 430 7,91%   | 345 6,67% | 274 8,76%  | 309 7,97% |



|        |         |           |           |           |             |             |           |                  |
|--------|---------|-----------|-----------|-----------|-------------|-------------|-----------|------------------|
| Media  | 00h-24h | 541 9,98% | 730 9,32% | 793 8,95% | 1.114 7,18% | 1.004 6,77% | 744 8,60% | <b>821 8,47%</b> |
| Diaria | 06h-22h | 483 8,07% | 664 7,53% | 728 7,69% | 1.040 6,44% | 930 5,59%   | 707 7,36% | <b>759 7,11%</b> |
|        | 08h-14h | 226 7,08% | 299 6,69% | 346 6,94% | 443 6,77%   | 382 5,50%   | 339 6,78% | <b>339 6,63%</b> |



|              |   |         |         |         |         |         |         |         |
|--------------|---|---------|---------|---------|---------|---------|---------|---------|
| Coeficientes | N | 1,12417 | 1,09935 | 1,10458 | 1,06542 | 1,07445 | 1,06612 |         |
|              | L | 1,43590 | 1,07852 | 1,07692 | 0,70955 | 0,86977 | 1,12868 |         |
| Coeficiente  | S |         |         |         |         |         |         | 1,12814 |

Los datos en color negro corresponden al total de vehículos y los datos en color azul corresponden a vehículos pesados (en %)



Castilla-La Mancha

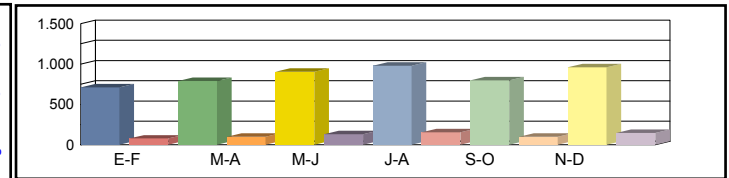
Consejería de Fomento

**Estación:** GU-13c  
**Carretera:** CM-1003 p.k. 45,00 **Provincia:** GUADALAJARA  
**Ubicación:** Jadraque - Mandayona  
**Año:** 2024  
**Tipo:** COBERTURA

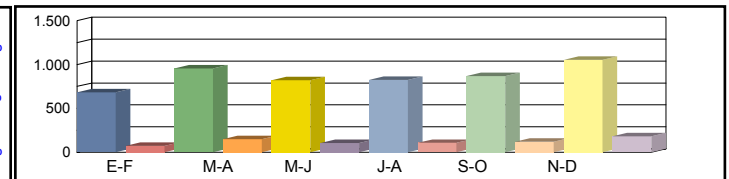
Dirección General de Carreteras

|  | Ene-Feb | Mar-Abr | May-Jun | Jul-Ago | Sep-Oct | Nov-Dic | IMD |
|--|---------|---------|---------|---------|---------|---------|-----|
|--|---------|---------|---------|---------|---------|---------|-----|

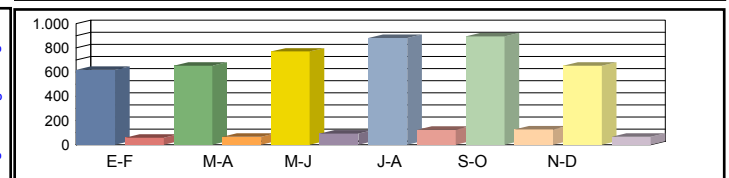
|          |         |           |            |            |            |            |            |            |
|----------|---------|-----------|------------|------------|------------|------------|------------|------------|
| Media    | 00h-24h | 711 9,96% | 792 11,09% | 906 12,68% | 980 13,72% | 798 11,17% | 960 13,44% | 858 12,01% |
| Domingos | 06h-22h | 627 8,72% | 707 9,83%  | 791 11,00% | 848 11,80% | 679 9,44%  | 838 11,65% | 748 10,41% |
|          | 08h-14h | 262 5,96% | 387 8,82%  | 433 9,86%  | 369 8,40%  | 270 6,15%  | 348 7,94%  | 345 7,86%  |



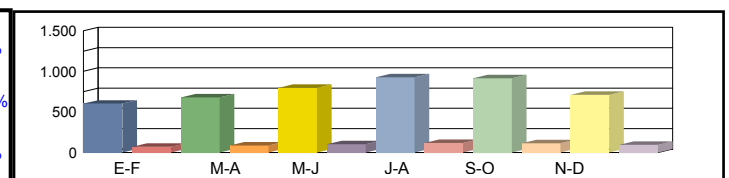
|         |         |           |            |            |            |            |              |            |
|---------|---------|-----------|------------|------------|------------|------------|--------------|------------|
| Media   | 00h-24h | 682 9,55% | 956 13,38% | 821 11,49% | 823 11,52% | 867 12,13% | 1.053 14,74% | 867 12,14% |
| Sábados | 06h-22h | 599 8,33% | 853 11,87% | 736 10,23% | 693 9,64%  | 741 10,31% | 948 13,19%   | 762 10,59% |
|         | 08h-14h | 383 8,73% | 535 12,20% | 443 10,09% | 509 11,59% | 416 9,48%  | 753 17,14%   | 506 11,54% |



|           |         |           |           |            |            |            |           |            |
|-----------|---------|-----------|-----------|------------|------------|------------|-----------|------------|
| Media     | 00h-24h | 619 8,67% | 654 9,15% | 770 10,78% | 883 12,36% | 895 12,53% | 653 9,14% | 746 10,44% |
| Laborales | 06h-22h | 518 7,20% | 567 7,88% | 673 9,36%  | 783 10,89% | 793 11,02% | 574 7,98% | 651 9,06%  |
|           | 08h-14h | 344 7,84% | 322 7,34% | 403 9,18%  | 470 10,71% | 477 10,88% | 332 7,56% | 391 8,92%  |



|        |         |            |            |            |            |            |            |                   |
|--------|---------|------------|------------|------------|------------|------------|------------|-------------------|
| Media  | 00h-24h | 602 10,49% | 679 11,20% | 797 11,15% | 926 11,30% | 916 11,03% | 710 11,73% | <b>772 11,15%</b> |
| Diaria | 06h-22h | 505 9,12%  | 593 9,79%  | 699 9,72%  | 815 9,75%  | 805 9,51%  | 628 10,24% | <b>674 9,69%</b>  |
|        | 08h-14h | 324 8,66%  | 335 9,56%  | 413 9,41%  | 482 9,41%  | 457 8,79%  | 367 10,14% | <b>396 9,33%</b>  |



|              |   |  |  |  |  |  |  |  |
|--------------|---|--|--|--|--|--|--|--|
| Coeficientes | N |  |  |  |  |  |  |  |
|              | L |  |  |  |  |  |  |  |
| Coeficiente  | S |  |  |  |  |  |  |  |

Los datos en color negro corresponden al total de vehículos y los datos en color azul corresponden a vehículos pesados (en %)



Castilla-La Mancha

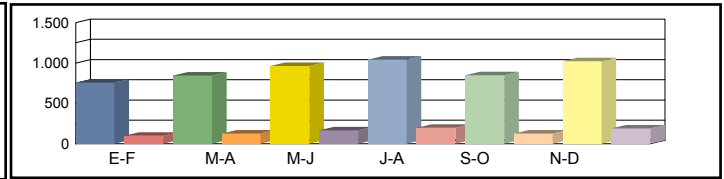
Consejería de Fomento

**Estación:** GU-13d  
**Carretera:** CM-101 p.k. 43,20 **Provincia:** GUADALAJARA  
**Ubicación:** Espinosa de Henares - Jadraque  
**Año:** 2024  
**Tipo:** COBERTURA

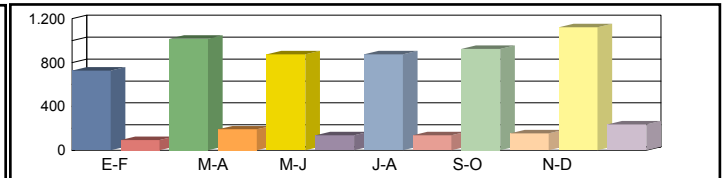
Dirección General de Carreteras

| Ene-Feb | Mar-Abr | May-Jun | Jul-Ago | Sep-Oct | Nov-Dic | IMD |
|---------|---------|---------|---------|---------|---------|-----|
|---------|---------|---------|---------|---------|---------|-----|

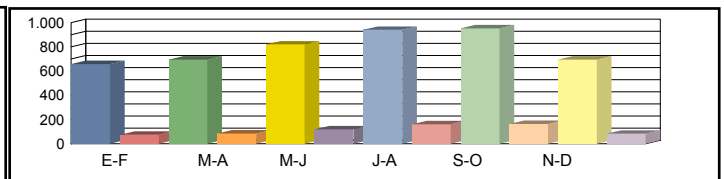
|          |         |            |            |            |              |            |              |            |
|----------|---------|------------|------------|------------|--------------|------------|--------------|------------|
| Media    | 00h-24h | 757 11,72% | 844 13,05% | 965 14,92% | 1.043 16,14% | 849 13,14% | 1.022 15,81% | 913 14,13% |
| Domingos | 06h-22h | 658 9,11%  | 741 10,26% | 829 11,48% | 890 12,32%   | 712 9,86%  | 879 12,16%   | 785 10,87% |
|          | 08h-14h | 219 4,80%  | 325 7,11%  | 363 7,94%  | 309 6,77%    | 226 4,95%  | 292 6,40%    | 289 6,33%  |



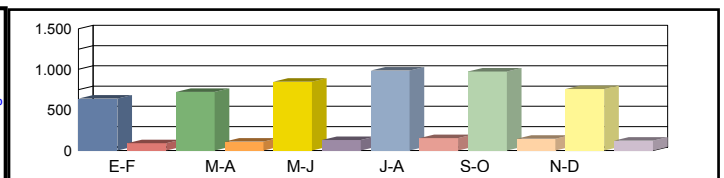
|         |         |            |              |            |            |            |              |            |
|---------|---------|------------|--------------|------------|------------|------------|--------------|------------|
| Media   | 00h-24h | 727 11,24% | 1.018 15,74% | 874 13,52% | 876 13,55% | 923 14,28% | 1.122 17,35% | 923 14,28% |
| Sábados | 06h-22h | 628 8,70%  | 895 12,39%   | 772 10,68% | 727 10,06% | 777 10,76% | 995 13,77%   | 799 11,06% |
|         | 08h-14h | 322 7,04%  | 449 9,82%    | 371 8,13%  | 427 9,34%  | 349 7,63%  | 631 13,81%   | 425 9,30%  |



|           |         |            |            |            |            |            |            |            |
|-----------|---------|------------|------------|------------|------------|------------|------------|------------|
| Media     | 00h-24h | 659 10,20% | 696 10,77% | 820 12,68% | 941 14,55% | 953 14,74% | 695 10,76% | 794 12,28% |
| Laborales | 06h-22h | 543 7,52%  | 594 8,23%  | 706 9,77%  | 822 11,37% | 831 11,51% | 602 8,33%  | 683 9,46%  |
|           | 08h-14h | 289 6,32%  | 270 5,92%  | 338 7,40%  | 394 8,63%  | 400 8,76%  | 278 6,09%  | 328 7,18%  |



|        |         |            |            |            |            |            |            |                   |
|--------|---------|------------|------------|------------|------------|------------|------------|-------------------|
| Media  | 00h-24h | 641 12,34% | 723 13,17% | 848 13,12% | 987 13,30% | 975 12,98% | 756 13,80% | <b>822 13,12%</b> |
| Diaria | 06h-22h | 529 9,52%  | 621 10,22% | 733 10,15% | 856 10,18% | 844 9,93%  | 658 10,69% | <b>707 10,11%</b> |
|        | 08h-14h | 273 6,97%  | 281 7,70%  | 346 7,58%  | 404 7,58%  | 383 7,08%  | 307 8,17%  | <b>332 7,52%</b>  |



|              |   |  |  |  |  |  |  |  |
|--------------|---|--|--|--|--|--|--|--|
| Coeficientes | N |  |  |  |  |  |  |  |
|              | L |  |  |  |  |  |  |  |
| Coeficiente  | S |  |  |  |  |  |  |  |

Los datos en color negro corresponden al total de vehículos y los datos en color azul corresponden a vehículos pesados (en %)



Castilla-La Mancha

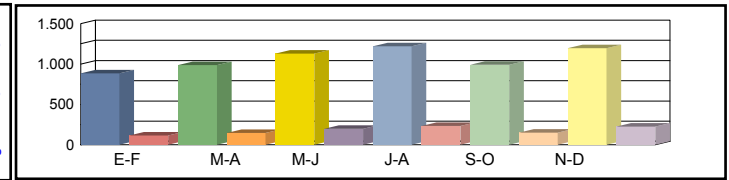
Consejería de Fomento

**Estación:** GU-13i  
**Carretera:** CM-1003 p.k. 25,00 **Provincia:** GUADALAJARA  
**Ubicación:** Hita - Miralrío  
**Año:** 2024  
**Tipo:** COBERTURA

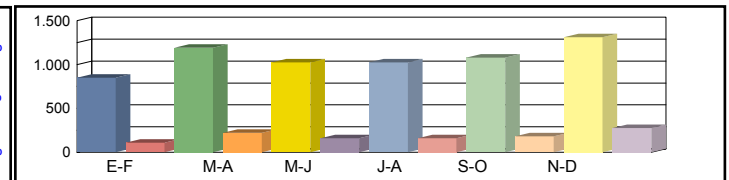
Dirección General de Carreteras

| Ene-Feb | Mar-Abr | May-Jun | Jul-Ago | Sep-Oct | Nov-Dic | IMD |
|---------|---------|---------|---------|---------|---------|-----|
|---------|---------|---------|---------|---------|---------|-----|

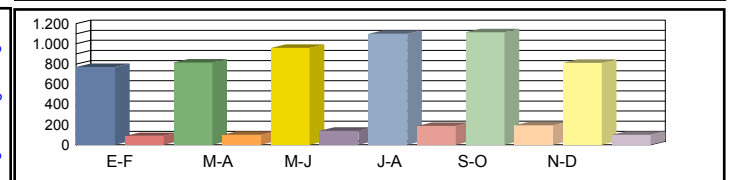
|          |         |            |            |              |              |            |              |              |
|----------|---------|------------|------------|--------------|--------------|------------|--------------|--------------|
| Media    | 00h-24h | 886 11,75% | 987 13,09% | 1.128 14,97% | 1.220 16,19% | 993 13,18% | 1.196 15,86% | 1.068 14,17% |
| Domingos | 06h-22h | 826 11,25% | 931 12,68% | 1.041 14,19% | 1.117 15,22% | 894 12,18% | 1.103 15,03% | 985 13,43%   |
|          | 08h-14h | 263 11,86% | 389 17,56% | 435 19,62%   | 371 16,72%   | 271 12,24% | 350 15,80%   | 346 15,63%   |



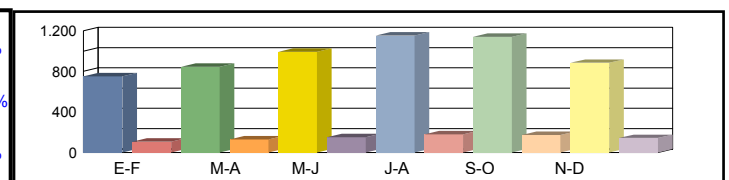
|         |         |            |              |              |              |              |              |              |
|---------|---------|------------|--------------|--------------|--------------|--------------|--------------|--------------|
| Media   | 00h-24h | 850 11,28% | 1.190 15,79% | 1.023 13,56% | 1.024 13,59% | 1.080 14,32% | 1.312 17,40% | 1.080 14,32% |
| Sábados | 06h-22h | 788 10,75% | 1.123 15,31% | 968 13,20%   | 912 12,43%   | 975 13,30%   | 1.248 17,02% | 1.002 13,67% |
|         | 08h-14h | 385 17,38% | 538 24,27%   | 445 20,08%   | 511 23,07%   | 418 18,86%   | 756 34,12%   | 509 22,96%   |



|           |         |            |            |            |              |              |            |            |
|-----------|---------|------------|------------|------------|--------------|--------------|------------|------------|
| Media     | 00h-24h | 771 10,23% | 814 10,80% | 959 12,72% | 1.100 14,59% | 1.114 14,78% | 813 10,79% | 928 12,32% |
| Laborales | 06h-22h | 682 9,29%  | 746 10,17% | 886 12,08% | 1.031 14,05% | 1.043 14,22% | 755 10,30% | 857 11,68% |
|           | 08h-14h | 346 15,60% | 324 14,62% | 405 18,27% | 473 21,32%   | 480 21,64%   | 333 15,04% | 394 17,75% |



|        |         |            |            |            |              |              |            |            |
|--------|---------|------------|------------|------------|--------------|--------------|------------|------------|
| Media  | 00h-24h | 750 12,38% | 845 13,21% | 992 13,16% | 1.154 13,34% | 1.140 13,02% | 884 13,84% | 961 13,16% |
| Diaria | 06h-22h | 665 11,77% | 780 12,63% | 920 12,54% | 1.074 12,58% | 1.059 12,27% | 825 13,20% | 887 12,50% |
|        | 08h-14h | 326 17,23% | 337 19,03% | 415 18,72% | 485 18,74%   | 460 17,49%   | 368 20,18% | 398 18,56% |



|              |   |  |  |  |  |  |  |  |
|--------------|---|--|--|--|--|--|--|--|
| Coeficientes | N |  |  |  |  |  |  |  |
|              | L |  |  |  |  |  |  |  |
| Coeficiente  | S |  |  |  |  |  |  |  |

Los datos en color negro corresponden al total de vehículos y los datos en color azul corresponden a vehículos pesados (en %)



**Castilla-La Mancha**

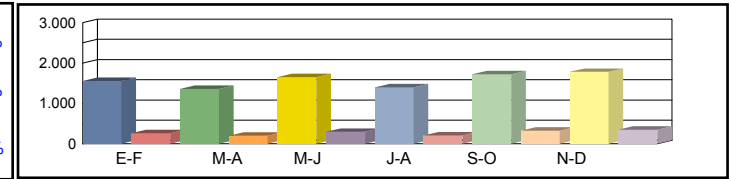
Consejería de Fomento

**Estación:** GU-14c  
**Carretera:** CM-1101 p.k. 2,00 **Provincia:** GUADALAJARA  
**Ubicación:** Enlace A2 - Mandayona  
**Año:** 2024  
**Tipo:** COBERTURA

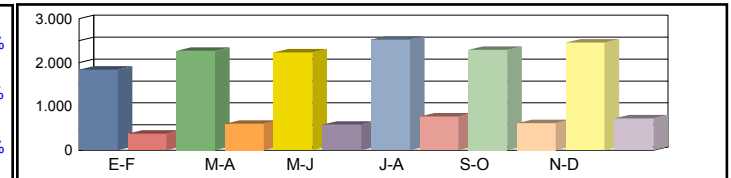
**Dirección General de Carreteras**

| Ene-Feb | Mar-Abr | May-Jun | Jul-Ago | Sep-Oct | Nov-Dic | IMD |
|---------|---------|---------|---------|---------|---------|-----|
|---------|---------|---------|---------|---------|---------|-----|

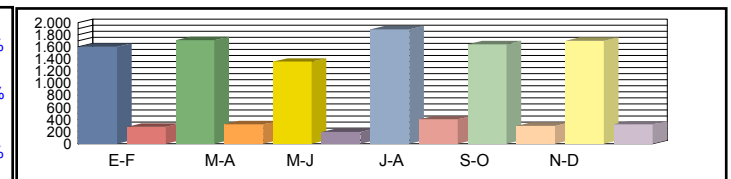
|                |         |                     |                     |                     |                     |                     |                     |                     |
|----------------|---------|---------------------|---------------------|---------------------|---------------------|---------------------|---------------------|---------------------|
| Media Domingos | 00h-24h | 1.558 <b>14,49%</b> | 1.363 <b>12,68%</b> | 1.651 <b>15,36%</b> | 1.402 <b>13,04%</b> | 1.724 <b>16,03%</b> | 1.782 <b>16,57%</b> | 1.580 <b>14,70%</b> |
|                | 06h-22h | 1.388 <b>13,30%</b> | 1.226 <b>11,75%</b> | 1.395 <b>13,37%</b> | 1.324 <b>12,69%</b> | 1.592 <b>15,26%</b> | 1.628 <b>15,60%</b> | 1.426 <b>13,66%</b> |
|                | 08h-14h | 640 <b>16,70%</b>   | 565 <b>14,74%</b>   | 578 <b>15,07%</b>   | 602 <b>15,70%</b>   | 482 <b>12,57%</b>   | 897 <b>23,39%</b>   | 627 <b>16,36%</b>   |



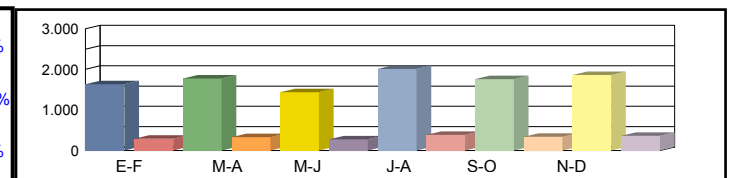
|               |         |                     |                     |                     |                     |                     |                     |                     |
|---------------|---------|---------------------|---------------------|---------------------|---------------------|---------------------|---------------------|---------------------|
| Media Sábados | 00h-24h | 1.838 <b>17,10%</b> | 2.265 <b>21,07%</b> | 2.232 <b>20,76%</b> | 2.519 <b>23,43%</b> | 2.286 <b>21,26%</b> | 2.455 <b>22,83%</b> | 2.266 <b>21,07%</b> |
|               | 06h-22h | 1.675 <b>16,05%</b> | 2.084 <b>19,98%</b> | 2.091 <b>20,05%</b> | 2.207 <b>21,16%</b> | 2.109 <b>20,22%</b> | 2.221 <b>21,29%</b> | 2.064 <b>19,79%</b> |
|               | 08h-14h | 827 <b>21,57%</b>   | 804 <b>20,98%</b>   | 832 <b>21,70%</b>   | 1.088 <b>28,37%</b> | 1.212 <b>31,61%</b> | 759 <b>19,79%</b>   | 920 <b>24,00%</b>   |



|                 |         |                     |                     |                     |                     |                     |                     |                     |
|-----------------|---------|---------------------|---------------------|---------------------|---------------------|---------------------|---------------------|---------------------|
| Media Laborales | 00h-24h | 1.603 <b>14,91%</b> | 1.711 <b>15,91%</b> | 1.356 <b>12,61%</b> | 1.892 <b>17,60%</b> | 1.641 <b>15,26%</b> | 1.702 <b>15,83%</b> | 1.651 <b>15,35%</b> |
|                 | 06h-22h | 1.448 <b>13,88%</b> | 1.546 <b>14,82%</b> | 1.198 <b>11,48%</b> | 1.706 <b>16,36%</b> | 1.477 <b>14,16%</b> | 1.590 <b>15,24%</b> | 1.494 <b>14,32%</b> |
|                 | 08h-14h | 664 <b>17,32%</b>   | 769 <b>20,07%</b>   | 552 <b>14,41%</b>   | 740 <b>19,30%</b>   | 664 <b>17,32%</b>   | 694 <b>18,09%</b>   | 680 <b>17,75%</b>   |



|              |         |                     |                     |                     |                     |                     |                     |                            |
|--------------|---------|---------------------|---------------------|---------------------|---------------------|---------------------|---------------------|----------------------------|
| Media Diaria | 00h-24h | 1.630 <b>15,16%</b> | 1.775 <b>15,47%</b> | 1.438 <b>15,81%</b> | 2.013 <b>15,86%</b> | 1.758 <b>15,98%</b> | 1.858 <b>16,28%</b> | <b>1.745</b> <b>15,76%</b> |
|              | 06h-22h | 1.472 <b>14,11%</b> | 1.609 <b>14,45%</b> | 1.268 <b>14,69%</b> | 1.813 <b>14,75%</b> | 1.594 <b>14,98%</b> | 1.739 <b>15,19%</b> | <b>1.582</b> <b>14,69%</b> |
|              | 08h-14h | 684 <b>17,84%</b>   | 776 <b>17,47%</b>   | 562 <b>17,62%</b>   | 798 <b>18,67%</b>   | 716 <b>18,68%</b>   | 743 <b>18,54%</b>   | <b>713</b> <b>18,14%</b>   |



|              |   |  |  |  |  |  |  |  |
|--------------|---|--|--|--|--|--|--|--|
| Coeficientes | N |  |  |  |  |  |  |  |
|              | L |  |  |  |  |  |  |  |
| Coeficiente  | S |  |  |  |  |  |  |  |

Los datos en color negro corresponden al total de vehículos y los datos en color azul corresponden a vehículos pesados (en %)



Castilla-La Mancha

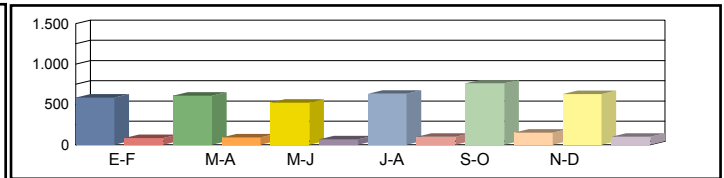
Consejería de Fomento

**Estación:** GU-14g  
**Carretera:** CM-2011 p.k. 33,00 **Provincia:** GUADALAJARA  
**Ubicación:** Masegoso de Tajuña - Brihuega  
**Año:** 2024  
**Tipo:** COBERTURA

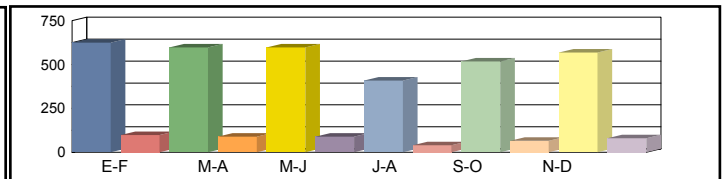
Dirección General de Carreteras

|  | Ene-Feb | Mar-Abr | May-Jun | Jul-Ago | Sep-Oct | Nov-Dic | IMD |
|--|---------|---------|---------|---------|---------|---------|-----|
|--|---------|---------|---------|---------|---------|---------|-----|

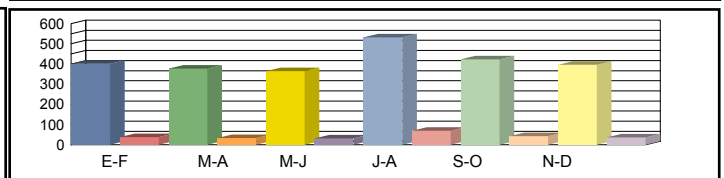
|                |         |                   |                   |                   |                   |                   |                   |                   |
|----------------|---------|-------------------|-------------------|-------------------|-------------------|-------------------|-------------------|-------------------|
| Media Domingos | 00h-24h | 584 <b>12,71%</b> | 610 <b>13,28%</b> | 523 <b>11,38%</b> | 633 <b>13,78%</b> | 761 <b>16,57%</b> | 628 <b>13,66%</b> | 623 <b>13,56%</b> |
|                | 06h-22h | 526 <b>10,28%</b> | 506 <b>9,89%</b>  | 455 <b>8,90%</b>  | 518 <b>10,12%</b> | 677 <b>13,24%</b> | 550 <b>10,75%</b> | 539 <b>10,53%</b> |
|                | 08h-14h | 215 <b>11,12%</b> | 134 <b>6,90%</b>  | 163 <b>8,41%</b>  | 163 <b>8,40%</b>  | 249 <b>12,84%</b> | 169 <b>8,71%</b>  | 182 <b>9,40%</b>  |



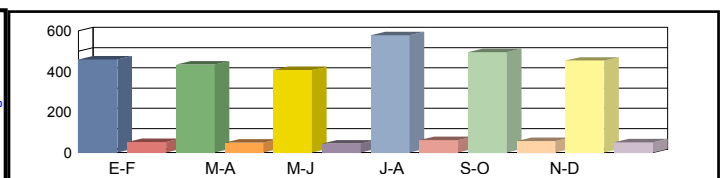
|               |         |                   |                   |                   |                  |                   |                   |                   |
|---------------|---------|-------------------|-------------------|-------------------|------------------|-------------------|-------------------|-------------------|
| Media Sábados | 00h-24h | 624 <b>13,59%</b> | 597 <b>13,00%</b> | 598 <b>13,01%</b> | 409 <b>8,91%</b> | 517 <b>11,26%</b> | 568 <b>12,35%</b> | 552 <b>12,02%</b> |
|               | 06h-22h | 562 <b>10,98%</b> | 531 <b>10,38%</b> | 514 <b>10,06%</b> | 357 <b>6,98%</b> | 429 <b>8,40%</b>  | 487 <b>9,52%</b>  | 480 <b>9,39%</b>  |
|               | 08h-14h | 230 <b>11,88%</b> | 245 <b>12,66%</b> | 205 <b>10,57%</b> | 149 <b>7,70%</b> | 172 <b>8,90%</b>  | 223 <b>11,51%</b> | 204 <b>10,54%</b> |



|                 |         |                  |                  |                  |                   |                  |                  |                  |
|-----------------|---------|------------------|------------------|------------------|-------------------|------------------|------------------|------------------|
| Media Laborales | 00h-24h | 401 <b>8,73%</b> | 378 <b>8,23%</b> | 365 <b>7,95%</b> | 532 <b>11,58%</b> | 423 <b>9,21%</b> | 397 <b>8,63%</b> | 416 <b>9,06%</b> |
|                 | 06h-22h | 343 <b>6,71%</b> | 330 <b>6,46%</b> | 318 <b>6,21%</b> | 443 <b>8,66%</b>  | 372 <b>7,27%</b> | 349 <b>6,82%</b> | 359 <b>7,02%</b> |
|                 | 08h-14h | 132 <b>6,82%</b> | 134 <b>6,92%</b> | 118 <b>6,09%</b> | 151 <b>7,81%</b>  | 142 <b>7,35%</b> | 152 <b>7,84%</b> | 138 <b>7,14%</b> |



|              |         |                  |                  |                  |                  |                   |                  |                  |
|--------------|---------|------------------|------------------|------------------|------------------|-------------------|------------------|------------------|
| Media Diaria | 00h-24h | 459 <b>9,99%</b> | 433 <b>9,99%</b> | 406 <b>9,72%</b> | 578 <b>9,48%</b> | 495 <b>10,21%</b> | 453 <b>9,95%</b> | 471 <b>9,89%</b> |
|              | 06h-22h | 400 <b>7,83%</b> | 378 <b>7,69%</b> | 356 <b>7,50%</b> | 478 <b>7,23%</b> | 437 <b>7,88%</b>  | 400 <b>7,69%</b> | 408 <b>7,64%</b> |
|              | 08h-14h | 158 <b>8,16%</b> | 151 <b>7,66%</b> | 131 <b>7,58%</b> | 159 <b>7,17%</b> | 166 <b>7,98%</b>  | 173 <b>7,76%</b> | 156 <b>7,72%</b> |



|              |   |  |  |  |  |  |  |  |
|--------------|---|--|--|--|--|--|--|--|
| Coeficientes | N |  |  |  |  |  |  |  |
|              | L |  |  |  |  |  |  |  |
| Coeficiente  | S |  |  |  |  |  |  |  |

Los datos en color negro corresponden al total de vehículos y los datos en color azul corresponden a vehículos pesados (en %)



Castilla-La Mancha

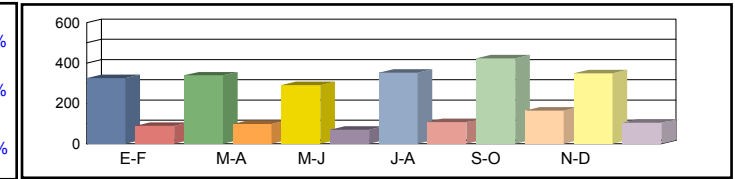
Consejería de Fomento

**Estación:** GU-14m  
**Carretera:** CM-2005 p.k. 44,00 **Provincia:** GUADALAJARA  
**Ubicación:** Brihuega - Int. N-204  
**Año:** 2024  
**Tipo:** COBERTURA

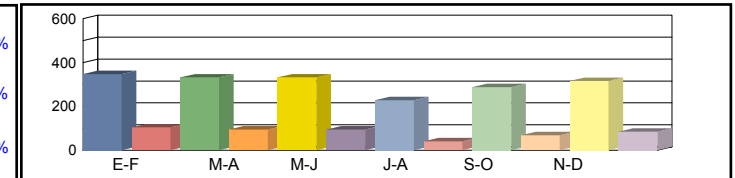
Dirección General de Carreteras

|  | Ene-Feb | Mar-Abr | May-Jun | Jul-Ago | Sep-Oct | Nov-Dic | IMD |
|--|---------|---------|---------|---------|---------|---------|-----|
|--|---------|---------|---------|---------|---------|---------|-----|

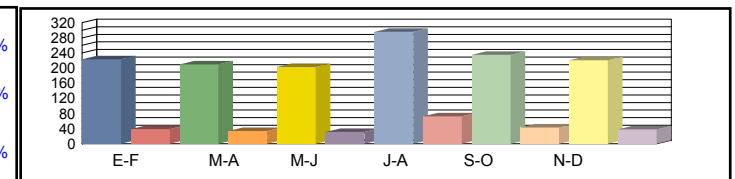
|                |         |            |            |            |            |            |            |            |
|----------------|---------|------------|------------|------------|------------|------------|------------|------------|
| Media Domingos | 00h-24h | 325 21,55% | 339 22,52% | 291 19,29% | 352 23,36% | 423 28,09% | 349 23,16% | 346 23,00% |
|                | 06h-22h | 296 15,88% | 285 15,29% | 256 13,75% | 291 15,64% | 381 20,46% | 310 16,62% | 303 16,27% |
|                | 08h-14h | 134 29,84% | 83 18,51%  | 101 22,57% | 101 22,54% | 154 34,46% | 105 23,38% | 113 25,22% |



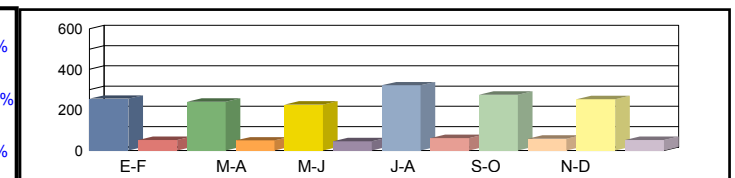
|               |         |            |            |            |            |            |            |            |
|---------------|---------|------------|------------|------------|------------|------------|------------|------------|
| Media Sábados | 00h-24h | 347 23,04% | 332 22,03% | 332 22,06% | 228 15,11% | 288 19,09% | 316 20,95% | 307 20,38% |
|               | 06h-22h | 316 16,97% | 299 16,05% | 290 15,54% | 201 10,79% | 242 12,98% | 274 14,72% | 270 14,51% |
|               | 08h-14h | 143 31,88% | 152 33,97% | 127 28,36% | 93 20,67%  | 107 23,87% | 138 30,88% | 127 28,27% |



|                 |         |            |            |            |            |            |            |            |
|-----------------|---------|------------|------------|------------|------------|------------|------------|------------|
| Media Laborales | 00h-24h | 223 14,80% | 210 13,95% | 203 13,48% | 296 19,64% | 235 15,62% | 221 14,63% | 231 15,35% |
|                 | 06h-22h | 193 10,36% | 186 9,98%  | 179 9,60%  | 249 13,39% | 209 11,24% | 196 10,53% | 202 10,85% |
|                 | 08h-14h | 82 18,29%  | 83 18,56%  | 73 16,34%  | 94 20,96%  | 88 19,71%  | 94 21,05%  | 86 19,15%  |



|              |         |            |            |            |            |            |            |            |
|--------------|---------|------------|------------|------------|------------|------------|------------|------------|
| Media Diaria | 00h-24h | 255 16,94% | 240 16,94% | 226 16,48% | 321 16,07% | 275 17,31% | 252 16,87% | 262 16,77% |
|              | 06h-22h | 225 12,10% | 213 11,88% | 200 11,59% | 269 11,18% | 246 12,18% | 225 11,88% | 230 11,80% |
|              | 08h-14h | 98 21,88%  | 93 20,56%  | 81 20,34%  | 99 19,24%  | 103 21,40% | 107 20,82% | 97 20,71%  |



|              |   |  |  |  |  |  |  |  |
|--------------|---|--|--|--|--|--|--|--|
| Coeficientes | N |  |  |  |  |  |  |  |
|              | L |  |  |  |  |  |  |  |
| Coeficiente  | S |  |  |  |  |  |  |  |

Los datos en color negro corresponden al total de vehículos y los datos en color azul corresponden a vehículos pesados (en %)





**Castilla-La Mancha**

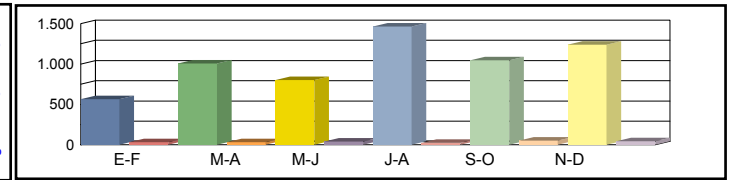
Consejería de Fomento

**Estación:** GU-14n  
**Carretera:** CM-2115 p.k. 2,86 **Provincia:** GUADALAJARA  
**Ubicación:** Gárgoles - Trillo  
**Año:** 2024  
**Tipo:** PRIMARIA

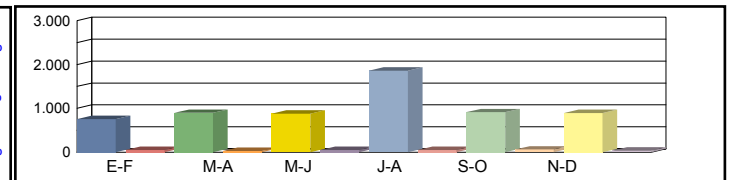
**Dirección General de Carreteras**

| Ene-Feb | Mar-Abr | May-Jun | Jul-Ago | Sep-Oct | Nov-Dic | IMD |
|---------|---------|---------|---------|---------|---------|-----|
|---------|---------|---------|---------|---------|---------|-----|

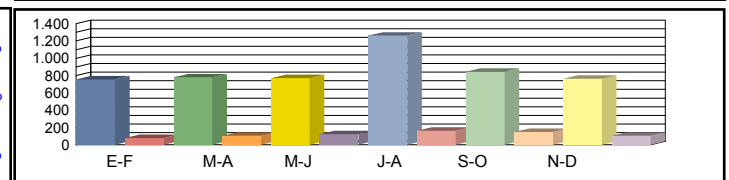
|          |         |           |             |           |             |             |             |             |
|----------|---------|-----------|-------------|-----------|-------------|-------------|-------------|-------------|
| Media    | 00h-24h | 565 5,31% | 1.006 3,38% | 802 4,74% | 1.463 1,71% | 1.048 4,68% | 1.240 3,63% | 1.021 3,91% |
| Domingos | 06h-22h | 507 4,54% | 941 2,98%   | 751 3,06% | 1.251 1,04% | 976 3,69%   | 1.179 2,54% | 934 2,97%   |
|          | 08h-14h | 177 6,21% | 311 3,54%   | 230 3,04% | 473 1,06%   | 366 3,28%   | 568 1,94%   | 354 3,18%   |



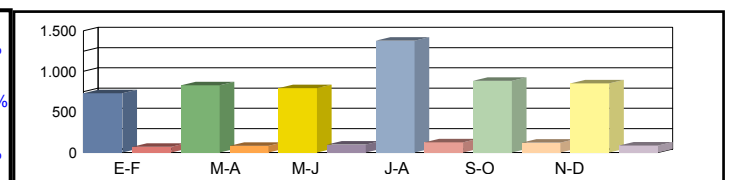
|         |         |           |           |           |             |           |           |             |
|---------|---------|-----------|-----------|-----------|-------------|-----------|-----------|-------------|
| Media   | 00h-24h | 755 6,09% | 897 3,46% | 880 5,23% | 1.858 2,80% | 912 6,36% | 892 3,59% | 1.032 4,59% |
| Sábados | 06h-22h | 638 5,33% | 846 2,48% | 819 4,27% | 1.607 2,55% | 795 4,15% | 829 2,90% | 922 3,61%   |
|         | 08h-14h | 279 4,66% | 436 1,38% | 365 1,37% | 696 2,87%   | 433 3,70% | 452 3,10% | 444 2,85%   |



|           |         |           |            |            |              |            |            |            |
|-----------|---------|-----------|------------|------------|--------------|------------|------------|------------|
| Media     | 00h-24h | 757 9,38% | 780 11,67% | 771 13,62% | 1.262 11,49% | 843 14,95% | 763 12,06% | 863 12,19% |
| Laborales | 06h-22h | 681 8,52% | 726 11,43% | 706 12,18% | 1.151 11,29% | 760 14,47% | 698 11,32% | 787 11,54% |
|           | 08h-14h | 318 9,12% | 311 12,22% | 287 12,54% | 507 12,43%   | 331 15,41% | 300 14,33% | 342 12,67% |



|        |         |           |           |            |             |            |           |                  |
|--------|---------|-----------|-----------|------------|-------------|------------|-----------|------------------|
| Media  | 00h-24h | 730 8,49% | 829 8,93% | 791 11,00% | 1.377 8,35% | 882 11,90% | 850 9,06% | <b>910 9,62%</b> |
| Diaria | 06h-22h | 650 7,69% | 774 8,66% | 729 9,60%  | 1.230 8,13% | 795 11,07% | 785 8,15% | <b>827 8,88%</b> |
|        | 08h-14h | 292 8,22% | 330 9,09% | 289 9,34%  | 530 9,25%   | 350 11,43% | 361 9,70% | <b>359 9,50%</b> |



|              |   |         |         |         |         |         |         |         |
|--------------|---|---------|---------|---------|---------|---------|---------|---------|
| Coeficientes | N | 1,11160 | 1,07438 | 1,09207 | 1,09644 | 1,10921 | 1,09312 |         |
|              | L | 1,14003 | 1,10641 | 1,11933 | 0,68384 | 1,02372 | 1,13106 |         |
| Coeficiente  | S |         |         |         |         |         |         | 1,05413 |

Los datos en color negro corresponden al total de vehículos y los datos en color azul corresponden a vehículos pesados (en %)



**Castilla-La Mancha**

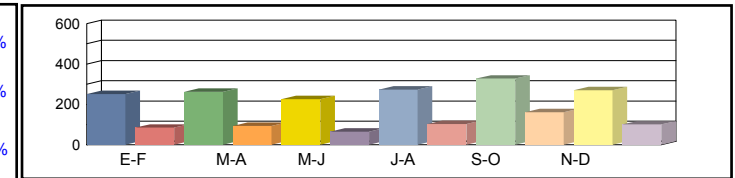
Consejería de Fomento

**Estación:** GU-15a  
**Carretera:** CM-2113 p.k. 19,50 **Provincia:** GUADALAJARA  
**Ubicación:** Luzaga - Saelices de la Sal  
**Año:** 2024  
**Tipo:** COBERTURA

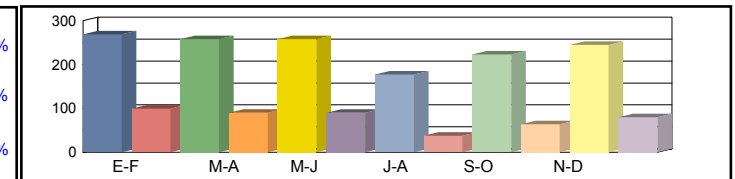
**Dirección General de Carreteras**

| Ene-Feb | Mar-Abr | May-Jun | Jul-Ago | Sep-Oct | Nov-Dic | IMD |
|---------|---------|---------|---------|---------|---------|-----|
|---------|---------|---------|---------|---------|---------|-----|

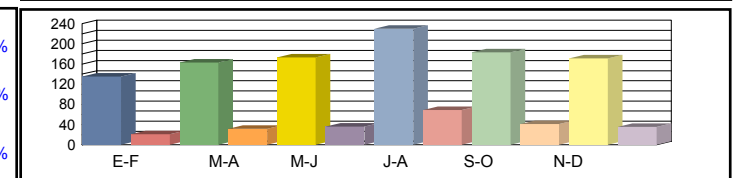
|                |         |            |            |            |            |            |            |            |
|----------------|---------|------------|------------|------------|------------|------------|------------|------------|
| Media Domingos | 00h-24h | 252 25,25% | 263 26,39% | 226 22,61% | 273 27,38% | 328 32,91% | 271 27,14% | 269 26,95% |
|                | 06h-22h | 204 23,05% | 196 22,19% | 177 19,96% | 201 22,70% | 263 29,69% | 213 24,12% | 209 23,62% |
|                | 08h-14h | 96 11,06%  | 60 6,86%   | 73 8,37%   | 73 8,35%   | 111 12,77% | 75 8,66%   | 81 9,35%   |



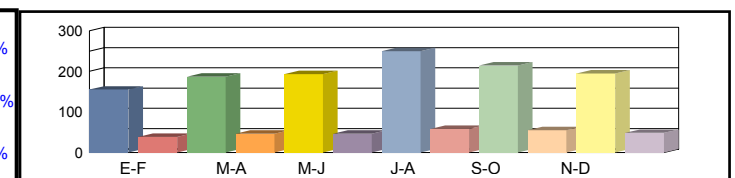
|               |         |            |            |            |            |            |            |            |
|---------------|---------|------------|------------|------------|------------|------------|------------|------------|
| Media Sábados | 00h-24h | 269 27,00% | 258 25,82% | 258 25,85% | 177 17,70% | 223 22,37% | 245 24,54% | 238 23,88% |
|               | 06h-22h | 218 24,62% | 206 23,28% | 200 22,56% | 138 15,66% | 167 18,83% | 189 21,36% | 186 21,05% |
|               | 08h-14h | 103 11,82% | 110 12,59% | 91 10,51%  | 67 7,66%   | 77 8,85%   | 100 11,44% | 91 10,48%  |



|                 |         |            |            |            |            |            |            |            |
|-----------------|---------|------------|------------|------------|------------|------------|------------|------------|
| Media Laborales | 00h-24h | 135 13,51% | 163 16,34% | 173 17,34% | 230 23,01% | 183 18,31% | 171 17,15% | 176 17,61% |
|                 | 06h-22h | 96 10,86%  | 128 14,48% | 133 15,04% | 172 19,43% | 144 16,31% | 135 15,29% | 135 15,23% |
|                 | 08h-14h | 43 4,90%   | 60 6,88%   | 59 6,78%   | 68 7,77%   | 64 7,31%   | 68 7,80%   | 60 6,91%   |



|              |         |            |            |            |            |            |            |            |
|--------------|---------|------------|------------|------------|------------|------------|------------|------------|
| Media Diaria | 00h-24h | 155 19,85% | 187 19,85% | 193 19,31% | 250 18,83% | 214 20,28% | 195 19,77% | 199 19,65% |
|              | 06h-22h | 112 17,55% | 147 17,24% | 149 16,81% | 186 16,22% | 169 17,67% | 155 17,24% | 153 17,12% |
|              | 08h-14h | 51 8,11%   | 67 7,62%   | 66 7,54%   | 72 7,13%   | 75 7,93%   | 77 7,72%   | 68 7,67%   |



|              |   |  |  |  |  |  |  |  |
|--------------|---|--|--|--|--|--|--|--|
| Coeficientes | N |  |  |  |  |  |  |  |
|              | L |  |  |  |  |  |  |  |
| Coeficiente  | S |  |  |  |  |  |  |  |

Los datos en color negro corresponden al total de vehículos y los datos en color azul corresponden a vehículos pesados (en %)



Castilla-La Mancha

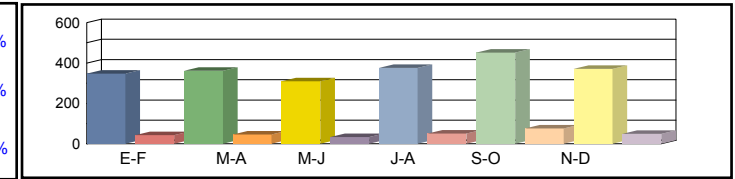
Consejería de Fomento

**Estación:** GU-15b  
**Carretera:** CM-2113 p.k. 24,00 **Provincia:** GUADALAJARA  
**Ubicación:** Saelices de la Sal - Huertahernando  
**Año:** 2024  
**Tipo:** COBERTURA

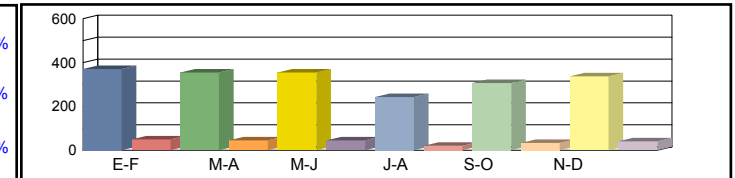
Dirección General de Carreteras

|  | Ene-Feb | Mar-Abr | May-Jun | Jul-Ago | Sep-Oct | Nov-Dic | IMD |
|--|---------|---------|---------|---------|---------|---------|-----|
|--|---------|---------|---------|---------|---------|---------|-----|

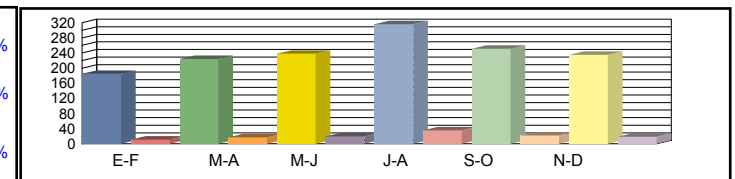
|                |         |            |            |           |            |            |            |            |
|----------------|---------|------------|------------|-----------|------------|------------|------------|------------|
| Media Domingos | 00h-24h | 347 11,01% | 362 11,51% | 310 9,86% | 376 11,94% | 452 14,35% | 372 11,84% | 370 11,75% |
|                | 06h-22h | 274 11,13% | 264 10,72% | 238 9,64% | 270 10,96% | 353 14,34% | 287 11,65% | 281 11,41% |
|                | 08h-14h | 132 5,34%  | 82 4,37%   | 100 6,88% | 100 1,57%  | 153 3,08%  | 104 3,05%  | 112 4,05%  |



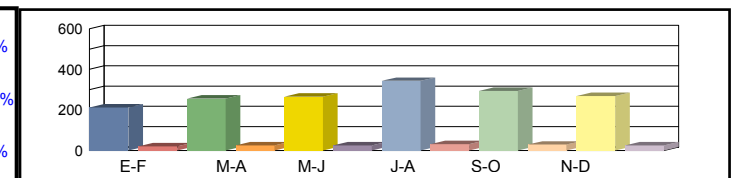
|               |         |            |            |            |           |           |            |            |
|---------------|---------|------------|------------|------------|-----------|-----------|------------|------------|
| Media Sábados | 00h-24h | 371 11,78% | 354 11,26% | 355 11,27% | 243 7,72% | 307 9,76% | 337 10,70% | 328 10,42% |
|               | 06h-22h | 293 11,89% | 277 11,25% | 268 10,89% | 186 7,56% | 224 9,09% | 254 10,31% | 250 10,17% |
|               | 08h-14h | 141 6,31%  | 150 3,17%  | 126 9,63%  | 92 5,12%  | 106 4,45% | 137 4,41%  | 125 5,52%  |



|                 |         |           |           |           |            |           |           |           |
|-----------------|---------|-----------|-----------|-----------|------------|-----------|-----------|-----------|
| Media Laborales | 00h-24h | 185 5,89% | 224 7,13% | 238 7,56% | 316 10,04% | 251 7,98% | 235 7,48% | 242 7,68% |
|                 | 06h-22h | 129 5,25% | 172 6,99% | 179 7,26% | 231 9,38%  | 194 7,88% | 182 7,38% | 181 7,36% |
|                 | 08h-14h | 59 6,31%  | 82 10,68% | 81 0,00%  | 93 7,77%   | 87 11,65% | 93 8,25%  | 82 8,93%  |



|              |         |           |           |           |           |           |           |           |
|--------------|---------|-----------|-----------|-----------|-----------|-----------|-----------|-----------|
| Media Diaria | 00h-24h | 212 8,66% | 256 8,66% | 265 8,42% | 343 8,21% | 294 8,85% | 268 8,62% | 273 8,57% |
|              | 06h-22h | 151 8,48% | 197 8,32% | 200 8,12% | 249 7,83% | 228 8,53% | 209 8,33% | 206 8,27% |
|              | 08h-14h | 71 7,55%  | 92 8,03%  | 90 10,20% | 98 5,80%  | 102 8,01% | 106 6,17% | 93 7,63%  |



|              |   |  |  |  |  |  |  |  |
|--------------|---|--|--|--|--|--|--|--|
| Coeficientes | N |  |  |  |  |  |  |  |
|              | L |  |  |  |  |  |  |  |
| Coeficiente  | S |  |  |  |  |  |  |  |

Los datos en color negro corresponden al total de vehículos y los datos en color azul corresponden a vehículos pesados (en %)



**Castilla-La Mancha**

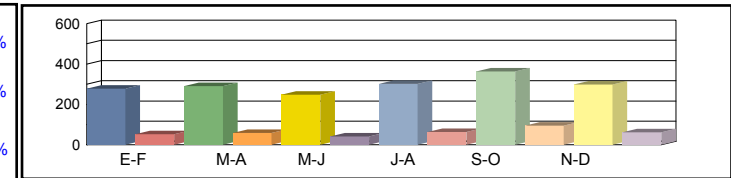
Consejería de Fomento

**Estación:** GU-15e  
**Carretera:** CM-2021 p.k. 32,00 **Provincia:** GUADALAJARA  
**Ubicación:** Cifuentes - Saelices de la Sal  
**Año:** 2024  
**Tipo:** COBERTURA

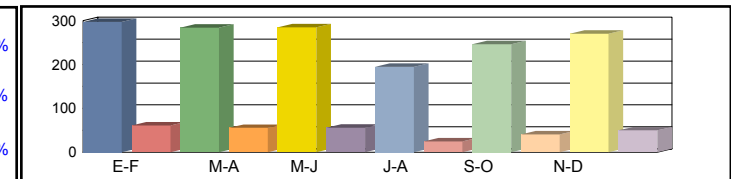
**Dirección General de Carreteras**

| Ene-Feb | Mar-Abr | May-Jun | Jul-Ago | Sep-Oct | Nov-Dic | IMD |
|---------|---------|---------|---------|---------|---------|-----|
|---------|---------|---------|---------|---------|---------|-----|

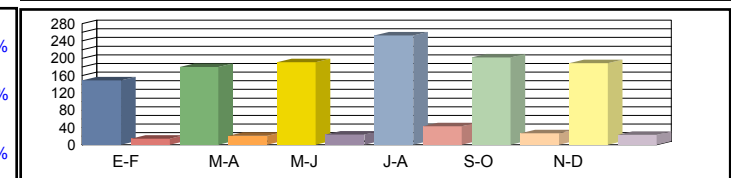
|                |         |                   |                   |                   |                   |                   |                   |                   |
|----------------|---------|-------------------|-------------------|-------------------|-------------------|-------------------|-------------------|-------------------|
| Media Domingos | 00h-24h | 278 <b>16,01%</b> | 291 <b>16,73%</b> | 249 <b>14,33%</b> | 302 <b>17,36%</b> | 363 <b>20,87%</b> | 299 <b>17,21%</b> | 297 <b>17,09%</b> |
|                | 06h-22h | 213 <b>19,85%</b> | 205 <b>19,11%</b> | 184 <b>17,19%</b> | 210 <b>19,54%</b> | 274 <b>25,57%</b> | 223 <b>20,77%</b> | 218 <b>20,34%</b> |
|                | 08h-14h | 86 <b>12,31%</b>  | 54 <b>7,64%</b>   | 65 <b>9,31%</b>   | 65 <b>9,30%</b>   | 100 <b>14,22%</b> | 68 <b>9,65%</b>   | 73 <b>10,40%</b>  |



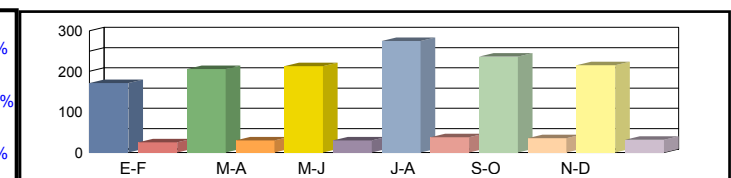
|               |         |                   |                   |                   |                   |                   |                   |                   |
|---------------|---------|-------------------|-------------------|-------------------|-------------------|-------------------|-------------------|-------------------|
| Media Sábados | 00h-24h | 297 <b>17,12%</b> | 284 <b>16,37%</b> | 285 <b>16,39%</b> | 195 <b>11,22%</b> | 246 <b>14,18%</b> | 270 <b>15,56%</b> | 263 <b>15,14%</b> |
|               | 06h-22h | 228 <b>21,21%</b> | 215 <b>20,05%</b> | 208 <b>19,42%</b> | 145 <b>13,48%</b> | 174 <b>16,21%</b> | 197 <b>18,39%</b> | 194 <b>18,13%</b> |
|               | 08h-14h | 92 <b>13,15%</b>  | 98 <b>14,02%</b>  | 82 <b>11,70%</b>  | 60 <b>8,53%</b>   | 69 <b>9,85%</b>   | 89 <b>12,74%</b>  | 82 <b>11,66%</b>  |



|                 |         |                  |                   |                   |                   |                   |                   |                   |
|-----------------|---------|------------------|-------------------|-------------------|-------------------|-------------------|-------------------|-------------------|
| Media Laborales | 00h-24h | 149 <b>8,56%</b> | 180 <b>10,36%</b> | 191 <b>10,99%</b> | 253 <b>14,59%</b> | 202 <b>11,61%</b> | 189 <b>10,87%</b> | 194 <b>11,17%</b> |
|                 | 06h-22h | 100 <b>9,35%</b> | 134 <b>12,47%</b> | 139 <b>12,95%</b> | 180 <b>16,73%</b> | 151 <b>14,04%</b> | 141 <b>13,16%</b> | 141 <b>13,12%</b> |
|                 | 08h-14h | 38 <b>5,46%</b>  | 54 <b>7,66%</b>   | 53 <b>7,55%</b>   | 61 <b>8,65%</b>   | 57 <b>8,13%</b>   | 61 <b>8,68%</b>   | 54 <b>7,69%</b>   |



|              |         |                   |                   |                   |                   |                   |                   |                   |
|--------------|---------|-------------------|-------------------|-------------------|-------------------|-------------------|-------------------|-------------------|
| Media Diaria | 00h-24h | 171 <b>12,59%</b> | 206 <b>12,58%</b> | 213 <b>12,24%</b> | 275 <b>11,94%</b> | 236 <b>12,86%</b> | 215 <b>12,53%</b> | 219 <b>12,46%</b> |
|              | 06h-22h | 117 <b>15,11%</b> | 154 <b>14,84%</b> | 155 <b>14,48%</b> | 194 <b>13,97%</b> | 177 <b>15,22%</b> | 162 <b>14,84%</b> | 160 <b>14,74%</b> |
|              | 08h-14h | 45 <b>9,03%</b>   | 61 <b>8,48%</b>   | 59 <b>8,39%</b>   | 64 <b>7,94%</b>   | 67 <b>8,83%</b>   | 69 <b>8,59%</b>   | 61 <b>8,54%</b>   |



|              |   |  |  |  |  |  |  |  |
|--------------|---|--|--|--|--|--|--|--|
| Coeficientes | N |  |  |  |  |  |  |  |
|              | L |  |  |  |  |  |  |  |
| Coeficiente  | S |  |  |  |  |  |  |  |

Los datos en color negro corresponden al total de vehículos y los datos en color azul corresponden a vehículos pesados (en %)



Castilla-La Mancha

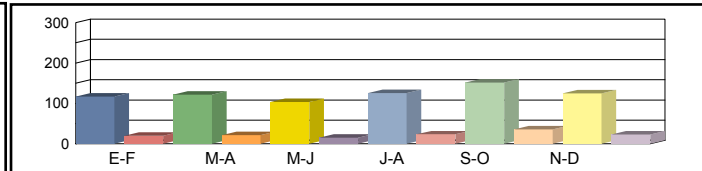
Consejería de Fomento

**Estación:** GU-15f  
**Carretera:** CM-2113 p.k. 38,00 **Provincia:** GUADALAJARA  
**Ubicación:** Huertahernando - Buenafuente  
**Año:** 2024  
**Tipo:** COBERTURA

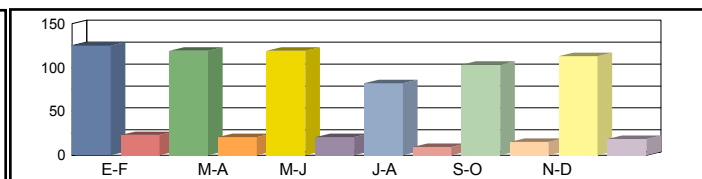
Dirección General de Carreteras

|  | Ene-Feb | Mar-Abr | May-Jun | Jul-Ago | Sep-Oct | Nov-Dic | IMD |
|--|---------|---------|---------|---------|---------|---------|-----|
|--|---------|---------|---------|---------|---------|---------|-----|

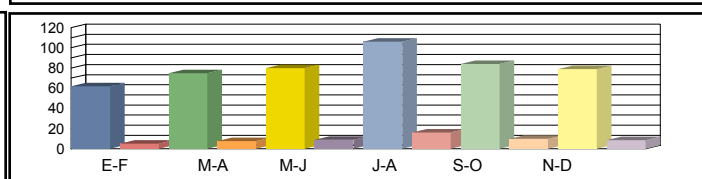
|                |         |            |            |            |            |            |            |            |
|----------------|---------|------------|------------|------------|------------|------------|------------|------------|
| Media Domingos | 00h-24h | 117 14,56% | 122 15,22% | 104 13,04% | 126 15,79% | 152 18,98% | 125 15,65% | 124 15,54% |
|                | 06h-22h | 100 16,51% | 96 15,89%  | 86 14,29%  | 98 16,25%  | 128 21,26% | 104 17,27% | 102 16,91% |
|                | 08h-14h | 55 19,19%  | 34 11,90%  | 42 14,52%  | 42 14,50%  | 64 22,16%  | 43 15,03%  | 47 16,22%  |



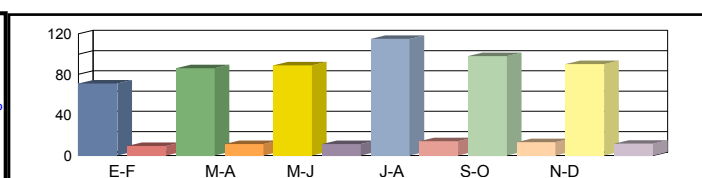
|               |         |            |            |            |           |            |            |            |
|---------------|---------|------------|------------|------------|-----------|------------|------------|------------|
| Media Sábados | 00h-24h | 125 15,57% | 119 14,89% | 119 14,91% | 82 10,21% | 103 12,90% | 113 14,15% | 110 13,77% |
|               | 06h-22h | 106 17,64% | 101 16,67% | 98 16,15%  | 68 11,21% | 81 13,48%  | 92 15,30%  | 91 15,08%  |
|               | 08h-14h | 59 20,50%  | 63 21,85%  | 53 18,24%  | 38 13,29% | 44 15,35%  | 57 19,86%  | 52 18,18%  |



|                 |         |          |           |           |            |           |           |           |
|-----------------|---------|----------|-----------|-----------|------------|-----------|-----------|-----------|
| Media Laborales | 00h-24h | 62 7,79% | 75 9,42%  | 80 10,00% | 106 13,27% | 84 10,56% | 79 9,89%  | 81 10,15% |
|                 | 06h-22h | 47 7,78% | 63 10,37% | 65 10,77% | 84 13,92%  | 70 11,68% | 66 10,95% | 66 10,91% |
|                 | 08h-14h | 25 8,51% | 34 11,94% | 34 11,76% | 39 13,48%  | 37 12,68% | 39 13,54% | 35 11,98% |



|              |         |           |           |           |            |           |           |           |
|--------------|---------|-----------|-----------|-----------|------------|-----------|-----------|-----------|
| Media Diaria | 00h-24h | 71 11,45% | 86 11,44% | 89 11,13% | 115 10,86% | 98 11,70% | 90 11,40% | 92 11,33% |
|              | 06h-22h | 55 12,57% | 72 12,34% | 73 12,04% | 91 11,62%  | 82 12,66% | 76 12,34% | 75 12,26% |
|              | 08h-14h | 30 14,07% | 38 13,23% | 38 13,08% | 41 12,37%  | 43 13,76% | 44 13,39% | 39 13,32% |



|              |   |  |  |  |  |  |  |
|--------------|---|--|--|--|--|--|--|
| Coeficientes | N |  |  |  |  |  |  |
|              | L |  |  |  |  |  |  |
| Coeficiente  | S |  |  |  |  |  |  |

Los datos en color negro corresponden al total de vehículos y los datos en color azul corresponden a vehículos pesados (en %)



Castilla-La Mancha

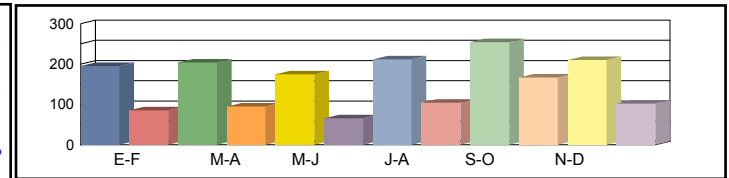
Consejería de Fomento

**Estación:** GU-15g  
**Carretera:** CM-2113 p.k. 49,20 **Provincia:** GUADALAJARA  
**Ubicación:** Buenafuente - CM-2015 (Villar de Cobeta)  
**Año:** 2024  
**Tipo:** COBERTURA

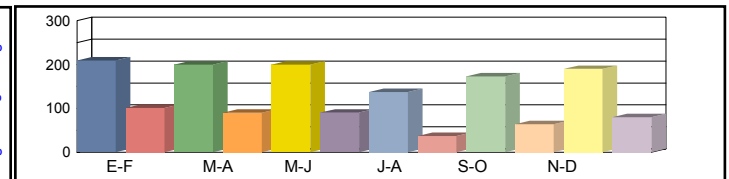
Dirección General de Carreteras

|  | Ene-Feb | Mar-Abr | May-Jun | Jul-Ago | Sep-Oct | Nov-Dic | IMD |
|--|---------|---------|---------|---------|---------|---------|-----|
|--|---------|---------|---------|---------|---------|---------|-----|

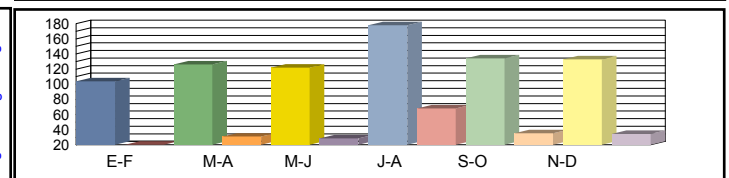
|                |         |            |            |            |            |            |            |            |
|----------------|---------|------------|------------|------------|------------|------------|------------|------------|
| Media Domingos | 00h-24h | 195 30,43% | 204 31,80% | 175 27,24% | 212 32,99% | 254 39,66% | 210 32,70% | 208 32,47% |
|                | 06h-22h | 144 27,72% | 139 26,68% | 125 24,00% | 142 27,29% | 186 35,70% | 151 29,01% | 148 28,40% |
|                | 08h-14h | 59 9,06%   | 36 5,62%   | 44 6,86%   | 44 6,85%   | 68 10,46%  | 46 7,10%   | 50 7,66%   |



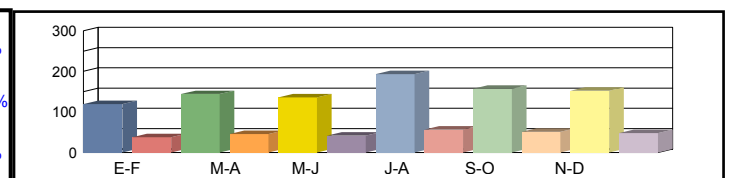
|               |         |            |            |            |            |            |            |            |
|---------------|---------|------------|------------|------------|------------|------------|------------|------------|
| Media Sábados | 00h-24h | 209 32,54% | 200 31,11% | 200 31,15% | 137 21,33% | 173 26,95% | 190 29,58% | 185 28,78% |
|               | 06h-22h | 154 29,62% | 146 28,00% | 141 27,13% | 98 18,83%  | 118 22,65% | 134 25,69% | 132 25,32% |
|               | 08h-14h | 63 9,68%   | 67 10,32%  | 56 8,61%   | 41 6,28%   | 47 7,25%   | 61 9,38%   | 56 8,59%   |



|                 |         |            |            |            |            |            |            |            |
|-----------------|---------|------------|------------|------------|------------|------------|------------|------------|
| Media Laborales | 00h-24h | 104 16,27% | 126 19,69% | 122 19,03% | 178 27,73% | 134 20,90% | 133 20,66% | 133 20,71% |
|                 | 06h-22h | 68 13,06%  | 91 17,42%  | 87 16,75%  | 121 23,37% | 94 18,09%  | 96 18,38%  | 93 17,84%  |
|                 | 08h-14h | 26 4,02%   | 37 5,64%   | 32 4,96%   | 41 6,36%   | 36 5,56%   | 41 6,39%   | 36 5,49%   |



|              |         |            |            |            |            |            |            |            |
|--------------|---------|------------|------------|------------|------------|------------|------------|------------|
| Media Diaria | 00h-24h | 119 23,92% | 144 23,91% | 136 23,27% | 193 22,69% | 157 24,44% | 152 23,82% | 150 23,67% |
|              | 06h-22h | 79 21,11%  | 104 20,73% | 97 20,22%  | 131 19,51% | 110 21,25% | 110 20,73% | 105 20,59% |
|              | 08h-14h | 31 6,65%   | 42 6,25%   | 36 6,18%   | 43 5,84%   | 42 6,50%   | 47 6,32%   | 40 6,29%   |



|              |   |  |  |  |  |  |  |  |
|--------------|---|--|--|--|--|--|--|--|
| Coeficientes | N |  |  |  |  |  |  |  |
|              | L |  |  |  |  |  |  |  |
| Coeficiente  | S |  |  |  |  |  |  |  |

Los datos en color negro corresponden al total de vehículos y los datos en color azul corresponden a vehículos pesados (en %)



Castilla-La Mancha

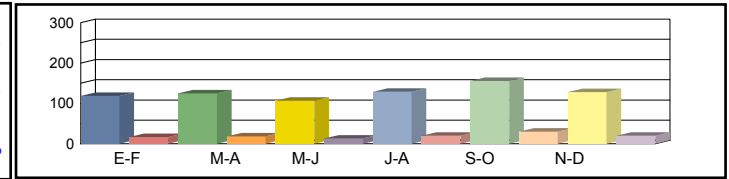
Consejería de Fomento

**Estación:** GU-15h  
**Carretera:** CM-2120 p.k. 26,00 **Provincia:** GUADALAJARA  
**Ubicación:** Cobeta - Buenafuente  
**Año:** 2024  
**Tipo:** COBERTURA

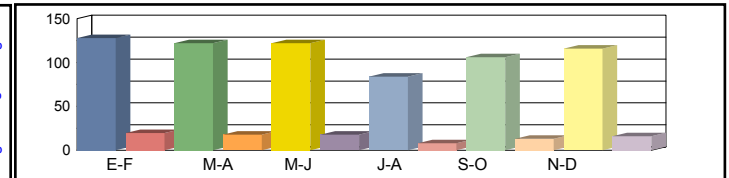
Dirección General de Carreteras

|  | Ene-Feb | Mar-Abr | May-Jun | Jul-Ago | Sep-Oct | Nov-Dic | IMD |
|--|---------|---------|---------|---------|---------|---------|-----|
|--|---------|---------|---------|---------|---------|---------|-----|

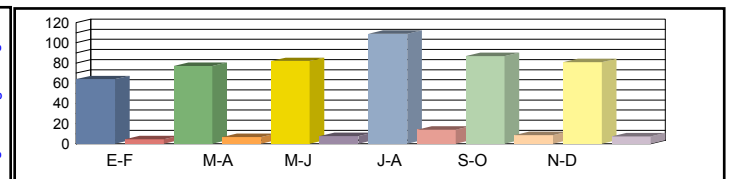
|          |         |            |            |            |            |            |            |            |
|----------|---------|------------|------------|------------|------------|------------|------------|------------|
| Media    | 00h-24h | 119 12,43% | 125 12,99% | 107 11,13% | 129 13,48% | 156 16,20% | 128 13,36% | 127 13,27% |
| Domingos | 06h-22h | 106 15,55% | 102 14,97% | 92 13,46%  | 104 15,31% | 136 20,03% | 111 16,27% | 108 15,93% |
|          | 08h-14h | 52 15,29%  | 32 9,49%   | 39 11,57%  | 39 11,55%  | 60 17,66%  | 41 11,98%  | 44 12,92%  |



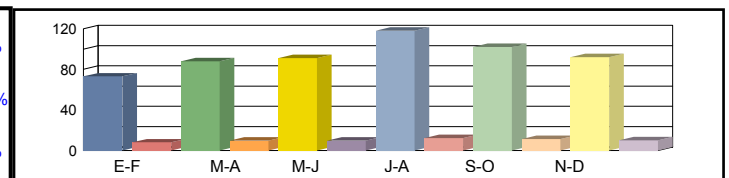
|         |         |            |            |            |           |            |            |            |
|---------|---------|------------|------------|------------|-----------|------------|------------|------------|
| Media   | 00h-24h | 128 13,29% | 122 12,71% | 122 12,72% | 84 8,72%  | 106 11,01% | 116 12,08% | 113 11,76% |
| Sábados | 06h-22h | 113 16,61% | 107 15,71% | 104 15,22% | 72 10,56% | 86 12,70%  | 98 14,41%  | 97 14,20%  |
|         | 08h-14h | 56 16,34%  | 59 17,41%  | 50 14,54%  | 36 10,59% | 42 12,23%  | 54 15,83%  | 50 14,49%  |



|           |         |          |          |           |            |           |           |           |
|-----------|---------|----------|----------|-----------|------------|-----------|-----------|-----------|
| Media     | 00h-24h | 64 6,65% | 77 8,04% | 82 8,54%  | 109 11,33% | 87 9,01%  | 81 8,44%  | 83 8,67%  |
| Laborales | 06h-22h | 50 7,33% | 66 9,77% | 69 10,14% | 89 13,11%  | 75 11,00% | 70 10,31% | 70 10,28% |
|           | 08h-14h | 23 6,78% | 32 9,51% | 32 9,38%  | 37 10,74%  | 34 10,10% | 37 10,79% | 32 9,55%  |



|        |         |           |           |           |           |           |           |           |
|--------|---------|-----------|-----------|-----------|-----------|-----------|-----------|-----------|
| Media  | 00h-24h | 73 9,77%  | 88 9,77%  | 91 9,51%  | 118 9,27% | 102 9,99% | 92 9,73%  | 94 9,67%  |
| Diaria | 06h-22h | 58 11,84% | 76 11,63% | 77 11,34% | 96 10,94% | 88 11,92% | 80 11,63% | 79 11,55% |
|        | 08h-14h | 28 11,21% | 36 10,54% | 36 10,43% | 39 9,86%  | 40 10,97% | 42 10,67% | 37 10,61% |



|              |   |  |  |  |  |  |  |  |
|--------------|---|--|--|--|--|--|--|--|
| Coeficientes | N |  |  |  |  |  |  |  |
|              | L |  |  |  |  |  |  |  |
| Coeficiente  | S |  |  |  |  |  |  |  |

Los datos en color negro corresponden al total de vehículos y los datos en color azul corresponden a vehículos pesados (en %)



**Castilla-La Mancha**

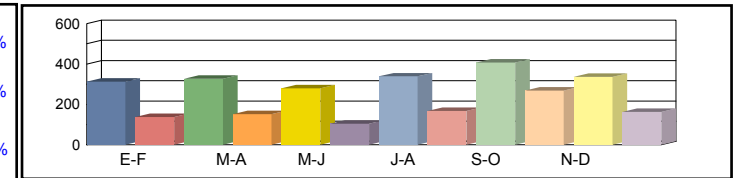
Consejería de Fomento

**Estación:** GU-15i  
**Carretera:** CM-2015 p.k. 70,00 **Provincia:** GUADALAJARA  
**Ubicación:** Zaorejas - Torrecilla  
**Año:** 2024  
**Tipo:** COBERTURA

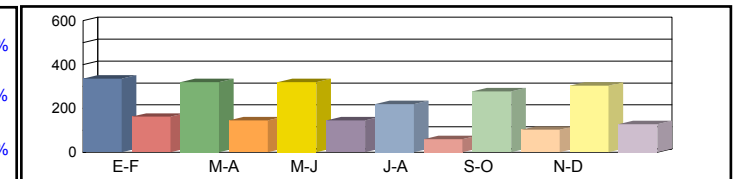
**Dirección General de Carreteras**

| Ene-Feb | Mar-Abr | May-Jun | Jul-Ago | Sep-Oct | Nov-Dic | IMD |
|---------|---------|---------|---------|---------|---------|-----|
|---------|---------|---------|---------|---------|---------|-----|

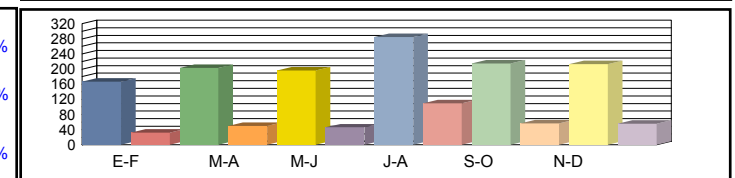
|                |         |                   |                   |                   |                   |                   |                   |                   |
|----------------|---------|-------------------|-------------------|-------------------|-------------------|-------------------|-------------------|-------------------|
| Media Domingos | 00h-24h | 313 <b>30,48%</b> | 327 <b>31,86%</b> | 280 <b>27,28%</b> | 339 <b>33,05%</b> | 408 <b>39,73%</b> | 336 <b>32,75%</b> | 334 <b>32,52%</b> |
|                | 06h-22h | 261 <b>32,46%</b> | 251 <b>31,24%</b> | 226 <b>28,10%</b> | 257 <b>31,96%</b> | 336 <b>41,81%</b> | 273 <b>33,96%</b> | 267 <b>33,26%</b> |
|                | 08h-14h | 135 <b>27,51%</b> | 84 <b>17,07%</b>  | 102 <b>20,81%</b> | 102 <b>20,79%</b> | 156 <b>31,77%</b> | 106 <b>21,56%</b> | 114 <b>23,25%</b> |



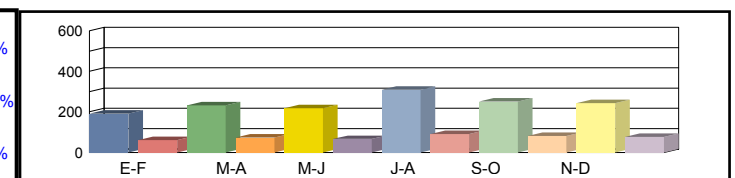
|               |         |                   |                   |                   |                   |                   |                   |                   |
|---------------|---------|-------------------|-------------------|-------------------|-------------------|-------------------|-------------------|-------------------|
| Media Sábados | 00h-24h | 335 <b>32,59%</b> | 320 <b>31,16%</b> | 320 <b>31,20%</b> | 220 <b>21,37%</b> | 277 <b>27,00%</b> | 304 <b>29,62%</b> | 296 <b>28,82%</b> |
|               | 06h-22h | 278 <b>34,68%</b> | 263 <b>32,79%</b> | 255 <b>31,76%</b> | 177 <b>22,05%</b> | 213 <b>26,52%</b> | 241 <b>30,08%</b> | 238 <b>29,65%</b> |
|               | 08h-14h | 145 <b>29,40%</b> | 154 <b>31,33%</b> | 129 <b>26,15%</b> | 94 <b>19,06%</b>  | 108 <b>22,01%</b> | 140 <b>28,47%</b> | 128 <b>26,07%</b> |



|                 |         |                   |                   |                   |                   |                   |                   |                   |
|-----------------|---------|-------------------|-------------------|-------------------|-------------------|-------------------|-------------------|-------------------|
| Media Laborales | 00h-24h | 167 <b>16,30%</b> | 203 <b>19,72%</b> | 196 <b>19,06%</b> | 285 <b>27,78%</b> | 215 <b>20,93%</b> | 213 <b>20,70%</b> | 213 <b>20,75%</b> |
|                 | 06h-22h | 123 <b>15,29%</b> | 164 <b>20,39%</b> | 157 <b>19,61%</b> | 220 <b>27,36%</b> | 170 <b>21,18%</b> | 173 <b>21,53%</b> | 168 <b>20,89%</b> |
|                 | 08h-14h | 60 <b>12,20%</b>  | 84 <b>17,11%</b>  | 74 <b>15,07%</b>  | 95 <b>19,32%</b>  | 83 <b>16,87%</b>  | 95 <b>19,41%</b>  | 82 <b>16,66%</b>  |



|              |         |                   |                   |                   |                   |                   |                   |                   |
|--------------|---------|-------------------|-------------------|-------------------|-------------------|-------------------|-------------------|-------------------|
| Media Diaria | 00h-24h | 191 <b>23,96%</b> | 232 <b>23,95%</b> | 218 <b>23,30%</b> | 309 <b>22,72%</b> | 251 <b>24,48%</b> | 243 <b>23,86%</b> | <b>241 23,71%</b> |
|              | 06h-22h | 144 <b>24,72%</b> | 188 <b>24,27%</b> | 176 <b>23,68%</b> | 237 <b>22,84%</b> | 200 <b>24,89%</b> | 198 <b>24,27%</b> | <b>190 24,11%</b> |
|              | 08h-14h | 72 <b>20,18%</b>  | 94 <b>18,96%</b>  | 82 <b>18,76%</b>  | 100 <b>17,74%</b> | 97 <b>19,73%</b>  | 108 <b>19,20%</b> | <b>92 19,09%</b>  |



|              |   |  |  |  |  |  |  |  |
|--------------|---|--|--|--|--|--|--|--|
| Coeficientes | N |  |  |  |  |  |  |  |
|              | L |  |  |  |  |  |  |  |
| Coeficiente  | S |  |  |  |  |  |  |  |

Los datos en color negro corresponden al total de vehículos y los datos en color azul corresponden a vehículos pesados (en %)





Castilla-La Mancha

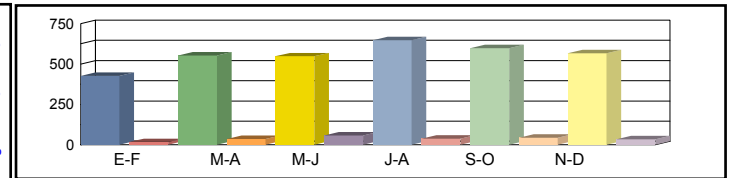
Consejería de Fomento

**Estación:** GU-16  
**Carretera:** CM-210 p.k. 113,10 **Provincia:** GUADALAJARA  
**Ubicación:** Molina de Aragón - Cillas  
**Año:** 2024  
**Tipo:** PRIMARIA

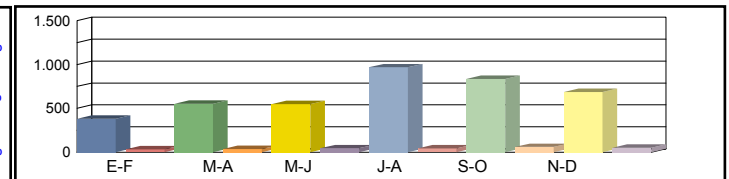
Dirección General de Carreteras

|  | Ene-Feb | Mar-Abr | May-Jun | Jul-Ago | Sep-Oct | Nov-Dic | IMD |
|--|---------|---------|---------|---------|---------|---------|-----|
|--|---------|---------|---------|---------|---------|---------|-----|

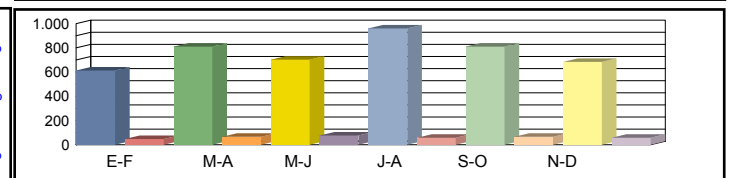
|                |         |                  |                  |                  |                  |                  |                  |                  |
|----------------|---------|------------------|------------------|------------------|------------------|------------------|------------------|------------------|
| Media Domingos | 00h-24h | 427 <b>3,98%</b> | 553 <b>6,15%</b> | 548 <b>9,49%</b> | 647 <b>5,72%</b> | 598 <b>6,86%</b> | 566 <b>5,83%</b> | 556 <b>6,34%</b> |
|                | 06h-22h | 344 <b>4,07%</b> | 472 <b>5,30%</b> | 493 <b>7,30%</b> | 597 <b>4,52%</b> | 539 <b>6,49%</b> | 517 <b>3,68%</b> | 494 <b>5,23%</b> |
|                | 08h-14h | 153 <b>5,23%</b> | 189 <b>3,17%</b> | 184 <b>6,52%</b> | 241 <b>4,98%</b> | 253 <b>8,30%</b> | 250 <b>2,40%</b> | 212 <b>5,10%</b> |



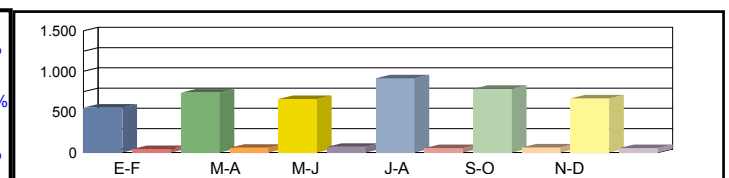
|               |         |                  |                  |                  |                  |                  |                  |                  |
|---------------|---------|------------------|------------------|------------------|------------------|------------------|------------------|------------------|
| Media Sábados | 00h-24h | 380 <b>7,89%</b> | 552 <b>5,98%</b> | 547 <b>7,68%</b> | 968 <b>4,44%</b> | 837 <b>6,69%</b> | 686 <b>6,71%</b> | 662 <b>6,56%</b> |
|               | 06h-22h | 303 <b>6,60%</b> | 523 <b>4,59%</b> | 479 <b>6,26%</b> | 936 <b>3,85%</b> | 772 <b>6,22%</b> | 651 <b>5,07%</b> | 611 <b>5,43%</b> |
|               | 08h-14h | 162 <b>5,56%</b> | 241 <b>3,73%</b> | 209 <b>4,31%</b> | 477 <b>2,94%</b> | 354 <b>7,34%</b> | 333 <b>3,90%</b> | 296 <b>4,63%</b> |



|                 |         |                  |                  |                  |                  |                  |                  |                  |
|-----------------|---------|------------------|------------------|------------------|------------------|------------------|------------------|------------------|
| Media Laborales | 00h-24h | 613 <b>7,34%</b> | 811 <b>7,52%</b> | 702 <b>9,83%</b> | 960 <b>5,73%</b> | 810 <b>7,65%</b> | 684 <b>7,89%</b> | 763 <b>7,66%</b> |
|                 | 06h-22h | 548 <b>6,20%</b> | 745 <b>6,04%</b> | 646 <b>8,82%</b> | 890 <b>4,83%</b> | 761 <b>6,44%</b> | 623 <b>5,94%</b> | 702 <b>6,38%</b> |
|                 | 08h-14h | 271 <b>5,54%</b> | 383 <b>4,44%</b> | 315 <b>6,67%</b> | 438 <b>5,02%</b> | 358 <b>5,59%</b> | 296 <b>5,41%</b> | 344 <b>5,44%</b> |



|              |         |                  |                  |                  |                  |                  |                  |                         |
|--------------|---------|------------------|------------------|------------------|------------------|------------------|------------------|-------------------------|
| Media Diaria | 00h-24h | 553 <b>7,05%</b> | 737 <b>7,19%</b> | 658 <b>9,57%</b> | 916 <b>5,46%</b> | 784 <b>7,40%</b> | 668 <b>7,49%</b> | <b>719</b> <b>7,36%</b> |
|              | 06h-22h | 484 <b>5,99%</b> | 674 <b>5,79%</b> | 600 <b>8,33%</b> | 855 <b>4,68%</b> | 731 <b>6,43%</b> | 612 <b>5,56%</b> | <b>659</b> <b>6,13%</b> |
|              | 08h-14h | 238 <b>5,46%</b> | 335 <b>4,18%</b> | 281 <b>6,41%</b> | 415 <b>4,58%</b> | 342 <b>6,14%</b> | 294 <b>4,76%</b> | <b>318</b> <b>5,25%</b> |



|              |   |         |         |         |         |         |         |         |
|--------------|---|---------|---------|---------|---------|---------|---------|---------|
| Coeficientes | N | 1,11861 | 1,08859 | 1,08669 | 1,07865 | 1,06439 | 1,09791 |         |
|              | L | 1,24470 | 0,94081 | 1,08689 | 0,79479 | 0,94198 | 1,11550 |         |
| Coeficiente  | S |         |         |         |         |         |         | 0,94233 |

Los datos en color negro corresponden al total de vehículos y los datos en color azul corresponden a vehículos pesados (en %)



Castilla-La Mancha

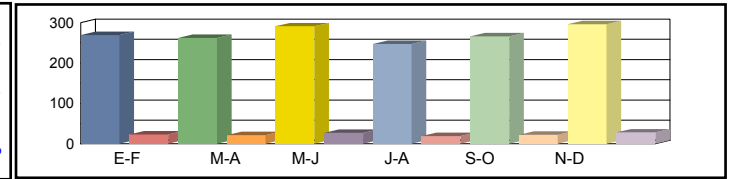
Consejería de Fomento

**Estación:** GU-16a  
**Carretera:** CM-2122 p.k. 5,00 **Provincia:** GUADALAJARA  
**Ubicación:** Cillas - Límite Provincia con Zaragoza  
**Año:** 2024  
**Tipo:** COBERTURA

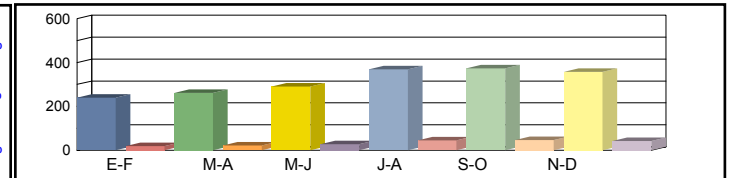
Dirección General de Carreteras

|  | Ene-Feb | Mar-Abr | May-Jun | Jul-Ago | Sep-Oct | Nov-Dic | IMD |
|--|---------|---------|---------|---------|---------|---------|-----|
|--|---------|---------|---------|---------|---------|---------|-----|

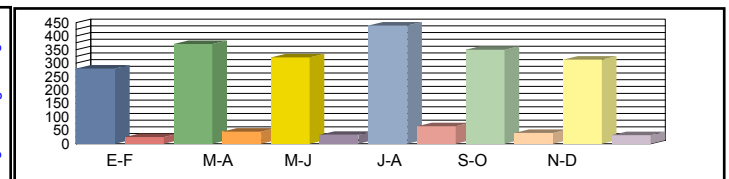
|                |         |                  |                  |                  |                  |                  |                  |                  |
|----------------|---------|------------------|------------------|------------------|------------------|------------------|------------------|------------------|
| Media Domingos | 00h-24h | 269 <b>7,96%</b> | 262 <b>7,74%</b> | 291 <b>8,59%</b> | 247 <b>7,29%</b> | 266 <b>7,87%</b> | 296 <b>8,74%</b> | 272 <b>8,03%</b> |
|                | 06h-22h | 203 <b>5,47%</b> | 200 <b>5,39%</b> | 235 <b>6,32%</b> | 200 <b>5,37%</b> | 211 <b>5,67%</b> | 242 <b>6,50%</b> | 215 <b>5,79%</b> |
|                | 08h-14h | 128 <b>1,94%</b> | 112 <b>1,70%</b> | 130 <b>1,97%</b> | 116 <b>1,75%</b> | 147 <b>2,23%</b> | 169 <b>2,56%</b> | 134 <b>2,03%</b> |



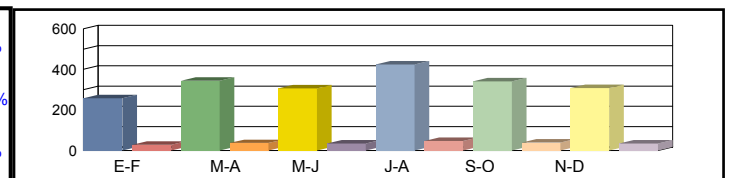
|               |         |                  |                  |                  |                   |                   |                   |                  |
|---------------|---------|------------------|------------------|------------------|-------------------|-------------------|-------------------|------------------|
| Media Sábados | 00h-24h | 240 <b>7,09%</b> | 261 <b>7,73%</b> | 290 <b>8,58%</b> | 369 <b>10,90%</b> | 373 <b>11,01%</b> | 358 <b>10,59%</b> | 315 <b>9,32%</b> |
|               | 06h-22h | 179 <b>4,82%</b> | 222 <b>5,97%</b> | 228 <b>6,14%</b> | 313 <b>8,42%</b>  | 302 <b>8,12%</b>  | 304 <b>8,18%</b>  | 258 <b>6,94%</b> |
|               | 08h-14h | 135 <b>2,05%</b> | 143 <b>2,17%</b> | 148 <b>2,24%</b> | 229 <b>3,47%</b>  | 206 <b>3,12%</b>  | 225 <b>3,42%</b>  | 181 <b>2,74%</b> |



|                 |         |                  |                   |                  |                   |                   |                  |                   |
|-----------------|---------|------------------|-------------------|------------------|-------------------|-------------------|------------------|-------------------|
| Media Laborales | 00h-24h | 280 <b>8,29%</b> | 371 <b>10,96%</b> | 321 <b>9,49%</b> | 439 <b>12,98%</b> | 349 <b>10,32%</b> | 313 <b>9,25%</b> | 346 <b>10,21%</b> |
|                 | 06h-22h | 223 <b>6,00%</b> | 304 <b>8,16%</b>  | 263 <b>7,08%</b> | 363 <b>9,75%</b>  | 286 <b>7,69%</b>  | 254 <b>6,83%</b> | 282 <b>7,59%</b>  |
|                 | 08h-14h | 157 <b>2,38%</b> | 222 <b>3,36%</b>  | 182 <b>2,76%</b> | 253 <b>3,84%</b>  | 199 <b>3,02%</b>  | 171 <b>2,59%</b> | 197 <b>2,99%</b>  |



|              |         |                  |                  |                  |                  |                   |                   |                         |
|--------------|---------|------------------|------------------|------------------|------------------|-------------------|-------------------|-------------------------|
| Media Diaria | 00h-24h | 258 <b>9,52%</b> | 344 <b>9,58%</b> | 306 <b>9,82%</b> | 424 <b>9,97%</b> | 341 <b>10,07%</b> | 307 <b>10,13%</b> | <b>330</b> <b>9,85%</b> |
|              | 06h-22h | 202 <b>6,96%</b> | 281 <b>7,12%</b> | 249 <b>7,27%</b> | 352 <b>7,46%</b> | 278 <b>7,47%</b>  | 251 <b>7,59%</b>  | <b>269</b> <b>7,31%</b> |
|              | 08h-14h | 142 <b>2,72%</b> | 199 <b>2,71%</b> | 166 <b>2,76%</b> | 243 <b>2,90%</b> | 193 <b>2,92%</b>  | 171 <b>3,01%</b>  | <b>186</b> <b>2,84%</b> |



|              |   |  |  |  |  |  |  |  |
|--------------|---|--|--|--|--|--|--|--|
| Coeficientes | N |  |  |  |  |  |  |  |
|              | L |  |  |  |  |  |  |  |
| Coeficiente  | S |  |  |  |  |  |  |  |

Los datos en color negro corresponden al total de vehículos y los datos en color azul corresponden a vehículos pesados (en %)



**Castilla-La Mancha**

Consejería de Fomento

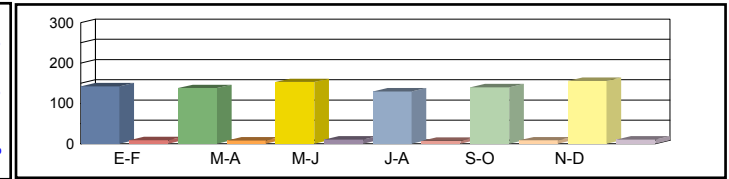
**Estación:** GU-16b  
**Carretera:** CM-210 p.k. 119,00 **Provincia:** GUADALAJARA  
**Ubicación:** Cillas - Milmarcos  
**Año:** 2024  
**Tipo:** COBERTURA

**Dirección General de Carreteras**

| Ene-Feb | Mar-Abr | May-Jun | Jul-Ago | Sep-Oct | Nov-Dic | IMD |
|---------|---------|---------|---------|---------|---------|-----|
|---------|---------|---------|---------|---------|---------|-----|

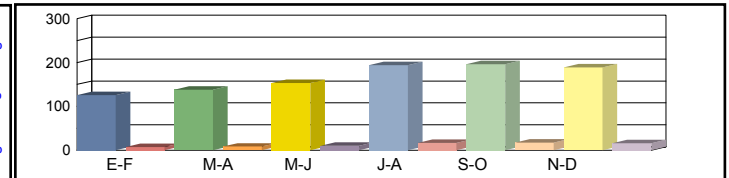
Media 00h-24h  
 Domingos 06h-22h  
 08h-14h

|     |       |     |       |     |       |     |       |     |       |     |       |     |       |
|-----|-------|-----|-------|-----|-------|-----|-------|-----|-------|-----|-------|-----|-------|
| 142 | 5,88% | 138 | 5,71% | 153 | 6,34% | 130 | 5,37% | 140 | 5,80% | 156 | 6,45% | 143 | 5,92% |
| 116 | 5,23% | 114 | 5,16% | 134 | 6,05% | 114 | 5,14% | 120 | 5,43% | 138 | 6,22% | 123 | 5,54% |
| 48  | 2,57% | 42  | 2,26% | 49  | 2,62% | 44  | 2,32% | 55  | 2,96% | 64  | 3,40% | 50  | 2,69% |



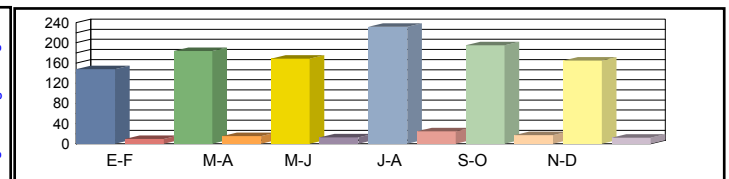
Media 00h-24h  
 Sábados 06h-22h  
 08h-14h

|     |       |     |       |     |       |     |       |     |       |     |       |     |       |
|-----|-------|-----|-------|-----|-------|-----|-------|-----|-------|-----|-------|-----|-------|
| 126 | 5,23% | 138 | 5,70% | 153 | 6,33% | 194 | 8,04% | 196 | 8,12% | 189 | 7,81% | 166 | 6,87% |
| 102 | 4,61% | 126 | 5,71% | 130 | 5,88% | 178 | 8,06% | 172 | 7,77% | 173 | 7,83% | 147 | 6,64% |
| 51  | 2,72% | 54  | 2,88% | 56  | 2,98% | 86  | 4,60% | 78  | 4,14% | 85  | 4,53% | 68  | 3,64% |



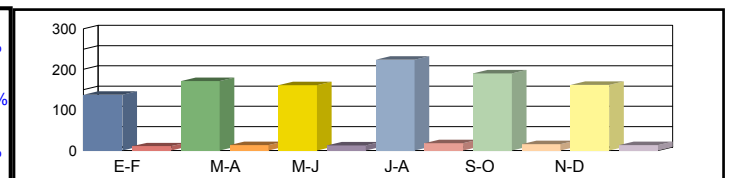
Media 00h-24h  
 Laborales 06h-22h  
 08h-14h

|     |       |     |       |     |       |     |       |     |       |     |       |     |       |
|-----|-------|-----|-------|-----|-------|-----|-------|-----|-------|-----|-------|-----|-------|
| 148 | 6,11% | 184 | 7,61% | 169 | 7,00% | 232 | 9,57% | 195 | 8,08% | 165 | 6,82% | 182 | 7,53% |
| 127 | 5,75% | 163 | 7,36% | 150 | 6,77% | 207 | 9,33% | 177 | 7,98% | 145 | 6,53% | 162 | 7,29% |
| 59  | 3,15% | 75  | 4,00% | 69  | 3,66% | 95  | 5,09% | 78  | 4,16% | 65  | 3,44% | 74  | 3,92% |



Media 00h-24h  
 Diaria 06h-22h  
 08h-14h

|     |       |     |       |     |       |     |       |     |       |     |       |     |       |
|-----|-------|-----|-------|-----|-------|-----|-------|-----|-------|-----|-------|-----|-------|
| 137 | 7,02% | 171 | 7,06% | 161 | 7,24% | 224 | 7,35% | 190 | 7,42% | 162 | 7,47% | 174 | 7,26% |
| 115 | 6,66% | 151 | 6,81% | 142 | 6,96% | 201 | 7,14% | 172 | 7,14% | 143 | 7,27% | 154 | 7,00% |
| 53  | 3,61% | 67  | 3,59% | 63  | 3,66% | 91  | 3,85% | 75  | 3,87% | 65  | 3,99% | 69  | 3,76% |



Coeficientes N  
 L  
 Coeficiente S

|  |  |  |  |  |  |  |
|--|--|--|--|--|--|--|
|  |  |  |  |  |  |  |
|  |  |  |  |  |  |  |

Los datos en color negro corresponden al total de vehículos y los datos en color azul corresponden a vehículos pesados (en %)



**Castilla-La Mancha**

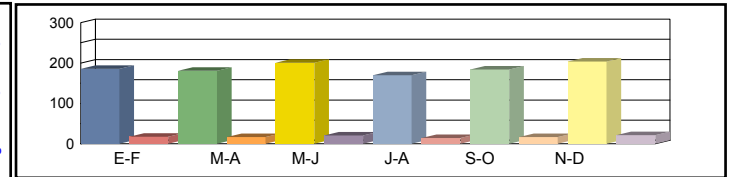
Consejería de Fomento

**Estación:** GU-16d  
**Carretera:** CM-210 p.k. 131,00 **Provincia:** GUADALAJARA  
**Ubicación:** Milmarcos - Límite Provinica de Zaragoza  
**Año:** 2024  
**Tipo:** COBERTURA

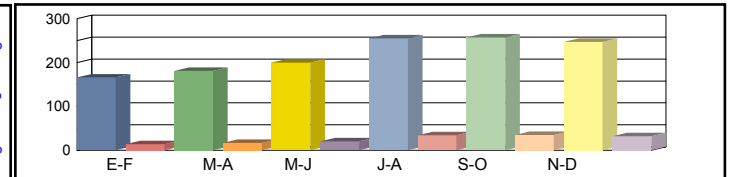
**Dirección General de Carreteras**

| Ene-Feb | Mar-Abr | May-Jun | Jul-Ago | Sep-Oct | Nov-Dic | IMD |
|---------|---------|---------|---------|---------|---------|-----|
|---------|---------|---------|---------|---------|---------|-----|

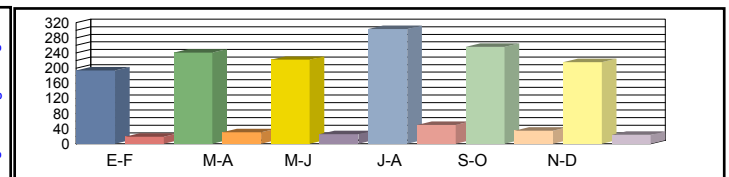
|                |         |                  |                  |                  |                  |                  |                  |                  |
|----------------|---------|------------------|------------------|------------------|------------------|------------------|------------------|------------------|
| Media Domingos | 00h-24h | 186 <b>8,65%</b> | 181 <b>8,41%</b> | 201 <b>9,33%</b> | 170 <b>7,91%</b> | 184 <b>8,55%</b> | 204 <b>9,49%</b> | 188 <b>8,72%</b> |
|                | 06h-22h | 154 <b>5,57%</b> | 152 <b>5,49%</b> | 178 <b>6,44%</b> | 152 <b>5,47%</b> | 160 <b>5,78%</b> | 183 <b>6,62%</b> | 163 <b>5,89%</b> |
|                | 08h-14h | 73 <b>6,26%</b>  | 64 <b>5,49%</b>  | 74 <b>6,37%</b>  | 66 <b>5,65%</b>  | 84 <b>7,20%</b>  | 96 <b>8,28%</b>  | 76 <b>6,54%</b>  |



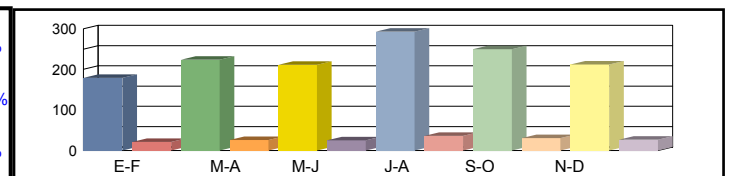
|               |         |                  |                  |                  |                   |                   |                   |                   |
|---------------|---------|------------------|------------------|------------------|-------------------|-------------------|-------------------|-------------------|
| Media Sábados | 00h-24h | 166 <b>7,70%</b> | 181 <b>8,39%</b> | 200 <b>9,31%</b> | 255 <b>11,84%</b> | 257 <b>11,96%</b> | 247 <b>11,51%</b> | 218 <b>10,12%</b> |
|               | 06h-22h | 136 <b>4,90%</b> | 168 <b>6,08%</b> | 173 <b>6,25%</b> | 238 <b>8,58%</b>  | 229 <b>8,27%</b>  | 231 <b>8,33%</b>  | 196 <b>7,07%</b>  |
|               | 08h-14h | 77 <b>6,63%</b>  | 81 <b>7,00%</b>  | 84 <b>7,24%</b>  | 130 <b>11,19%</b> | 117 <b>10,08%</b> | 128 <b>11,03%</b> | 103 <b>8,86%</b>  |



|                 |         |                  |                   |                   |                   |                   |                   |                   |
|-----------------|---------|------------------|-------------------|-------------------|-------------------|-------------------|-------------------|-------------------|
| Media Laborales | 00h-24h | 194 <b>9,00%</b> | 241 <b>11,20%</b> | 222 <b>10,31%</b> | 303 <b>14,10%</b> | 256 <b>11,89%</b> | 216 <b>10,04%</b> | 239 <b>11,09%</b> |
|                 | 06h-22h | 169 <b>6,12%</b> | 217 <b>7,83%</b>  | 200 <b>7,21%</b>  | 275 <b>9,93%</b>  | 235 <b>8,49%</b>  | 193 <b>6,95%</b>  | 215 <b>7,76%</b>  |
|                 | 08h-14h | 89 <b>7,67%</b>  | 113 <b>9,73%</b>  | 103 <b>8,91%</b>  | 144 <b>12,39%</b> | 118 <b>10,13%</b> | 97 <b>8,38%</b>   | 111 <b>9,54%</b>  |



|              |         |                   |                   |                   |                   |                   |                   |                   |
|--------------|---------|-------------------|-------------------|-------------------|-------------------|-------------------|-------------------|-------------------|
| Media Diaria | 00h-24h | 179 <b>10,34%</b> | 224 <b>10,40%</b> | 211 <b>10,67%</b> | 293 <b>10,82%</b> | 250 <b>10,93%</b> | 212 <b>11,00%</b> | <b>228 10,69%</b> |
|              | 06h-22h | 153 <b>7,09%</b>  | 201 <b>7,25%</b>  | 189 <b>7,41%</b>  | 267 <b>7,60%</b>  | 228 <b>7,60%</b>  | 190 <b>7,73%</b>  | <b>205 7,45%</b>  |
|              | 08h-14h | 80 <b>8,79%</b>   | 101 <b>8,74%</b>  | 94 <b>8,90%</b>   | 138 <b>9,36%</b>  | 114 <b>9,42%</b>  | 97 <b>9,71%</b>   | <b>104 9,15%</b>  |



|              |   |  |  |  |  |  |  |  |
|--------------|---|--|--|--|--|--|--|--|
| Coeficientes | N |  |  |  |  |  |  |  |
|              | L |  |  |  |  |  |  |  |
| Coeficiente  | S |  |  |  |  |  |  |  |

Los datos en color negro corresponden al total de vehículos y los datos en color azul corresponden a vehículos pesados (en %)



Castilla-La Mancha

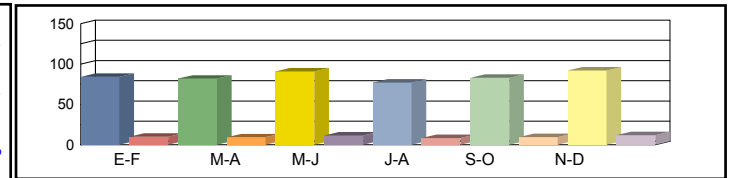
Consejería de Fomento

**Estación:** GU-16I  
**Carretera:** CM-2107 p.k. 27,00 **Provincia:** GUADALAJARA  
**Ubicación:** Turmiel - Milmarcos  
**Año:** 2024  
**Tipo:** COBERTURA

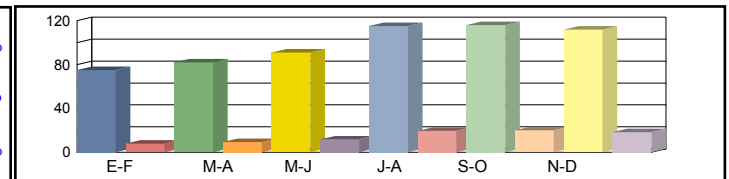
Dirección General de Carreteras

|  | Ene-Feb | Mar-Abr | May-Jun | Jul-Ago | Sep-Oct | Nov-Dic | IMD |
|--|---------|---------|---------|---------|---------|---------|-----|
|--|---------|---------|---------|---------|---------|---------|-----|

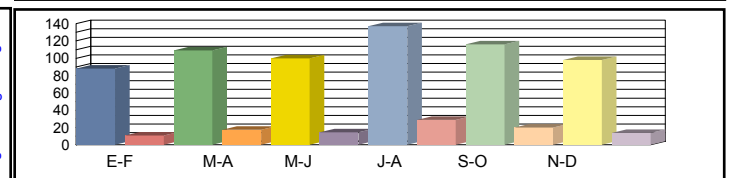
|          |         |           |           |           |           |           |           |           |
|----------|---------|-----------|-----------|-----------|-----------|-----------|-----------|-----------|
| Media    | 00h-24h | 84 10,63% | 82 10,33% | 91 11,46% | 77 9,72%  | 83 10,50% | 92 11,66% | 85 10,71% |
| Domingos | 06h-22h | 60 12,54% | 60 12,36% | 70 14,50% | 59 12,32% | 63 13,01% | 72 14,91% | 64 13,27% |
|          | 08h-14h | 15 8,39%  | 13 7,36%  | 15 8,54%  | 13 7,57%  | 17 9,65%  | 20 11,09% | 16 8,77%  |



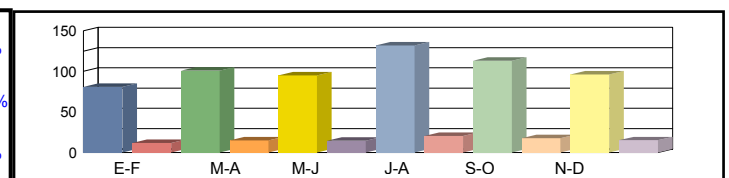
|         |         |           |           |           |            |            |            |           |
|---------|---------|-----------|-----------|-----------|------------|------------|------------|-----------|
| Media   | 00h-24h | 75 9,46%  | 82 10,31% | 91 11,44% | 115 14,54% | 116 14,69% | 112 14,13% | 98 12,43% |
| Sábados | 06h-22h | 53 11,05% | 66 13,69% | 68 14,09% | 93 19,32%  | 90 18,64%  | 90 18,77%  | 77 15,93% |
|         | 08h-14h | 16 8,88%  | 17 9,38%  | 17 9,70%  | 26 14,99%  | 24 13,50%  | 26 14,77%  | 21 11,87% |



|           |         |           |            |            |            |            |           |            |
|-----------|---------|-----------|------------|------------|------------|------------|-----------|------------|
| Media     | 00h-24h | 88 11,06% | 109 13,76% | 100 12,66% | 137 17,31% | 116 14,61% | 98 12,34% | 108 13,62% |
| Laborales | 06h-22h | 66 13,78% | 85 17,65%  | 78 16,24%  | 108 22,37% | 92 19,13%  | 75 15,66% | 84 17,47%  |
|           | 08h-14h | 18 10,28% | 23 13,04%  | 21 11,94%  | 29 16,61%  | 24 13,57%  | 20 11,22% | 22 12,78%  |



|        |         |           |            |           |            |            |           |            |
|--------|---------|-----------|------------|-----------|------------|------------|-----------|------------|
| Media  | 00h-24h | 81 12,70% | 101 12,78% | 95 13,10% | 132 13,30% | 113 13,43% | 96 13,51% | 103 13,14% |
| Diaria | 06h-22h | 60 15,98% | 79 16,33%  | 74 16,69% | 105 17,13% | 89 17,13%  | 74 17,42% | 80 16,78%  |
|        | 08h-14h | 16 11,78% | 21 11,71%  | 19 11,92% | 28 12,54%  | 23 12,62%  | 20 13,01% | 21 12,27%  |



|              |   |  |  |  |  |  |  |
|--------------|---|--|--|--|--|--|--|
| Coeficientes | N |  |  |  |  |  |  |
|              | L |  |  |  |  |  |  |
| Coeficiente  | S |  |  |  |  |  |  |

Los datos en color negro corresponden al total de vehículos y los datos en color azul corresponden a vehículos pesados (en %)



Castilla-La Mancha

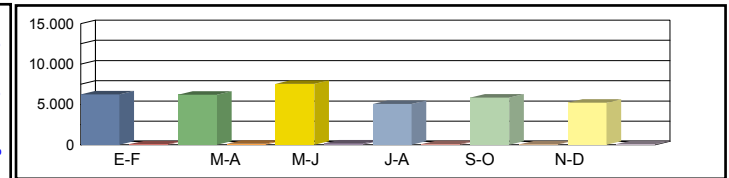
Consejería de Fomento

**Estación:** GU-17a  
**Carretera:** CM-1007 p.k. 2,26 **Provincia:** GUADALAJARA  
**Ubicación:** Guadalajara - Cabanillas del Campo  
**Año:** 2024  
**Tipo:** PRIMARIA

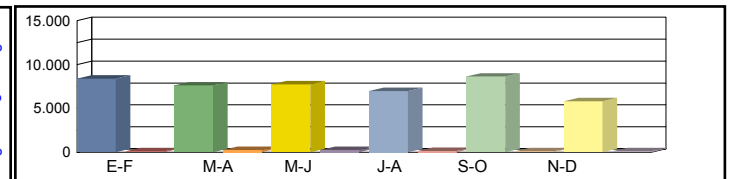
Dirección General de Carreteras

| Ene-Feb | Mar-Abr | May-Jun | Jul-Ago | Sep-Oct | Nov-Dic | IMD |
|---------|---------|---------|---------|---------|---------|-----|
|---------|---------|---------|---------|---------|---------|-----|

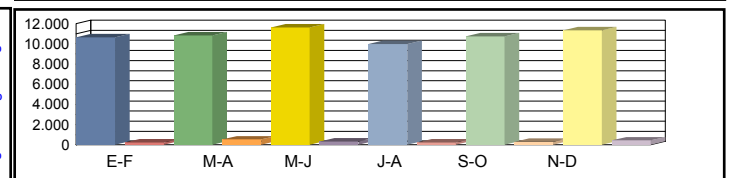
|          |         |       |       |       |       |       |       |       |       |       |       |       |       |       |       |
|----------|---------|-------|-------|-------|-------|-------|-------|-------|-------|-------|-------|-------|-------|-------|-------|
| Media    | 00h-24h | 6.264 | 1,21% | 6.225 | 2,09% | 7.567 | 2,42% | 5.052 | 1,86% | 5.858 | 1,01% | 5.217 | 1,71% | 6.030 | 1,72% |
| Domingos | 06h-22h | 5.404 | 0,63% | 5.265 | 1,98% | 6.091 | 2,48% | 3.987 | 1,71% | 4.857 | 0,89% | 4.098 | 1,85% | 4.950 | 1,59% |
|          | 08h-14h | 2.169 | 0,37% | 2.491 | 1,08% | 2.035 | 2,11% | 959   | 3,02% | 1.601 | 1,44% | 1.320 | 1,89% | 1.762 | 1,65% |



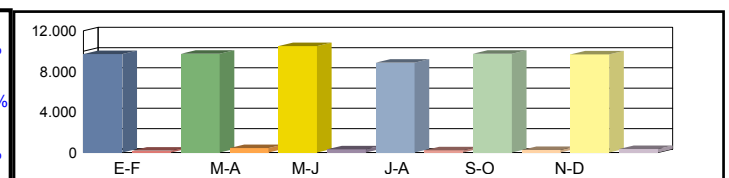
|         |         |       |       |       |       |       |       |       |       |       |       |       |       |       |       |
|---------|---------|-------|-------|-------|-------|-------|-------|-------|-------|-------|-------|-------|-------|-------|-------|
| Media   | 00h-24h | 8.407 | 1,26% | 7.609 | 3,04% | 7.743 | 3,14% | 6.987 | 1,87% | 8.626 | 1,15% | 5.828 | 1,97% | 7.533 | 2,07% |
| Sábados | 06h-22h | 7.157 | 0,92% | 6.607 | 3,09% | 6.711 | 2,89% | 5.906 | 1,78% | 7.128 | 1,15% | 4.936 | 2,11% | 6.408 | 1,99% |
|         | 08h-14h | 2.739 | 0,84% | 3.255 | 3,69% | 3.246 | 2,53% | 2.265 | 3,00% | 3.591 | 1,17% | 2.129 | 2,30% | 2.871 | 2,25% |



|           |         |        |       |        |       |        |       |       |       |        |       |        |       |        |       |
|-----------|---------|--------|-------|--------|-------|--------|-------|-------|-------|--------|-------|--------|-------|--------|-------|
| Media     | 00h-24h | 10.637 | 2,10% | 10.846 | 4,67% | 11.637 | 2,78% | 9.987 | 2,31% | 10.741 | 2,74% | 11.337 | 3,71% | 10.864 | 3,05% |
| Laborales | 06h-22h | 10.060 | 1,94% | 10.238 | 4,63% | 10.823 | 2,71% | 8.971 | 2,25% | 9.896  | 2,72% | 10.511 | 3,79% | 10.083 | 3,01% |
|           | 08h-14h | 3.762  | 2,55% | 4.062  | 5,42% | 3.549  | 3,66% | 3.539 | 2,57% | 3.677  | 3,26% | 3.916  | 4,39% | 3.751  | 3,64% |



|        |         |       |       |       |       |        |       |       |       |       |       |       |       |              |       |
|--------|---------|-------|-------|-------|-------|--------|-------|-------|-------|-------|-------|-------|-------|--------------|-------|
| Media  | 00h-24h | 9.693 | 1,91% | 9.724 | 4,26% | 10.500 | 2,78% | 8.853 | 2,23% | 9.740 | 2,38% | 9.676 | 3,41% | <b>9.698</b> | 2,83% |
| Diaria | 06h-22h | 8.980 | 1,70% | 9.009 | 4,25% | 9.560  | 2,71% | 7.821 | 2,16% | 8.781 | 2,39% | 8.798 | 3,52% | <b>8.825</b> | 2,79% |
|        | 08h-14h | 3.388 | 2,15% | 3.722 | 4,78% | 3.290  | 3,37% | 2.988 | 2,64% | 3.368 | 2,82% | 3.291 | 4,07% | <b>3.341</b> | 3,31% |



|              |   |         |         |         |         |         |         |
|--------------|---|---------|---------|---------|---------|---------|---------|
| Coeficientes | N | 1,05736 | 1,05939 | 1,07521 | 1,11325 | 1,08539 | 1,07858 |
|              | L | 1,02134 | 1,00166 | 0,93357 | 1,08781 | 1,01145 | 0,95828 |
| Coeficiente  | S |         |         |         |         |         | 0,89263 |

Los datos en color negro corresponden al total de vehículos y los datos en color azul corresponden a vehículos pesados (en %)



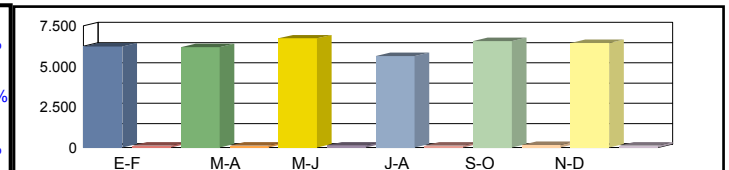
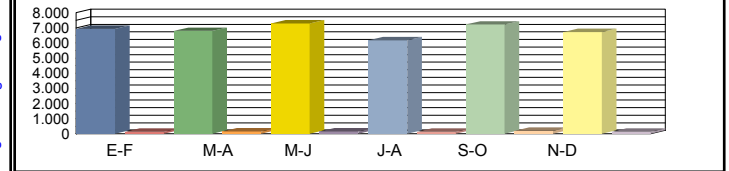
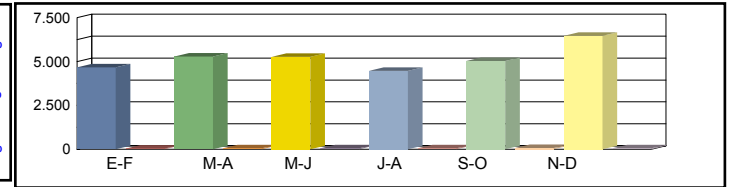
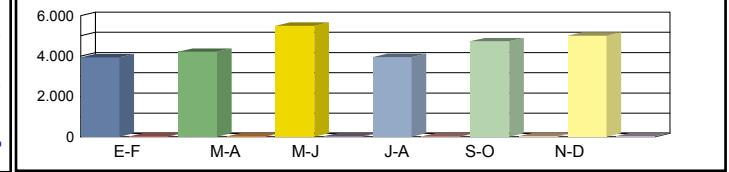
Castilla-La Mancha

Consejería de Fomento

Estación: GU-17c  
 Carretera: CM-2004 p.k. 6,40 Provincia: GUADALAJARA  
 Ubicación: Guadalajara - Chiloeches  
 Año: 2024  
 Tipo: PERMANENTE

Dirección General de Carreteras

| Ene-Feb | Mar-Abr | May-Jun | Jul-Ago | Sep-Oct | Nov-Dic | IMD |
|---------|---------|---------|---------|---------|---------|-----|
|---------|---------|---------|---------|---------|---------|-----|



|                  |       |       |
|------------------|-------|-------|
| Media 00h-24h    | 3.936 | 0,71% |
| Domingos 06h-22h | 3.494 | 0,74% |
| 08h-14h          | 1.342 | 1,12% |

|                 |       |       |
|-----------------|-------|-------|
| Media 00h-24h   | 4.669 | 0,92% |
| Sábados 06h-22h | 4.157 | 0,96% |
| 08h-14h         | 1.724 | 1,39% |

|                   |       |       |
|-------------------|-------|-------|
| Media 00h-24h     | 6.933 | 2,00% |
| Laborales 06h-22h | 6.431 | 2,15% |
| 08h-14h           | 2.407 | 3,24% |

|                |       |       |
|----------------|-------|-------|
| Media 00h-24h  | 6.219 | 1,78% |
| Diaria 06h-22h | 5.724 | 1,90% |
| 08h-14h        | 2.170 | 2,86% |

|              |   |         |         |         |         |         |         |
|--------------|---|---------|---------|---------|---------|---------|---------|
| Coeficientes | N | 1,07806 | 1,08413 | 1,10593 | 1,30861 | 1,27759 | 1,17502 |
|              | L | 0,98861 | 1,00928 | 0,94058 | 1,11014 | 0,95036 | 1,01888 |

|             |   |         |
|-------------|---|---------|
| Coeficiente | S | 0,91759 |
|-------------|---|---------|

Los datos en color negro corresponden al total de vehículos y los datos en color azul corresponden a vehículos pesados (en %)



Castilla-La Mancha

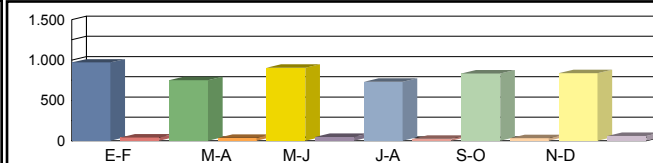
Consejería de Fomento

**Estación:** GU-17g  
**Carretera:** CM-1007 p.k. 5,70 **Provincia:** GUADALAJARA  
**Ubicación:** Cabanillas del Campo - Int. N-320  
**Año:** 2024  
**Tipo:** PRIMARIA

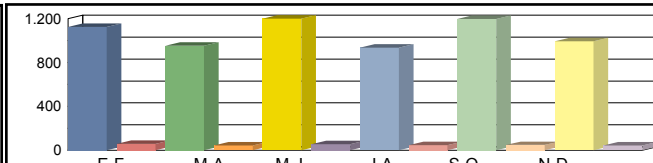
Dirección General de Carreteras

|  | Ene-Feb | Mar-Abr | May-Jun | Jul-Ago | Sep-Oct | Nov-Dic | IMD |
|--|---------|---------|---------|---------|---------|---------|-----|
|--|---------|---------|---------|---------|---------|---------|-----|

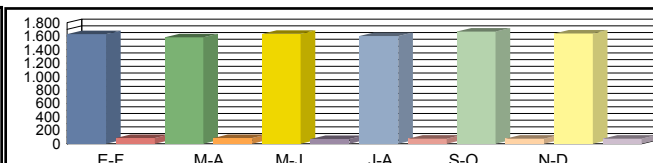
|                |         |           |           |           |           |           |           |           |
|----------------|---------|-----------|-----------|-----------|-----------|-----------|-----------|-----------|
| Media Domingos | 00h-24h | 970 4,12% | 751 4,93% | 903 5,20% | 733 3,14% | 835 3,83% | 837 6,93% | 838 4,69% |
|                | 06h-22h | 883 3,40% | 667 4,65% | 830 3,49% | 649 2,47% | 719 3,06% | 722 6,23% | 745 3,88% |
|                | 08h-14h | 364 3,57% | 283 5,30% | 276 1,81% | 253 1,98% | 250 4,00% | 258 5,43% | 281 3,68% |



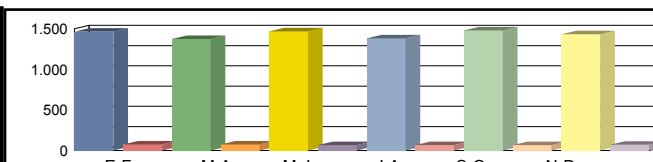
|               |         |             |           |             |           |             |           |             |
|---------------|---------|-------------|-----------|-------------|-----------|-------------|-----------|-------------|
| Media Sábados | 00h-24h | 1.124 4,89% | 952 4,41% | 1.200 4,33% | 936 4,70% | 1.196 3,85% | 994 4,23% | 1.067 4,40% |
|               | 06h-22h | 976 4,61%   | 810 3,58% | 1.099 3,00% | 795 4,03% | 1.063 3,76% | 850 4,00% | 932 3,83%   |
|               | 08h-14h | 465 5,16%   | 368 2,99% | 462 3,90%   | 365 4,11% | 487 3,49%   | 353 5,38% | 417 4,17%   |



|                 |         |             |             |             |             |             |             |             |
|-----------------|---------|-------------|-------------|-------------|-------------|-------------|-------------|-------------|
| Media Laborales | 00h-24h | 1.631 4,97% | 1.582 5,18% | 1.636 4,16% | 1.603 4,62% | 1.667 4,38% | 1.640 4,45% | 1.626 4,63% |
|                 | 06h-22h | 1.490 4,83% | 1.436 4,81% | 1.516 3,56% | 1.438 4,45% | 1.525 4,26% | 1.508 4,18% | 1.486 4,35% |
|                 | 08h-14h | 572 6,82%   | 553 6,51%   | 550 4,55%   | 529 5,67%   | 625 5,28%   | 601 5,49%   | 572 5,72%   |



|              |         |             |             |             |             |             |             |             |
|--------------|---------|-------------|-------------|-------------|-------------|-------------|-------------|-------------|
| Media Diaria | 00h-24h | 1.464 4,85% | 1.373 5,10% | 1.469 4,29% | 1.383 4,48% | 1.481 4,25% | 1.433 4,61% | 1.434 4,60% |
|              | 06h-22h | 1.330 4,66% | 1.237 4,69% | 1.359 3,53% | 1.233 4,22% | 1.344 4,09% | 1.302 4,30% | 1.301 4,25% |
|              | 08h-14h | 527 6,26%   | 487 5,95%   | 498 4,22%   | 466 5,15%   | 551 4,90%   | 516 5,43%   | 508 5,32%   |



|              |   |         |         |         |         |         |         |         |
|--------------|---|---------|---------|---------|---------|---------|---------|---------|
| Coeficientes | N | 1,09463 | 1,10167 | 1,07916 | 1,11474 | 1,09311 | 1,08753 |         |
|              | L | 0,99693 | 1,02781 | 0,99389 | 1,01435 | 0,97540 | 0,99146 |         |
| Coeficiente  | S |         |         |         |         |         |         | 0,88166 |

Los datos en color negro corresponden al total de vehículos y los datos en color azul corresponden a vehículos pesados (en %)





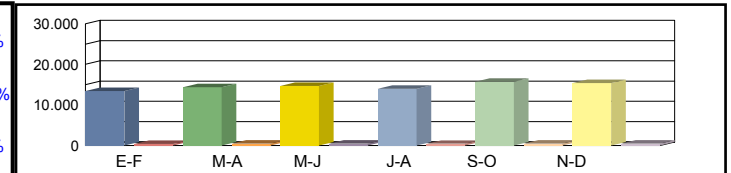
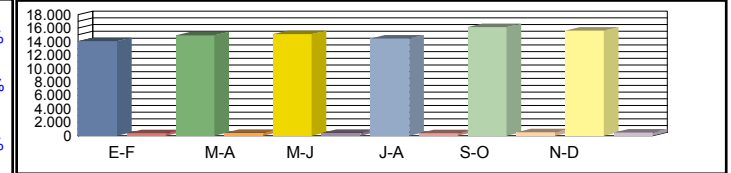
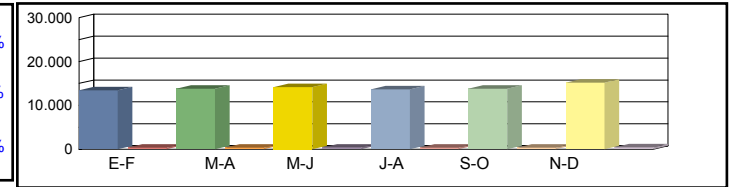
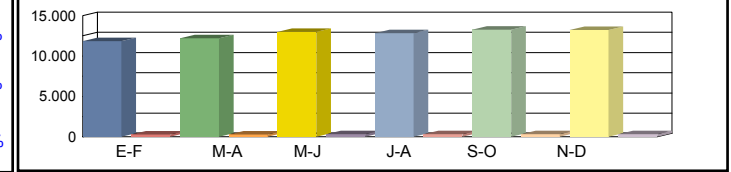
Castilla-La Mancha

Consejería de Fomento

**Estación:** GU-17h  
**Carretera:** CM-1002 p.k. 2,00 **Provincia:** GUADALAJARA  
**Ubicación:** Guadalajara - Marchamalo  
**Año:** 2024  
**Tipo:** COBERTURA

Dirección General de Carreteras

|  | Ene-Feb | Mar-Abr | May-Jun | Jul-Ago | Sep-Oct | Nov-Dic | IMD |
|--|---------|---------|---------|---------|---------|---------|-----|
|--|---------|---------|---------|---------|---------|---------|-----|



|              |   |  |  |  |  |  |  |
|--------------|---|--|--|--|--|--|--|
| Coeficientes | N |  |  |  |  |  |  |
|              | L |  |  |  |  |  |  |
| Coeficiente  | S |  |  |  |  |  |  |

Los datos en color negro corresponden al total de vehículos y los datos en color azul corresponden a vehículos pesados (en %)



**Castilla-La Mancha**

Consejería de Fomento

**Estación:** GU-17u  
**Carretera:** CM-101 p.k. 7,00 **Provincia:** GUADALAJARA  
**Ubicación:** Guadalajara - Fontanar  
**Año:** 2024  
**Tipo:** COBERTURA

**Dirección General de Carreteras**

| Ene-Feb | Mar-Abr | May-Jun | Jul-Ago | Sep-Oct | Nov-Dic | IMD |
|---------|---------|---------|---------|---------|---------|-----|
|---------|---------|---------|---------|---------|---------|-----|

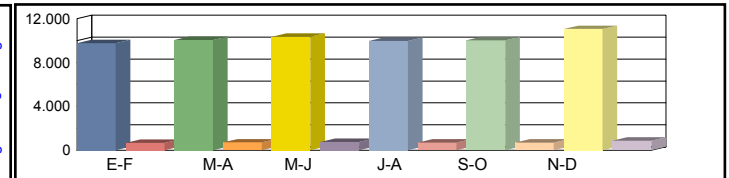
Media 00h-24h  
 Domingos 06h-22h  
 08h-14h

|       |        |       |        |       |        |       |        |       |        |       |        |       |        |
|-------|--------|-------|--------|-------|--------|-------|--------|-------|--------|-------|--------|-------|--------|
| 8.628 | 5,67%  | 8.880 | 5,83%  | 9.443 | 6,20%  | 9.353 | 6,15%  | 9.654 | 6,34%  | 9.626 | 6,32%  | 9.264 | 6,09%  |
| 7.883 | 5,76%  | 8.350 | 6,10%  | 8.911 | 6,51%  | 8.081 | 5,90%  | 8.736 | 6,38%  | 8.701 | 6,35%  | 8.444 | 6,17%  |
| 2.527 | 10,29% | 2.733 | 11,13% | 2.813 | 11,45% | 2.467 | 10,04% | 2.583 | 10,52% | 2.923 | 11,90% | 2.674 | 10,89% |



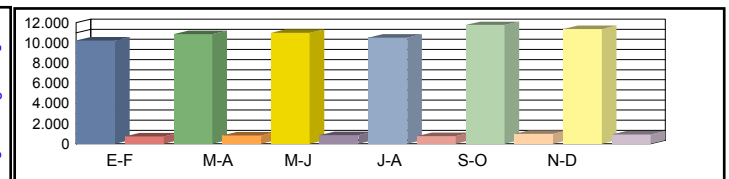
Media 00h-24h  
 Sábados 06h-22h  
 08h-14h

|       |        |        |        |        |        |       |        |        |        |        |        |        |        |
|-------|--------|--------|--------|--------|--------|-------|--------|--------|--------|--------|--------|--------|--------|
| 9.758 | 6,41%  | 10.065 | 6,61%  | 10.333 | 6,79%  | 9.962 | 6,55%  | 10.034 | 6,59%  | 11.056 | 7,26%  | 10.201 | 6,70%  |
| 8.904 | 6,50%  | 9.297  | 6,79%  | 9.594  | 7,01%  | 8.887 | 6,49%  | 9.152  | 6,68%  | 10.128 | 7,39%  | 9.327  | 6,81%  |
| 3.416 | 13,91% | 3.618  | 14,73% | 3.645  | 14,84% | 3.476 | 14,15% | 3.590  | 14,62% | 3.825  | 15,57% | 3.595  | 14,64% |



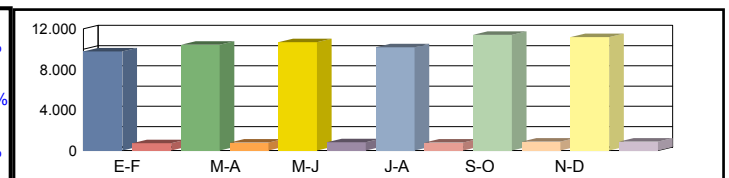
Media 00h-24h  
 Laborales 06h-22h  
 08h-14h

|        |        |        |        |        |        |        |        |        |        |        |        |        |        |
|--------|--------|--------|--------|--------|--------|--------|--------|--------|--------|--------|--------|--------|--------|
| 10.235 | 6,72%  | 10.865 | 7,14%  | 10.993 | 7,22%  | 10.530 | 6,92%  | 11.766 | 7,73%  | 11.382 | 7,48%  | 10.962 | 7,20%  |
| 9.559  | 6,98%  | 10.019 | 7,32%  | 10.135 | 7,40%  | 9.531  | 6,96%  | 10.976 | 8,01%  | 10.659 | 7,78%  | 10.146 | 7,41%  |
| 3.147  | 12,81% | 3.419  | 13,92% | 3.423  | 13,94% | 3.139  | 12,78% | 3.674  | 14,96% | 3.651  | 14,86% | 3.409  | 13,88% |



Media 00h-24h  
 Diaria 06h-22h  
 08h-14h

|       |        |        |        |        |        |        |        |        |        |        |        |               |        |
|-------|--------|--------|--------|--------|--------|--------|--------|--------|--------|--------|--------|---------------|--------|
| 9.756 | 6,88%  | 10.436 | 6,94%  | 10.677 | 7,02%  | 10.164 | 6,97%  | 11.415 | 7,01%  | 11.189 | 7,10%  | <b>10.606</b> | 6,99%  |
| 9.090 | 7,04%  | 9.649  | 7,13%  | 9.883  | 7,22%  | 9.087  | 7,06%  | 10.607 | 7,15%  | 10.443 | 7,25%  | <b>9.793</b>  | 7,14%  |
| 3.028 | 13,41% | 3.348  | 13,65% | 3.368  | 13,71% | 3.021  | 13,41% | 3.571  | 13,54% | 3.636  | 13,88% | <b>3.329</b>  | 13,60% |



Coeficientes N  
 L  
 Coeficiente S

|  |  |  |  |  |  |  |
|--|--|--|--|--|--|--|
|  |  |  |  |  |  |  |
|  |  |  |  |  |  |  |

Los datos en color negro corresponden al total de vehículos y los datos en color azul corresponden a vehículos pesados (en %)



**Castilla-La Mancha**

Consejería de Fomento

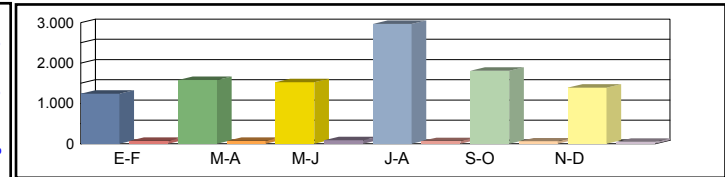
**Estación:** GU-18  
**Carretera:** CM-200 p.k. 88,00 **Provincia:** GUADALAJARA  
**Ubicación:** Int. CM-2009 - Int. CM-2029  
**Año:** 2024  
**Tipo:** PRIMARIA

**Dirección General de Carreteras**

| Ene-Feb | Mar-Abr | May-Jun | Jul-Ago | Sep-Oct | Nov-Dic | IMD |
|---------|---------|---------|---------|---------|---------|-----|
|---------|---------|---------|---------|---------|---------|-----|

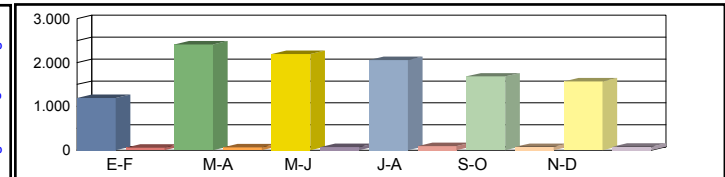
Media 00h-24h  
 Domingos 06h-22h  
 08h-14h

|       |       |       |       |       |       |       |       |       |       |       |       |       |       |
|-------|-------|-------|-------|-------|-------|-------|-------|-------|-------|-------|-------|-------|-------|
| 1.240 | 5,81% | 1.581 | 4,36% | 1.525 | 5,57% | 2.969 | 2,32% | 1.812 | 3,37% | 1.394 | 3,30% | 1.754 | 4,12% |
| 1.081 | 4,90% | 1.451 | 3,51% | 1.411 | 4,46% | 2.701 | 1,89% | 1.751 | 2,86% | 1.318 | 2,73% | 1.619 | 3,39% |
| 311   | 2,57% | 492   | 2,64% | 435   | 4,37% | 684   | 3,22% | 607   | 4,28% | 418   | 3,35% | 491   | 3,41% |



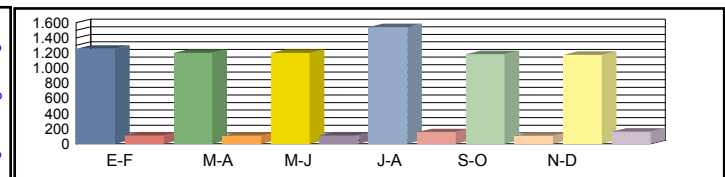
Media 00h-24h  
 Sábados 06h-22h  
 08h-14h

|       |       |       |       |       |       |       |       |       |       |       |       |       |       |
|-------|-------|-------|-------|-------|-------|-------|-------|-------|-------|-------|-------|-------|-------|
| 1.193 | 4,86% | 2.415 | 2,69% | 2.191 | 3,19% | 2.059 | 4,37% | 1.682 | 4,34% | 1.568 | 4,72% | 1.851 | 4,03% |
| 1.087 | 4,14% | 2.279 | 2,37% | 2.065 | 2,91% | 1.864 | 3,43% | 1.606 | 3,80% | 1.441 | 3,54% | 1.724 | 3,36% |
| 453   | 4,64% | 1.220 | 2,46% | 854   | 2,93% | 1.030 | 3,69% | 590   | 3,90% | 737   | 4,21% | 814   | 3,64% |



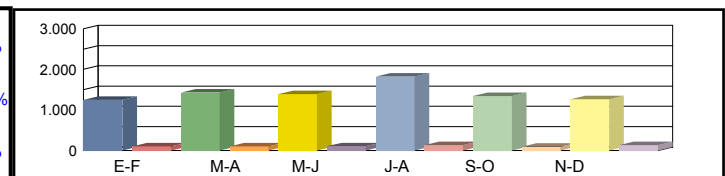
Media 00h-24h  
 Laborales 06h-22h  
 08h-14h

|       |       |       |       |       |        |       |        |       |       |       |        |       |        |
|-------|-------|-------|-------|-------|--------|-------|--------|-------|-------|-------|--------|-------|--------|
| 1.256 | 8,04% | 1.200 | 8,25% | 1.199 | 8,59%  | 1.542 | 9,14%  | 1.183 | 8,11% | 1.176 | 12,07% | 1.259 | 9,04%  |
| 1.155 | 6,93% | 1.120 | 7,68% | 1.125 | 7,91%  | 1.417 | 8,68%  | 1.110 | 7,21% | 1.090 | 10,64% | 1.170 | 8,17%  |
| 474   | 9,07% | 418   | 9,81% | 434   | 10,60% | 567   | 11,11% | 425   | 8,94% | 451   | 13,75% | 462   | 10,55% |



Media 00h-24h  
 Diaria 06h-22h  
 08h-14h

|       |       |       |       |       |       |       |       |       |       |       |        |              |       |
|-------|-------|-------|-------|-------|-------|-------|-------|-------|-------|-------|--------|--------------|-------|
| 1.245 | 7,31% | 1.428 | 6,30% | 1.388 | 6,92% | 1.821 | 6,81% | 1.344 | 6,55% | 1.263 | 9,42%  | <b>1.415</b> | 7,22% |
| 1.134 | 6,26% | 1.333 | 5,70% | 1.300 | 6,23% | 1.664 | 6,25% | 1.272 | 5,74% | 1.172 | 8,11%  | <b>1.312</b> | 6,38% |
| 448   | 7,81% | 543   | 6,45% | 494   | 7,89% | 649   | 8,17% | 475   | 7,16% | 487   | 10,47% | <b>516</b>   | 7,99% |



Coeficientes N  
 L  
 Coeficiente S

|         |         |         |         |         |         |         |
|---------|---------|---------|---------|---------|---------|---------|
| 1,08745 | 1,07143 | 1,06578 | 1,08821 | 1,06577 | 1,07890 |         |
| 1,00239 | 1,04917 | 1,05004 | 0,81647 | 1,06424 | 1,07058 |         |
|         |         |         |         |         |         | 1,12334 |

Los datos en color negro corresponden al total de vehículos y los datos en color azul corresponden a vehículos pesados (en %)



Castilla-La Mancha

Consejería de Fomento

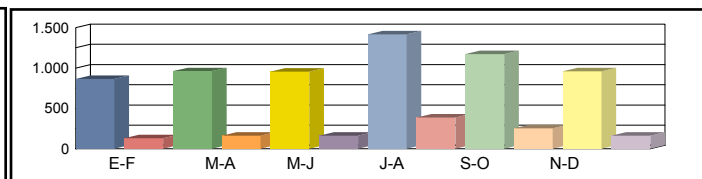
**Estación:** GU-18a  
**Carretera:** CM-2029 p.k. 24,00 **Provincia:** GUADALAJARA  
**Ubicación:** Int. CM-2001 - Int. CM-200  
**Año:** 2024  
**Tipo:** COBERTURA

Dirección General de Carreteras

|  | Ene-Feb | Mar-Abr | May-Jun | Jul-Ago | Sep-Oct | Nov-Dic | IMD |
|--|---------|---------|---------|---------|---------|---------|-----|
|--|---------|---------|---------|---------|---------|---------|-----|

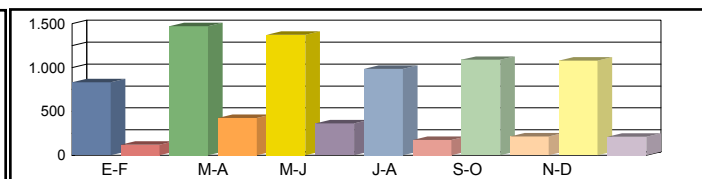
Media 00h-24h  
 Domingos 06h-22h  
 08h-14h

|     |        |     |        |     |        |       |        |       |        |     |        |       |        |
|-----|--------|-----|--------|-----|--------|-------|--------|-------|--------|-----|--------|-------|--------|
| 866 | 13,18% | 962 | 14,65% | 955 | 14,54% | 1.417 | 21,58% | 1.172 | 17,84% | 959 | 14,61% | 1.055 | 16,07% |
| 783 | 11,03% | 894 | 12,60% | 891 | 12,56% | 1.333 | 18,78% | 1.130 | 15,93% | 923 | 13,01% | 992   | 13,98% |
| 237 | 8,93%  | 310 | 11,66% | 301 | 11,33% | 360   | 13,56% | 437   | 16,44% | 294 | 11,04% | 323   | 12,16% |



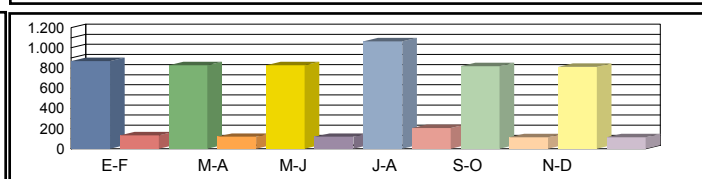
Media 00h-24h  
 Sábados 06h-22h  
 08h-14h

|     |        |       |        |       |        |     |        |       |        |       |        |       |        |
|-----|--------|-------|--------|-------|--------|-----|--------|-------|--------|-------|--------|-------|--------|
| 833 | 12,68% | 1.470 | 22,38% | 1.372 | 20,89% | 983 | 14,96% | 1.088 | 16,56% | 1.079 | 16,43% | 1.138 | 17,32% |
| 787 | 11,09% | 1.404 | 19,78% | 1.304 | 18,38% | 920 | 12,96% | 1.037 | 14,61% | 1.009 | 14,23% | 1.077 | 15,18% |
| 346 | 13,01% | 768   | 28,91% | 591   | 22,24% | 543 | 20,42% | 425   | 15,98% | 518   | 19,47% | 532   | 20,00% |



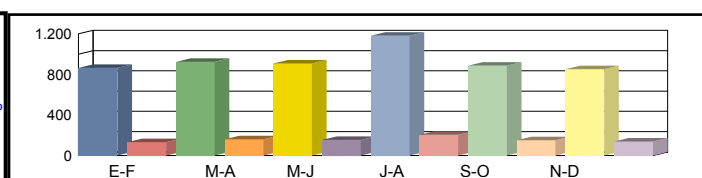
Media 00h-24h  
 Laborales 06h-22h  
 08h-14h

|     |        |     |        |     |        |       |        |     |        |     |        |     |        |
|-----|--------|-----|--------|-----|--------|-------|--------|-----|--------|-----|--------|-----|--------|
| 869 | 13,23% | 828 | 12,61% | 828 | 12,60% | 1.064 | 16,21% | 817 | 12,43% | 812 | 12,36% | 870 | 13,24% |
| 821 | 11,57% | 786 | 11,08% | 789 | 11,13% | 994   | 14,01% | 779 | 10,98% | 765 | 10,78% | 822 | 11,59% |
| 342 | 12,87% | 309 | 11,64% | 321 | 12,09% | 420   | 15,79% | 315 | 11,84% | 334 | 12,56% | 340 | 12,80% |



Media 00h-24h  
 Diaria 06h-22h  
 08h-14h

|     |        |     |        |     |        |       |        |     |        |     |        |            |        |
|-----|--------|-----|--------|-----|--------|-------|--------|-----|--------|-----|--------|------------|--------|
| 863 | 13,15% | 922 | 14,74% | 908 | 14,51% | 1.180 | 14,67% | 887 | 14,37% | 852 | 13,89% | <b>935</b> | 14,22% |
| 811 | 11,43% | 876 | 12,89% | 865 | 12,69% | 1.100 | 12,80% | 850 | 12,63% | 804 | 12,16% | <b>884</b> | 12,43% |
| 328 | 12,32% | 360 | 14,98% | 349 | 13,99% | 458   | 14,04% | 338 | 13,82% | 352 | 13,55% | <b>364</b> | 13,78% |



Coeficientes N  
 L  
 Coeficiente S

|  |  |  |  |  |  |  |  |  |  |  |  |  |  |
|--|--|--|--|--|--|--|--|--|--|--|--|--|--|
|  |  |  |  |  |  |  |  |  |  |  |  |  |  |
|  |  |  |  |  |  |  |  |  |  |  |  |  |  |

Los datos en color negro corresponden al total de vehículos y los datos en color azul corresponden a vehículos pesados (en %)



Castilla-La Mancha

Consejería de Fomento

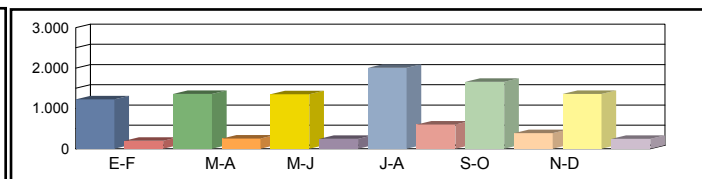
**Estación:** GU-18b  
**Carretera:** CM-200 p.k. 90,00 **Provincia:** GUADALAJARA  
**Ubicación:** Int. CM-2029 - Int. CM-2007  
**Año:** 2024  
**Tipo:** COBERTURA

Dirección General de Carreteras

|  | Ene-Feb | Mar-Abr | May-Jun | Jul-Ago | Sep-Oct | Nov-Dic | IMD |
|--|---------|---------|---------|---------|---------|---------|-----|
|--|---------|---------|---------|---------|---------|---------|-----|

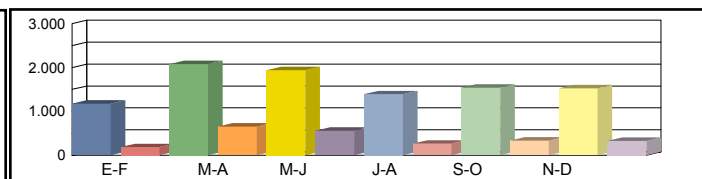
Media 00h-24h  
 Domingos 06h-22h  
 08h-14h

|       |        |       |        |       |        |       |        |       |        |       |        |       |        |
|-------|--------|-------|--------|-------|--------|-------|--------|-------|--------|-------|--------|-------|--------|
| 1.225 | 14,09% | 1.362 | 15,66% | 1.351 | 15,54% | 2.005 | 23,06% | 1.658 | 19,07% | 1.358 | 15,61% | 1.493 | 17,17% |
| 1.112 | 12,42% | 1.270 | 14,18% | 1.267 | 14,14% | 1.894 | 21,14% | 1.606 | 17,93% | 1.312 | 14,65% | 1.410 | 15,74% |
| 358   | 7,53%  | 468   | 9,83%  | 454   | 9,56%  | 544   | 11,44% | 659   | 13,87% | 443   | 9,32%  | 488   | 10,26% |



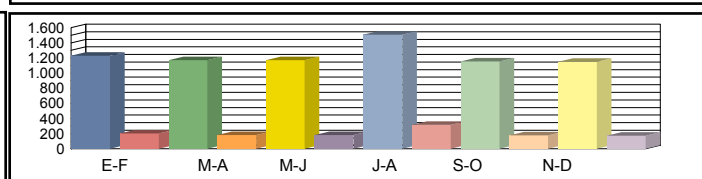
Media 00h-24h  
 Sábados 06h-22h  
 08h-14h

|       |        |       |        |       |        |       |        |       |        |       |        |       |        |
|-------|--------|-------|--------|-------|--------|-------|--------|-------|--------|-------|--------|-------|--------|
| 1.179 | 13,56% | 2.080 | 23,92% | 1.942 | 22,33% | 1.391 | 16,00% | 1.539 | 17,70% | 1.527 | 17,56% | 1.610 | 18,51% |
| 1.119 | 12,49% | 1.995 | 22,27% | 1.854 | 20,69% | 1.307 | 14,59% | 1.473 | 16,44% | 1.435 | 16,01% | 1.530 | 17,08% |
| 522   | 10,97% | 1.159 | 24,38% | 892   | 18,76% | 819   | 17,22% | 641   | 13,48% | 781   | 16,42% | 802   | 16,87% |



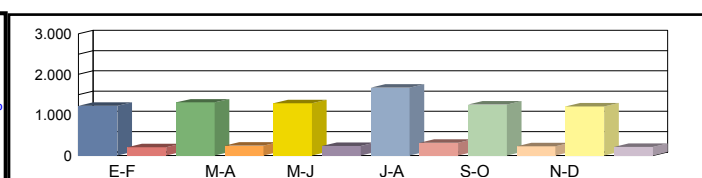
Media 00h-24h  
 Laborales 06h-22h  
 08h-14h

|       |        |       |        |       |        |       |        |       |        |       |        |       |        |
|-------|--------|-------|--------|-------|--------|-------|--------|-------|--------|-------|--------|-------|--------|
| 1.230 | 14,15% | 1.172 | 13,48% | 1.171 | 13,47% | 1.506 | 17,33% | 1.156 | 13,29% | 1.149 | 13,21% | 1.231 | 14,16% |
| 1.167 | 13,02% | 1.117 | 12,47% | 1.122 | 12,52% | 1.413 | 15,77% | 1.107 | 12,36% | 1.087 | 12,13% | 1.169 | 13,05% |
| 516   | 10,85% | 467   | 9,82%  | 485   | 10,19% | 633   | 13,32% | 475   | 9,98%  | 504   | 10,59% | 513   | 10,79% |



Media 00h-24h  
 Diaria 06h-22h  
 08h-14h

|       |        |       |        |       |        |       |        |       |        |       |        |              |        |
|-------|--------|-------|--------|-------|--------|-------|--------|-------|--------|-------|--------|--------------|--------|
| 1.222 | 14,05% | 1.306 | 15,76% | 1.284 | 15,51% | 1.670 | 15,68% | 1.255 | 15,36% | 1.206 | 14,84% | <b>1.324</b> | 15,20% |
| 1.152 | 12,86% | 1.244 | 14,51% | 1.230 | 14,28% | 1.563 | 14,41% | 1.208 | 14,21% | 1.142 | 13,68% | <b>1.256</b> | 13,99% |
| 494   | 10,40% | 544   | 12,64% | 527   | 11,80% | 691   | 11,85% | 510   | 11,66% | 531   | 11,43% | <b>550</b>   | 11,63% |



Coeficientes N  
 L  
 Coeficiente S

|  |  |  |  |  |  |  |  |
|--|--|--|--|--|--|--|--|
|  |  |  |  |  |  |  |  |
|  |  |  |  |  |  |  |  |

Los datos en color negro corresponden al total de vehículos y los datos en color azul corresponden a vehículos pesados (en %)



**Castilla-La Mancha**

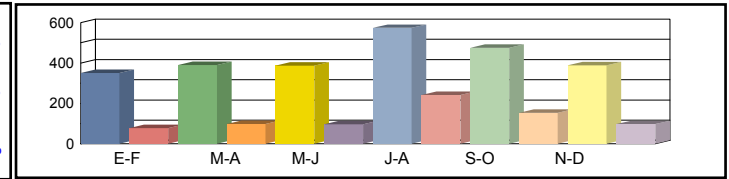
Consejería de Fomento

**Estación:** GU-18c  
**Carretera:** CM-2009 p.k. 4,00 **Provincia:** GUADALAJARA  
**Ubicación:** Sayatón - Int. CM-200  
**Año:** 2024  
**Tipo:** COBERTURA

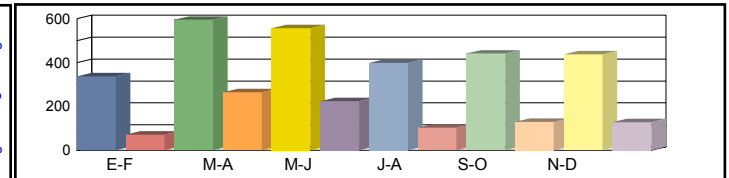
**Dirección General de Carreteras**

| Ene-Feb | Mar-Abr | May-Jun | Jul-Ago | Sep-Oct | Nov-Dic | IMD |
|---------|---------|---------|---------|---------|---------|-----|
|---------|---------|---------|---------|---------|---------|-----|

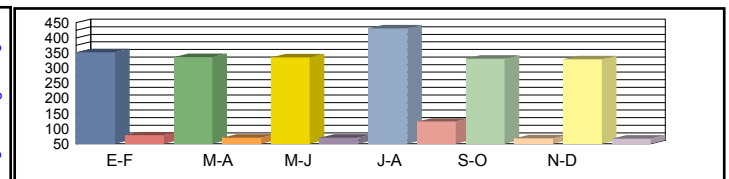
|                |         |            |            |            |            |            |            |            |
|----------------|---------|------------|------------|------------|------------|------------|------------|------------|
| Media Domingos | 00h-24h | 351 18,11% | 390 20,13% | 387 19,98% | 574 29,64% | 475 24,51% | 389 20,07% | 428 22,07% |
|                | 06h-22h | 309 17,36% | 353 19,82% | 352 19,76% | 526 29,56% | 446 25,07% | 364 20,48% | 392 22,01% |
|                | 08h-14h | 91 12,72%  | 119 16,60% | 115 16,13% | 138 19,31% | 167 23,41% | 112 15,72% | 124 17,32% |



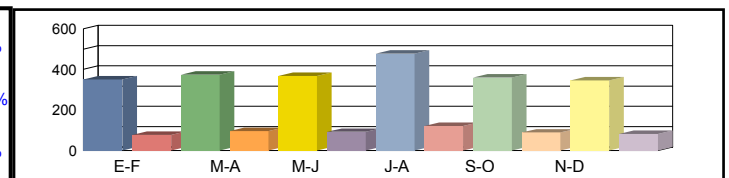
|               |         |            |            |            |            |            |            |            |
|---------------|---------|------------|------------|------------|------------|------------|------------|------------|
| Media Sábados | 00h-24h | 337 17,42% | 595 30,75% | 556 28,70% | 398 20,56% | 441 22,75% | 437 22,57% | 461 23,79% |
|               | 06h-22h | 311 17,46% | 554 31,13% | 515 28,93% | 363 20,40% | 409 22,99% | 398 22,39% | 425 23,88% |
|               | 08h-14h | 132 18,53% | 294 41,16% | 226 31,67% | 208 29,08% | 163 22,76% | 198 27,73% | 204 28,49% |



|                 |         |            |            |            |            |            |            |            |
|-----------------|---------|------------|------------|------------|------------|------------|------------|------------|
| Media Laborales | 00h-24h | 352 18,18% | 336 17,33% | 335 17,32% | 431 22,27% | 331 17,08% | 329 16,98% | 352 18,19% |
|                 | 06h-22h | 324 18,21% | 310 17,43% | 312 17,51% | 392 22,05% | 307 17,28% | 302 16,96% | 324 18,24% |
|                 | 08h-14h | 131 18,32% | 119 16,58% | 123 17,21% | 161 22,48% | 121 16,85% | 128 17,88% | 130 18,22% |



|              |         |            |            |            |            |            |            |            |
|--------------|---------|------------|------------|------------|------------|------------|------------|------------|
| Media Diaria | 00h-24h | 350 18,06% | 374 20,26% | 367 19,94% | 478 20,16% | 359 19,74% | 345 19,08% | 379 19,54% |
|              | 06h-22h | 320 17,98% | 345 20,29% | 342 19,96% | 434 20,14% | 335 19,87% | 317 19,13% | 349 19,56% |
|              | 08h-14h | 125 17,55% | 139 21,34% | 134 19,92% | 176 20,00% | 130 19,68% | 135 19,29% | 140 19,63% |



|              |   |  |  |  |  |  |  |  |
|--------------|---|--|--|--|--|--|--|--|
| Coeficientes | N |  |  |  |  |  |  |  |
|              | L |  |  |  |  |  |  |  |
| Coeficiente  | S |  |  |  |  |  |  |  |

Los datos en color negro corresponden al total de vehículos y los datos en color azul corresponden a vehículos pesados (en %)



**Castilla-La Mancha**

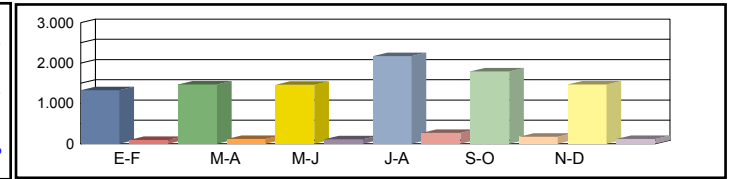
Consejería de Fomento

**Estación:** GU-18d  
**Carretera:** CM-200 p.k. 83,00 **Provincia:** GUADALAJARA  
**Ubicación:** Albalate de Zorita - Int. CM-2009  
**Año:** 2024  
**Tipo:** COBERTURA

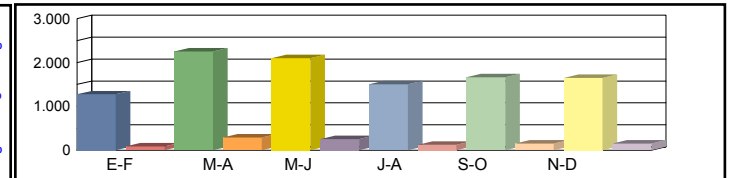
**Dirección General de Carreteras**

|  | Ene-Feb | Mar-Abr | May-Jun | Jul-Ago | Sep-Oct | Nov-Dic | IMD |
|--|---------|---------|---------|---------|---------|---------|-----|
|--|---------|---------|---------|---------|---------|---------|-----|

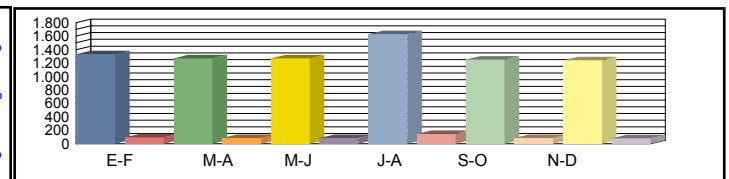
|          |         |             |             |             |              |             |             |             |
|----------|---------|-------------|-------------|-------------|--------------|-------------|-------------|-------------|
| Media    | 00h-24h | 1.326 6,73% | 1.474 7,49% | 1.462 7,43% | 2.170 11,02% | 1.794 9,12% | 1.469 7,46% | 1.616 8,21% |
| Domingos | 06h-22h | 1.143 5,01% | 1.305 5,72% | 1.301 5,70% | 1.946 8,53%  | 1.651 7,23% | 1.348 5,91% | 1.449 6,35% |
|          | 08h-14h | 321 3,46%   | 419 4,51%   | 407 4,38%   | 487 5,25%    | 590 6,36%   | 397 4,27%   | 437 4,71%   |



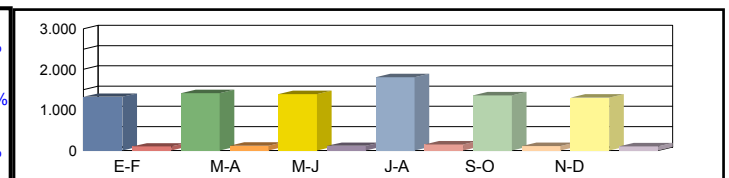
|         |         |             |              |              |             |             |             |             |
|---------|---------|-------------|--------------|--------------|-------------|-------------|-------------|-------------|
| Media   | 00h-24h | 1.275 6,48% | 2.251 11,44% | 2.101 10,67% | 1.505 7,65% | 1.666 8,46% | 1.652 8,39% | 1.742 8,85% |
| Sábados | 06h-22h | 1.149 5,04% | 2.050 8,98%  | 1.905 8,35%  | 1.343 5,89% | 1.514 6,63% | 1.474 6,46% | 1.572 6,89% |
|         | 08h-14h | 467 5,03%   | 1.038 11,19% | 799 8,61%    | 733 7,90%   | 574 6,18%   | 699 7,53%   | 718 7,74%   |



|           |         |             |             |             |             |             |             |             |
|-----------|---------|-------------|-------------|-------------|-------------|-------------|-------------|-------------|
| Media     | 00h-24h | 1.331 6,76% | 1.269 6,44% | 1.268 6,44% | 1.630 8,28% | 1.251 6,35% | 1.243 6,32% | 1.332 6,77% |
| Laborales | 06h-22h | 1.199 5,25% | 1.148 5,03% | 1.153 5,05% | 1.452 6,36% | 1.138 4,98% | 1.117 4,90% | 1.201 5,26% |
|           | 08h-14h | 462 4,98%   | 418 4,50%   | 434 4,68%   | 567 6,11%   | 425 4,58%   | 451 4,86%   | 460 4,95%   |



|        |         |             |             |             |             |             |             |                    |
|--------|---------|-------------|-------------|-------------|-------------|-------------|-------------|--------------------|
| Media  | 00h-24h | 1.322 6,72% | 1.414 7,53% | 1.391 7,42% | 1.807 7,50% | 1.358 7,34% | 1.304 7,10% | <b>1.433 7,27%</b> |
| Diaria | 06h-22h | 1.184 5,19% | 1.279 5,85% | 1.264 5,76% | 1.606 5,81% | 1.242 5,73% | 1.174 5,52% | <b>1.292 5,64%</b> |
|        | 08h-14h | 443 4,77%   | 487 5,80%   | 472 5,41%   | 619 5,43%   | 457 5,35%   | 475 5,24%   | <b>492 5,33%</b>   |



|              |   |  |  |  |  |  |  |  |
|--------------|---|--|--|--|--|--|--|--|
| Coeficientes | N |  |  |  |  |  |  |  |
|              | L |  |  |  |  |  |  |  |
| Coeficiente  | S |  |  |  |  |  |  |  |

Los datos en color negro corresponden al total de vehículos y los datos en color azul corresponden a vehículos pesados (en %)



**Castilla-La Mancha**

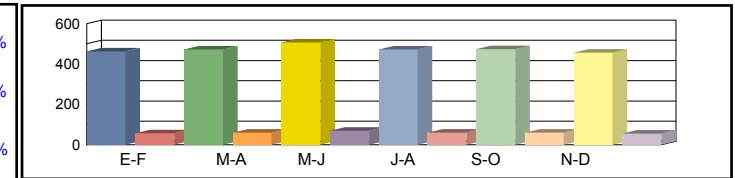
Consejería de Fomento

**Estación:** GU-18f  
**Carretera:** CM-2029 p.k. 20,00 **Provincia:** GUADALAJARA  
**Ubicación:** Almoquera - Int. CM-2001  
**Año:** 2024  
**Tipo:** COBERTURA

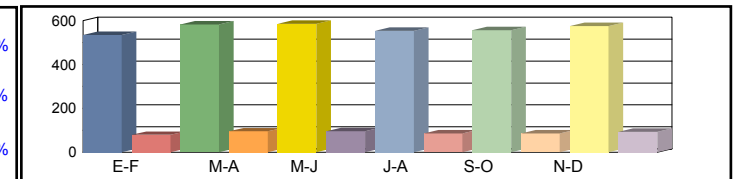
**Dirección General de Carreteras**

| Ene-Feb | Mar-Abr | May-Jun | Jul-Ago | Sep-Oct | Nov-Dic | IMD |
|---------|---------|---------|---------|---------|---------|-----|
|---------|---------|---------|---------|---------|---------|-----|

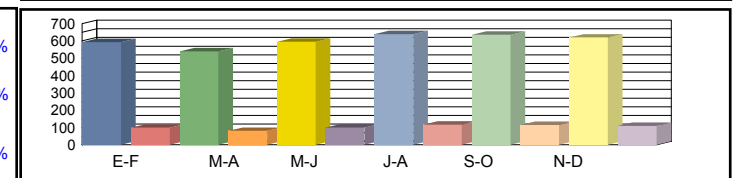
|                |         |                   |                   |                   |                   |                   |                   |                   |
|----------------|---------|-------------------|-------------------|-------------------|-------------------|-------------------|-------------------|-------------------|
| Media Domingos | 00h-24h | 463 <b>11,15%</b> | 472 <b>11,38%</b> | 507 <b>12,21%</b> | 473 <b>11,40%</b> | 474 <b>11,41%</b> | 457 <b>11,02%</b> | 474 <b>11,43%</b> |
|                | 06h-22h | 421 <b>10,08%</b> | 433 <b>10,36%</b> | 474 <b>11,34%</b> | 448 <b>10,72%</b> | 460 <b>11,01%</b> | 431 <b>10,33%</b> | 444 <b>10,64%</b> |
|                | 08h-14h | 164 <b>8,51%</b>  | 183 <b>9,52%</b>  | 203 <b>10,56%</b> | 181 <b>9,43%</b>  | 195 <b>10,13%</b> | 187 <b>9,75%</b>  | 186 <b>9,65%</b>  |



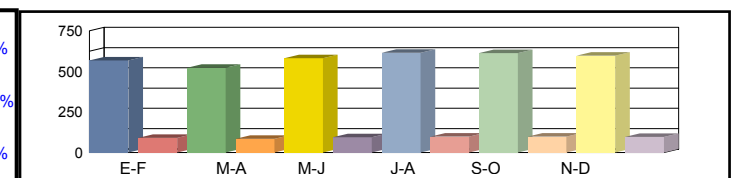
|               |         |                   |                   |                   |                   |                   |                   |                   |
|---------------|---------|-------------------|-------------------|-------------------|-------------------|-------------------|-------------------|-------------------|
| Media Sábados | 00h-24h | 535 <b>12,90%</b> | 583 <b>14,04%</b> | 586 <b>14,12%</b> | 553 <b>13,33%</b> | 557 <b>13,42%</b> | 576 <b>13,87%</b> | 565 <b>13,61%</b> |
|               | 06h-22h | 491 <b>11,75%</b> | 537 <b>12,85%</b> | 545 <b>13,05%</b> | 522 <b>12,49%</b> | 524 <b>12,54%</b> | 539 <b>12,90%</b> | 526 <b>12,59%</b> |
|               | 08h-14h | 246 <b>12,80%</b> | 281 <b>14,64%</b> | 284 <b>14,78%</b> | 263 <b>13,66%</b> | 267 <b>13,92%</b> | 280 <b>14,57%</b> | 270 <b>14,06%</b> |



|                 |         |                   |                   |                   |                   |                   |                   |                   |
|-----------------|---------|-------------------|-------------------|-------------------|-------------------|-------------------|-------------------|-------------------|
| Media Laborales | 00h-24h | 594 <b>14,31%</b> | 540 <b>13,01%</b> | 595 <b>14,33%</b> | 639 <b>15,39%</b> | 636 <b>15,31%</b> | 620 <b>14,94%</b> | 604 <b>14,55%</b> |
|                 | 06h-22h | 556 <b>13,31%</b> | 518 <b>12,39%</b> | 559 <b>13,38%</b> | 575 <b>13,76%</b> | 580 <b>13,88%</b> | 589 <b>14,11%</b> | 563 <b>13,47%</b> |
|                 | 08h-14h | 248 <b>12,90%</b> | 228 <b>11,87%</b> | 246 <b>12,78%</b> | 265 <b>13,81%</b> | 259 <b>13,47%</b> | 265 <b>13,81%</b> | 252 <b>13,11%</b> |



|              |         |                   |                   |                   |                   |                   |                   |                          |
|--------------|---------|-------------------|-------------------|-------------------|-------------------|-------------------|-------------------|--------------------------|
| Media Diaria | 00h-24h | 567 <b>13,66%</b> | 523 <b>13,85%</b> | 581 <b>13,98%</b> | 614 <b>13,75%</b> | 612 <b>13,77%</b> | 597 <b>13,78%</b> | <b>582</b> <b>13,80%</b> |
|              | 06h-22h | 527 <b>12,62%</b> | 499 <b>12,82%</b> | 546 <b>12,99%</b> | 554 <b>12,82%</b> | 561 <b>12,87%</b> | 568 <b>12,82%</b> | <b>542</b> <b>12,83%</b> |
|              | 08h-14h | 236 <b>12,26%</b> | 224 <b>12,67%</b> | 245 <b>12,84%</b> | 257 <b>12,52%</b> | 254 <b>12,65%</b> | 261 <b>12,69%</b> | <b>246</b> <b>12,60%</b> |



|              |   |  |  |  |  |  |  |  |
|--------------|---|--|--|--|--|--|--|--|
| Coeficientes | N |  |  |  |  |  |  |  |
|              | L |  |  |  |  |  |  |  |
| Coeficiente  | S |  |  |  |  |  |  |  |

Los datos en color negro corresponden al total de vehículos y los datos en color azul corresponden a vehículos pesados (en %)





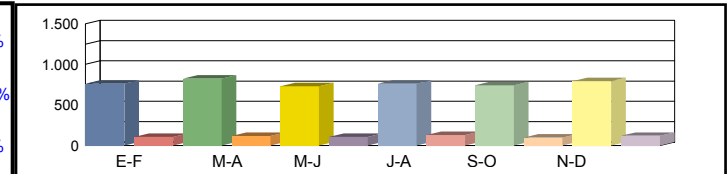
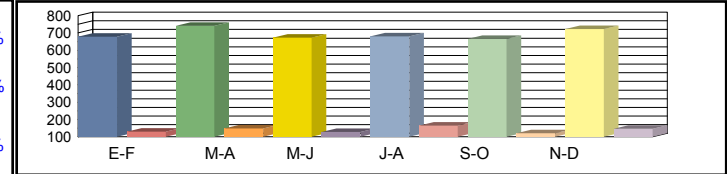
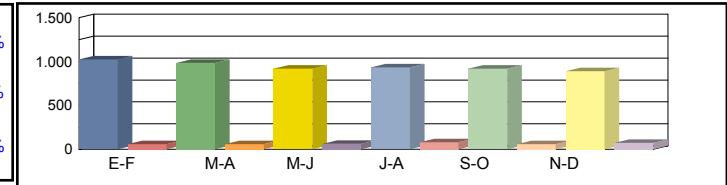
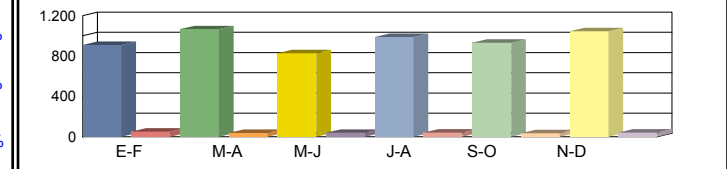
**Castilla-La Mancha**

Consejería de Fomento

**Estación:** GU-18g  
**Carretera:** CM-2001 p.k. 17,00 **Provincia:** GUADALAJARA  
**Ubicación:** Yébra - Int. CM-2029  
**Año:** 2024  
**Tipo:** PRIMARIA

**Dirección General de Carreteras**

|  | Ene-Feb | Mar-Abr | May-Jun | Jul-Ago | Sep-Oct | Nov-Dic | IMD |
|--|---------|---------|---------|---------|---------|---------|-----|
|--|---------|---------|---------|---------|---------|---------|-----|



|              |   |         |         |         |         |         |         |         |
|--------------|---|---------|---------|---------|---------|---------|---------|---------|
| Coeficientes | N | 1,06761 | 1,06009 | 1,05984 | 1,07595 | 1,05882 | 1,05865 |         |
|              | L | 1,02209 | 0,93657 | 1,03120 | 1,02059 | 1,04204 | 0,96122 |         |
| Coeficiente  | S |         |         |         |         |         |         | 1,10683 |

Los datos en color negro corresponden al total de vehículos y los datos en color azul corresponden a vehículos pesados (en %)



Castilla-La Mancha

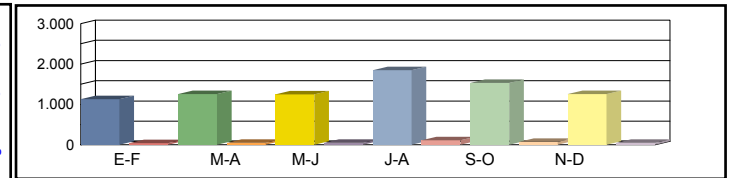
Consejería de Fomento

**Estación:** GU-18j  
**Carretera:** CM-200 p.k. 96,50 **Provincia:** GUADALAJARA  
**Ubicación:** Int. CM-2007 - Int. CM-2003  
**Año:** 2024  
**Tipo:** COBERTURA

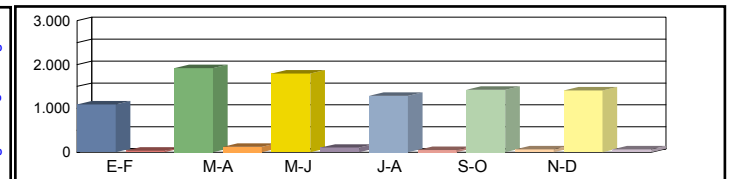
Dirección General de Carreteras

| Ene-Feb | Mar-Abr | May-Jun | Jul-Ago | Sep-Oct | Nov-Dic | IMD |
|---------|---------|---------|---------|---------|---------|-----|
|---------|---------|---------|---------|---------|---------|-----|

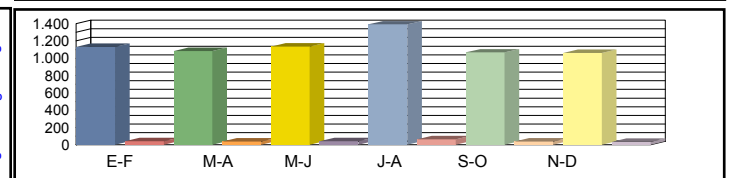
|          |         |       |       |       |       |       |       |       |       |       |       |       |       |       |       |
|----------|---------|-------|-------|-------|-------|-------|-------|-------|-------|-------|-------|-------|-------|-------|-------|
| Media    | 00h-24h | 1.131 | 3,51% | 1.258 | 3,90% | 1.248 | 3,87% | 1.852 | 5,74% | 1.532 | 4,75% | 1.254 | 3,89% | 1.379 | 4,27% |
| Domingos | 06h-22h | 1.020 | 3,39% | 1.165 | 3,87% | 1.161 | 3,85% | 1.737 | 5,76% | 1.473 | 4,89% | 1.203 | 3,99% | 1.293 | 4,29% |
|          | 08h-14h | 435   | 1,00% | 567   | 1,30% | 551   | 1,27% | 660   | 1,52% | 800   | 1,84% | 537   | 1,23% | 592   | 1,36% |



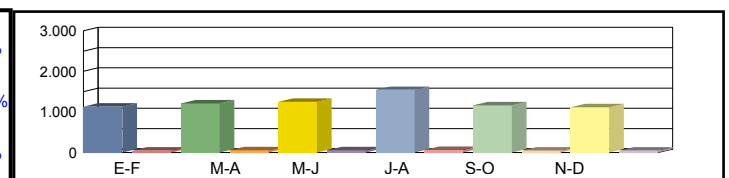
|         |         |       |       |       |       |       |       |       |       |       |       |       |       |       |       |
|---------|---------|-------|-------|-------|-------|-------|-------|-------|-------|-------|-------|-------|-------|-------|-------|
| Media   | 00h-24h | 1.089 | 3,37% | 1.921 | 5,95% | 1.793 | 5,56% | 1.284 | 3,98% | 1.422 | 4,41% | 1.410 | 4,37% | 1.486 | 4,61% |
| Sábados | 06h-22h | 1.026 | 3,40% | 1.829 | 6,07% | 1.700 | 5,64% | 1.199 | 3,98% | 1.351 | 4,48% | 1.316 | 4,37% | 1.404 | 4,66% |
|         | 08h-14h | 633   | 1,45% | 1.406 | 3,23% | 1.082 | 2,49% | 993   | 2,28% | 778   | 1,79% | 947   | 2,18% | 973   | 2,24% |



|           |         |       |       |       |       |       |       |       |       |       |       |       |       |       |       |
|-----------|---------|-------|-------|-------|-------|-------|-------|-------|-------|-------|-------|-------|-------|-------|-------|
| Media     | 00h-24h | 1.133 | 3,51% | 1.083 | 3,36% | 1.136 | 3,52% | 1.391 | 4,31% | 1.067 | 3,31% | 1.061 | 3,29% | 1.145 | 3,55% |
| Laborales | 06h-22h | 1.056 | 3,51% | 1.024 | 3,40% | 1.070 | 3,55% | 1.296 | 4,30% | 1.015 | 3,37% | 997   | 3,31% | 1.076 | 3,57% |
|           | 08h-14h | 642   | 1,48% | 566   | 1,30% | 626   | 1,44% | 768   | 1,76% | 576   | 1,32% | 611   | 1,40% | 632   | 1,45% |



|        |         |       |       |       |       |       |       |       |       |       |       |       |       |       |       |
|--------|---------|-------|-------|-------|-------|-------|-------|-------|-------|-------|-------|-------|-------|-------|-------|
| Media  | 00h-24h | 1.126 | 3,50% | 1.207 | 3,92% | 1.246 | 3,86% | 1.542 | 3,90% | 1.158 | 3,82% | 1.113 | 3,69% | 1.232 | 3,78% |
| Diaria | 06h-22h | 1.043 | 3,51% | 1.141 | 3,96% | 1.173 | 3,89% | 1.434 | 3,93% | 1.108 | 3,88% | 1.047 | 3,73% | 1.158 | 3,82% |
|        | 08h-14h | 615   | 1,38% | 659   | 1,67% | 680   | 1,56% | 838   | 1,57% | 619   | 1,54% | 643   | 1,51% | 676   | 1,54% |



|              |   |  |  |  |  |  |  |  |  |  |  |  |  |  |  |
|--------------|---|--|--|--|--|--|--|--|--|--|--|--|--|--|--|
| Coeficientes | N |  |  |  |  |  |  |  |  |  |  |  |  |  |  |
|              | L |  |  |  |  |  |  |  |  |  |  |  |  |  |  |
| Coeficiente  | S |  |  |  |  |  |  |  |  |  |  |  |  |  |  |

Los datos en color negro corresponden al total de vehículos y los datos en color azul corresponden a vehículos pesados (en %)



**Castilla-La Mancha**

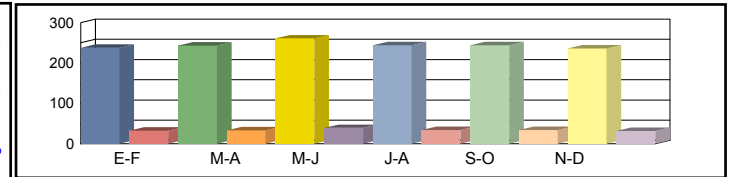
Consejería de Fomento

**Estación:** GU-18k  
**Carretera:** CM-2003 p.k. 17,00 **Provincia:** GUADALAJARA  
**Ubicación:** Int CM-2028 - Int. CM-200  
**Año:** 2024  
**Tipo:** COBERTURA

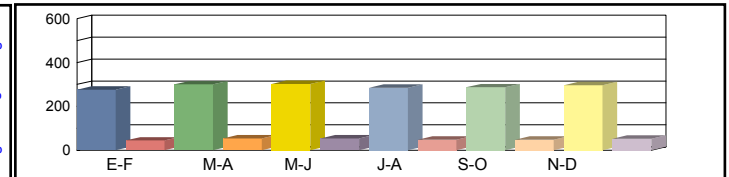
**Dirección General de Carreteras**

| Ene-Feb | Mar-Abr | May-Jun | Jul-Ago | Sep-Oct | Nov-Dic | IMD |
|---------|---------|---------|---------|---------|---------|-----|
|---------|---------|---------|---------|---------|---------|-----|

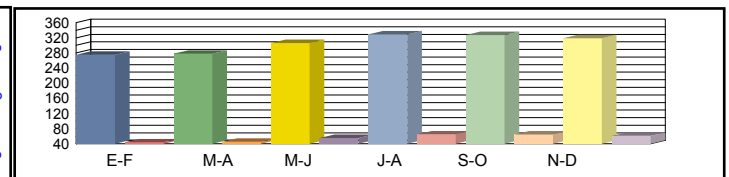
|                |         |                   |                   |                   |                   |                   |                   |                   |
|----------------|---------|-------------------|-------------------|-------------------|-------------------|-------------------|-------------------|-------------------|
| Media Domingos | 00h-24h | 238 <b>11,96%</b> | 243 <b>12,21%</b> | 261 <b>13,11%</b> | 244 <b>12,23%</b> | 244 <b>12,25%</b> | 236 <b>11,83%</b> | 244 <b>12,27%</b> |
|                | 06h-22h | 182 <b>11,99%</b> | 187 <b>12,32%</b> | 204 <b>13,49%</b> | 193 <b>12,76%</b> | 199 <b>13,10%</b> | 186 <b>12,29%</b> | 192 <b>12,66%</b> |
|                | 08h-14h | 82 <b>14,78%</b>  | 92 <b>16,53%</b>  | 102 <b>18,34%</b> | 91 <b>16,38%</b>  | 98 <b>17,59%</b>  | 94 <b>16,93%</b>  | 93 <b>16,76%</b>  |



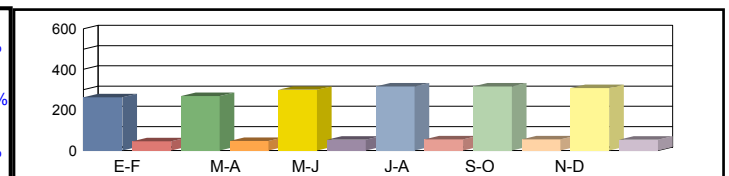
|               |         |                   |                   |                   |                   |                   |                   |                   |
|---------------|---------|-------------------|-------------------|-------------------|-------------------|-------------------|-------------------|-------------------|
| Media Sábados | 00h-24h | 276 <b>13,84%</b> | 300 <b>15,07%</b> | 302 <b>15,16%</b> | 285 <b>14,31%</b> | 287 <b>14,40%</b> | 297 <b>14,89%</b> | 291 <b>14,61%</b> |
|               | 06h-22h | 212 <b>13,97%</b> | 232 <b>15,29%</b> | 235 <b>15,52%</b> | 225 <b>14,85%</b> | 226 <b>14,92%</b> | 233 <b>15,34%</b> | 227 <b>14,98%</b> |
|               | 08h-14h | 124 <b>22,23%</b> | 142 <b>25,42%</b> | 143 <b>25,66%</b> | 132 <b>23,72%</b> | 135 <b>24,16%</b> | 141 <b>25,30%</b> | 136 <b>24,41%</b> |



|                 |         |                   |                   |                   |                   |                   |                   |                   |
|-----------------|---------|-------------------|-------------------|-------------------|-------------------|-------------------|-------------------|-------------------|
| Media Laborales | 00h-24h | 275 <b>13,82%</b> | 278 <b>13,97%</b> | 306 <b>15,36%</b> | 329 <b>16,52%</b> | 327 <b>16,44%</b> | 319 <b>16,04%</b> | 306 <b>15,36%</b> |
|                 | 06h-22h | 222 <b>14,68%</b> | 223 <b>14,74%</b> | 240 <b>15,83%</b> | 248 <b>16,37%</b> | 250 <b>16,52%</b> | 254 <b>16,78%</b> | 240 <b>15,82%</b> |
|                 | 08h-14h | 113 <b>20,34%</b> | 115 <b>20,60%</b> | 125 <b>22,40%</b> | 134 <b>23,97%</b> | 130 <b>23,38%</b> | 134 <b>23,97%</b> | 125 <b>22,44%</b> |



|              |         |                   |                   |                   |                   |                   |                   |                          |
|--------------|---------|-------------------|-------------------|-------------------|-------------------|-------------------|-------------------|--------------------------|
| Media Diaria | 00h-24h | 262 <b>14,66%</b> | 269 <b>14,87%</b> | 299 <b>15,01%</b> | 316 <b>14,76%</b> | 315 <b>14,78%</b> | 307 <b>14,79%</b> | <b>295</b> <b>14,81%</b> |
|              | 06h-22h | 211 <b>15,02%</b> | 215 <b>15,25%</b> | 234 <b>15,45%</b> | 239 <b>15,25%</b> | 242 <b>15,31%</b> | 245 <b>15,26%</b> | <b>231</b> <b>15,26%</b> |
|              | 08h-14h | 107 <b>21,29%</b> | 113 <b>21,99%</b> | 124 <b>22,29%</b> | 130 <b>21,73%</b> | 127 <b>21,96%</b> | 132 <b>22,03%</b> | <b>122</b> <b>21,88%</b> |



|              |   |  |  |  |  |  |  |  |
|--------------|---|--|--|--|--|--|--|--|
| Coeficientes | N |  |  |  |  |  |  |  |
|              | L |  |  |  |  |  |  |  |
| Coeficiente  | S |  |  |  |  |  |  |  |

Los datos en color negro corresponden al total de vehículos y los datos en color azul corresponden a vehículos pesados (en %)



Castilla-La Mancha

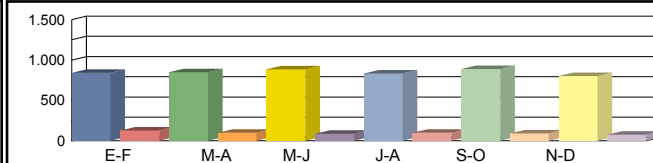
Consejería de Fomento

**Estación:** GU-18I  
**Carretera:** CM-200 p.k. 102,00 **Provincia:** GUADALAJARA  
**Ubicación:** Int. CM-2003 - Fuentelaencina  
**Año:** 2024  
**Tipo:** PRIMARIA

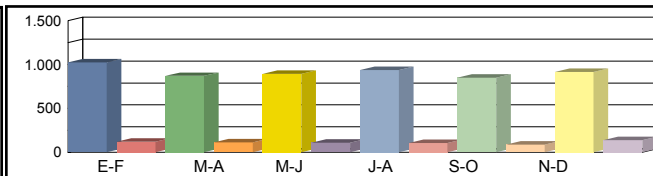
Dirección General de Carreteras

|  | Ene-Feb | Mar-Abr | May-Jun | Jul-Ago | Sep-Oct | Nov-Dic | IMD |
|--|---------|---------|---------|---------|---------|---------|-----|
|--|---------|---------|---------|---------|---------|---------|-----|

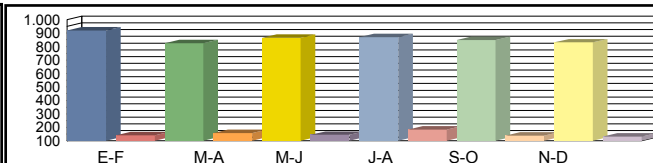
|                |         |                   |                   |                  |                   |                  |                  |                   |
|----------------|---------|-------------------|-------------------|------------------|-------------------|------------------|------------------|-------------------|
| Media Domingos | 00h-24h | 842 <b>13,06%</b> | 848 <b>10,50%</b> | 885 <b>9,15%</b> | 834 <b>10,91%</b> | 889 <b>9,34%</b> | 803 <b>8,59%</b> | 850 <b>10,26%</b> |
|                | 06h-22h | 770 <b>11,95%</b> | 766 <b>9,40%</b>  | 813 <b>7,01%</b> | 752 <b>10,51%</b> | 819 <b>8,55%</b> | 742 <b>8,22%</b> | 777 <b>9,27%</b>  |
|                | 08h-14h | 341 <b>7,33%</b>  | 309 <b>8,09%</b>  | 410 <b>4,15%</b> | 289 <b>8,30%</b>  | 405 <b>3,95%</b> | 302 <b>7,62%</b> | 343 <b>6,57%</b>  |



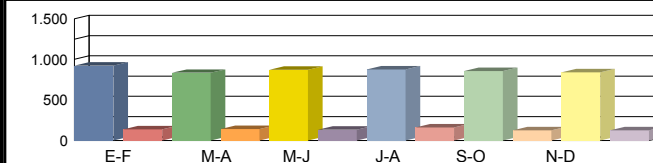
|               |         |                     |                   |                   |                   |                  |                   |                   |
|---------------|---------|---------------------|-------------------|-------------------|-------------------|------------------|-------------------|-------------------|
| Media Sábados | 00h-24h | 1.023 <b>10,46%</b> | 870 <b>11,38%</b> | 895 <b>10,95%</b> | 936 <b>10,04%</b> | 849 <b>9,31%</b> | 917 <b>12,98%</b> | 915 <b>10,85%</b> |
|               | 06h-22h | 964 <b>8,20%</b>    | 788 <b>9,26%</b>  | 853 <b>10,32%</b> | 834 <b>8,03%</b>  | 810 <b>8,40%</b> | 851 <b>12,46%</b> | 850 <b>9,44%</b>  |
|               | 08h-14h | 403 <b>5,46%</b>    | 394 <b>9,90%</b>  | 393 <b>10,18%</b> | 383 <b>7,83%</b>  | 368 <b>8,15%</b> | 412 <b>12,14%</b> | 392 <b>8,94%</b>  |



|                 |         |                   |                   |                   |                   |                   |                   |                   |
|-----------------|---------|-------------------|-------------------|-------------------|-------------------|-------------------|-------------------|-------------------|
| Media Laborales | 00h-24h | 920 <b>13,26%</b> | 825 <b>16,00%</b> | 866 <b>14,32%</b> | 871 <b>17,34%</b> | 849 <b>14,02%</b> | 831 <b>13,72%</b> | 860 <b>14,78%</b> |
|                 | 06h-22h | 845 <b>11,95%</b> | 755 <b>14,44%</b> | 801 <b>13,23%</b> | 798 <b>15,66%</b> | 803 <b>13,45%</b> | 783 <b>13,28%</b> | 798 <b>13,67%</b> |
|                 | 08h-14h | 379 <b>12,14%</b> | 323 <b>17,96%</b> | 369 <b>13,28%</b> | 357 <b>19,33%</b> | 357 <b>14,29%</b> | 355 <b>15,77%</b> | 357 <b>15,46%</b> |



|              |         |                   |                   |                   |                   |                   |                   |                          |
|--------------|---------|-------------------|-------------------|-------------------|-------------------|-------------------|-------------------|--------------------------|
| Media Diaria | 00h-24h | 924 <b>12,77%</b> | 834 <b>14,51%</b> | 873 <b>13,06%</b> | 874 <b>15,33%</b> | 855 <b>12,63%</b> | 839 <b>12,87%</b> | <b>866</b> <b>13,53%</b> |
|              | 06h-22h | 852 <b>11,38%</b> | 761 <b>13,01%</b> | 811 <b>11,96%</b> | 797 <b>13,80%</b> | 807 <b>12,02%</b> | 787 <b>12,45%</b> | <b>802</b> <b>12,44%</b> |
|              | 08h-14h | 377 <b>10,61%</b> | 331 <b>15,41%</b> | 378 <b>11,38%</b> | 351 <b>16,24%</b> | 365 <b>11,78%</b> | 355 <b>14,08%</b> | <b>360</b> <b>13,25%</b> |



|              |   |         |         |         |         |         |         |         |
|--------------|---|---------|---------|---------|---------|---------|---------|---------|
| Coeficientes | N | 1,08876 | 1,09272 | 1,08115 | 1,09148 | 1,05729 | 1,06130 |         |
|              | L | 0,93478 | 1,04242 | 0,99307 | 0,98737 | 1,01296 | 1,03490 |         |
| Coeficiente  | S |         |         |         |         |         |         | 1,00748 |

Los datos en color negro corresponden al total de vehículos y los datos en color azul corresponden a vehículos pesados (en %)



**Castilla-La Mancha**

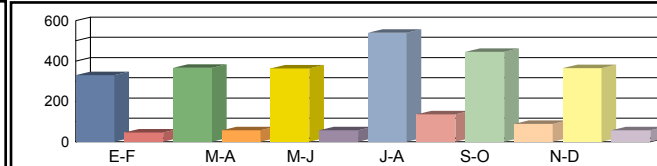
Consejería de Fomento

**Estación:** GU-18n  
**Carretera:** CM-200 p.k. 68,50 **Provincia:** GUADALAJARA  
**Ubicación:** Límite Provincia con Cuenca - Albalate de Zorita  
**Año:** 2024  
**Tipo:** COBERTURA

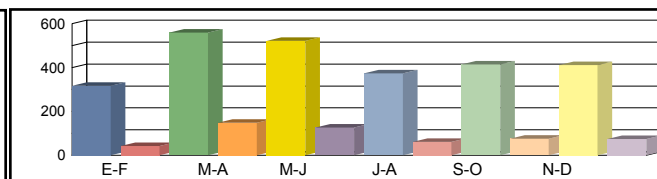
**Dirección General de Carreteras**

|  | Ene-Feb | Mar-Abr | May-Jun | Jul-Ago | Sep-Oct | Nov-Dic | IMD |
|--|---------|---------|---------|---------|---------|---------|-----|
|--|---------|---------|---------|---------|---------|---------|-----|

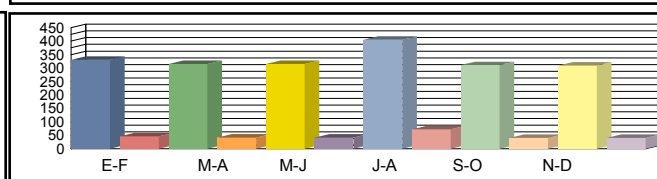
|                |         |                   |                   |                   |                   |                   |                   |                   |
|----------------|---------|-------------------|-------------------|-------------------|-------------------|-------------------|-------------------|-------------------|
| Media Domingos | 00h-24h | 330 <b>12,34%</b> | 366 <b>13,71%</b> | 364 <b>13,61%</b> | 540 <b>20,20%</b> | 446 <b>16,70%</b> | 365 <b>13,67%</b> | 402 <b>15,04%</b> |
|                | 06h-22h | 269 <b>9,80%</b>  | 307 <b>11,19%</b> | 306 <b>11,16%</b> | 458 <b>16,69%</b> | 388 <b>14,16%</b> | 317 <b>11,56%</b> | 341 <b>12,43%</b> |
|                | 08h-14h | 117 <b>6,20%</b>  | 152 <b>8,09%</b>  | 148 <b>7,86%</b>  | 177 <b>9,41%</b>  | 215 <b>11,41%</b> | 144 <b>7,66%</b>  | 159 <b>8,44%</b>  |



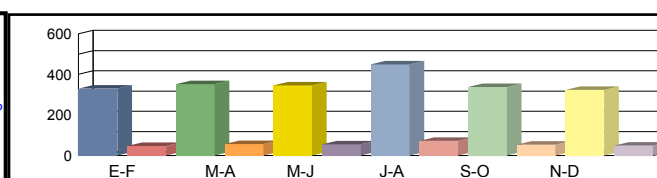
|               |         |                   |                   |                   |                   |                   |                   |                   |
|---------------|---------|-------------------|-------------------|-------------------|-------------------|-------------------|-------------------|-------------------|
| Media Sábados | 00h-24h | 317 <b>11,87%</b> | 560 <b>20,95%</b> | 522 <b>19,55%</b> | 374 <b>14,01%</b> | 414 <b>15,50%</b> | 411 <b>15,38%</b> | 433 <b>16,21%</b> |
|               | 06h-22h | 270 <b>9,86%</b>  | 482 <b>17,58%</b> | 448 <b>16,34%</b> | 316 <b>11,52%</b> | 356 <b>12,98%</b> | 347 <b>12,64%</b> | 370 <b>13,49%</b> |
|               | 08h-14h | 170 <b>9,03%</b>  | 377 <b>20,06%</b> | 290 <b>15,44%</b> | 267 <b>14,17%</b> | 209 <b>11,09%</b> | 254 <b>13,51%</b> | 261 <b>13,88%</b> |



|                 |         |                   |                   |                   |                   |                   |                   |                   |
|-----------------|---------|-------------------|-------------------|-------------------|-------------------|-------------------|-------------------|-------------------|
| Media Laborales | 00h-24h | 331 <b>12,39%</b> | 315 <b>11,81%</b> | 315 <b>11,80%</b> | 405 <b>15,17%</b> | 311 <b>11,64%</b> | 309 <b>11,57%</b> | 331 <b>12,39%</b> |
|                 | 06h-22h | 282 <b>10,28%</b> | 270 <b>9,84%</b>  | 271 <b>9,89%</b>  | 342 <b>12,45%</b> | 268 <b>9,76%</b>  | 263 <b>9,58%</b>  | 283 <b>10,30%</b> |
|                 | 08h-14h | 168 <b>8,93%</b>  | 152 <b>8,08%</b>  | 158 <b>8,39%</b>  | 206 <b>10,96%</b> | 155 <b>8,21%</b>  | 164 <b>8,72%</b>  | 167 <b>8,88%</b>  |



|              |         |                   |                   |                   |                   |                   |                   |                          |
|--------------|---------|-------------------|-------------------|-------------------|-------------------|-------------------|-------------------|--------------------------|
| Media Diaria | 00h-24h | 329 <b>12,31%</b> | 351 <b>13,80%</b> | 345 <b>13,59%</b> | 449 <b>13,73%</b> | 338 <b>13,45%</b> | 324 <b>13,00%</b> | <b>356</b> <b>13,31%</b> |
|              | 06h-22h | 278 <b>10,15%</b> | 301 <b>11,46%</b> | 297 <b>11,27%</b> | 378 <b>11,38%</b> | 292 <b>11,22%</b> | 276 <b>10,80%</b> | <b>304</b> <b>11,05%</b> |
|              | 08h-14h | 161 <b>8,55%</b>  | 177 <b>10,40%</b> | 172 <b>9,71%</b>  | 225 <b>9,75%</b>  | 167 <b>9,59%</b>  | 173 <b>9,40%</b>  | <b>179</b> <b>9,57%</b>  |



|              |   |  |  |  |  |  |  |  |
|--------------|---|--|--|--|--|--|--|--|
| Coeficientes | N |  |  |  |  |  |  |  |
|              | L |  |  |  |  |  |  |  |
| Coeficiente  | S |  |  |  |  |  |  |  |

Los datos en color negro corresponden al total de vehículos y los datos en color azul corresponden a vehículos pesados (en %)



Castilla-La Mancha

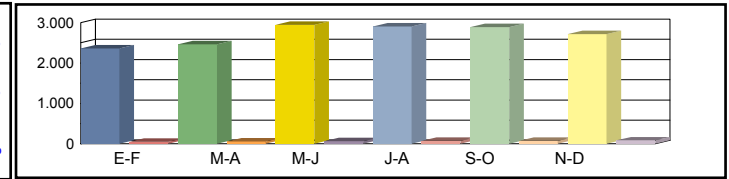
Consejería de Fomento

**Estación:** GU-18p  
**Carretera:** CM-2029 p.k. 1,20 **Provincia:** GUADALAJARA  
**Ubicación:** Int. CM-2028 - Mondéjar  
**Año:** 2024  
**Tipo:** PERMANENTE

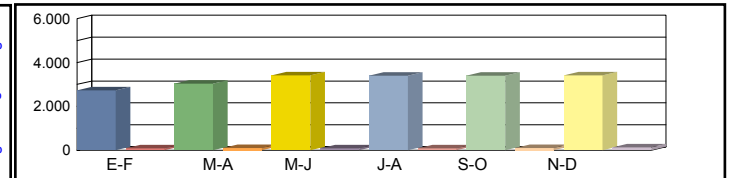
Dirección General de Carreteras

|  | Ene-Feb | Mar-Abr | May-Jun | Jul-Ago | Sep-Oct | Nov-Dic | IMD |
|--|---------|---------|---------|---------|---------|---------|-----|
|--|---------|---------|---------|---------|---------|---------|-----|

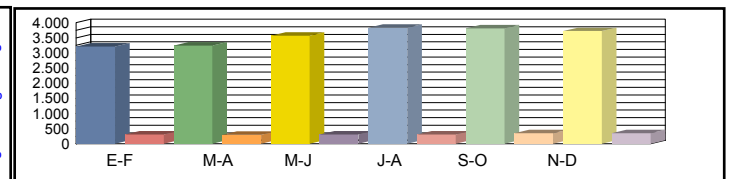
|                |         |             |             |             |             |             |             |             |
|----------------|---------|-------------|-------------|-------------|-------------|-------------|-------------|-------------|
| Media Domingos | 00h-24h | 2.358 2,04% | 2.462 2,44% | 2.948 2,10% | 2.908 2,54% | 2.890 2,63% | 2.717 3,09% | 2.714 2,47% |
|                | 06h-22h | 2.133 1,92% | 2.231 2,02% | 2.680 1,90% | 2.579 2,29% | 2.674 2,43% | 2.531 2,92% | 2.471 2,25% |
|                | 08h-14h | 770 2,21%   | 904 1,55%   | 1.101 1,36% | 1.033 2,03% | 1.089 2,11% | 1.081 2,68% | 996 1,99%   |



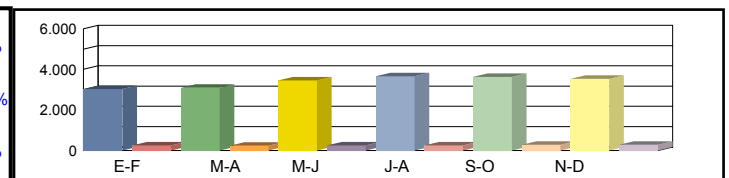
|               |         |             |             |             |             |             |             |             |
|---------------|---------|-------------|-------------|-------------|-------------|-------------|-------------|-------------|
| Media Sábados | 00h-24h | 2.728 3,23% | 3.038 3,23% | 3.409 2,67% | 3.402 2,62% | 3.398 2,94% | 3.420 3,51% | 3.232 3,03% |
|               | 06h-22h | 2.486 2,98% | 2.769 2,96% | 3.084 2,43% | 3.003 2,26% | 3.046 2,63% | 3.161 3,23% | 2.925 2,75% |
|               | 08h-14h | 1.158 3,45% | 1.390 2,95% | 1.541 2,21% | 1.496 2,01% | 1.496 2,47% | 1.615 3,03% | 1.449 2,69% |



|                 |         |              |             |             |             |              |              |             |
|-----------------|---------|--------------|-------------|-------------|-------------|--------------|--------------|-------------|
| Media Laborales | 00h-24h | 3.207 8,73%  | 3.242 8,48% | 3.570 8,04% | 3.834 7,43% | 3.815 8,49%  | 3.722 8,65%  | 3.565 8,31% |
|                 | 06h-22h | 3.005 8,79%  | 3.019 8,35% | 3.258 7,92% | 3.351 7,16% | 3.382 8,25%  | 3.436 8,41%  | 3.242 8,15% |
|                 | 08h-14h | 1.242 10,63% | 1.258 9,94% | 1.355 9,59% | 1.464 8,40% | 1.428 10,29% | 1.464 10,11% | 1.368 9,83% |



|              |         |             |             |             |             |             |             |                    |
|--------------|---------|-------------|-------------|-------------|-------------|-------------|-------------|--------------------|
| Media Diaria | 00h-24h | 3.027 7,33% | 3.097 7,01% | 3.454 6,51% | 3.651 6,27% | 3.624 7,12% | 3.529 7,28% | <b>3.397 6,92%</b> |
|              | 06h-22h | 2.817 7,38% | 2.867 6,87% | 3.146 6,36% | 3.201 6,00% | 3.233 6,84% | 3.262 7,05% | <b>3.088 6,75%</b> |
|              | 08h-14h | 1.167 8,91% | 1.225 7,84% | 1.345 7,36% | 1.413 6,79% | 1.387 8,22% | 1.430 8,11% | <b>1.328 7,87%</b> |



|              |   |         |         |         |         |         |         |         |
|--------------|---|---------|---------|---------|---------|---------|---------|---------|
| Coeficientes | N | 1,06722 | 1,07387 | 1,09576 | 1,14414 | 1,12803 | 1,08324 |         |
|              | L | 1,11163 | 1,09963 | 0,99860 | 0,92984 | 0,93447 | 0,95782 |         |
| Coeficiente  | S |         |         |         |         |         |         | 0,95255 |

Los datos en color negro corresponden al total de vehículos y los datos en color azul corresponden a vehículos pesados (en %)



Castilla-La Mancha

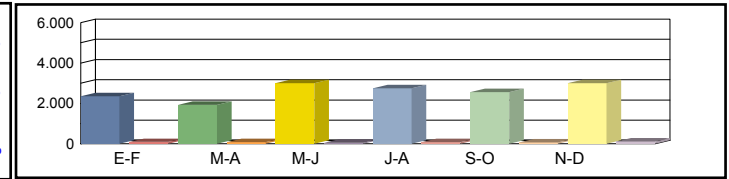
Consejería de Fomento

**Estación:** GU-18q  
**Carretera:** CM-2028 p.k. 1,42 **Provincia:** GUADALAJARA  
**Ubicación:** Int. CM 2029 - Int. CM-2001  
**Año:** 2024  
**Tipo:** PRIMARIA

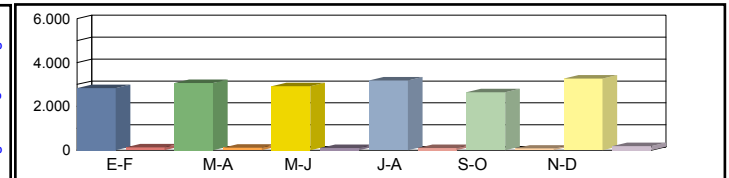
Dirección General de Carreteras

| Ene-Feb | Mar-Abr | May-Jun | Jul-Ago | Sep-Oct | Nov-Dic | IMD |
|---------|---------|---------|---------|---------|---------|-----|
|---------|---------|---------|---------|---------|---------|-----|

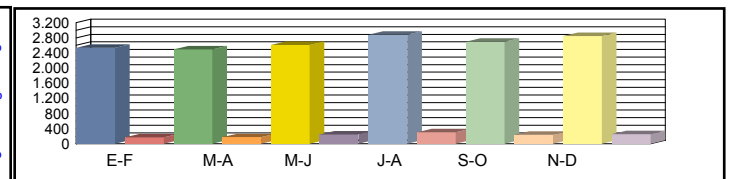
|          |         |       |       |       |       |       |       |       |       |       |       |       |       |       |       |
|----------|---------|-------|-------|-------|-------|-------|-------|-------|-------|-------|-------|-------|-------|-------|-------|
| Media    | 00h-24h | 2.359 | 3,82% | 1.925 | 4,21% | 3.011 | 1,83% | 2.758 | 2,97% | 2.564 | 2,54% | 3.010 | 3,62% | 2.604 | 3,16% |
| Domingos | 06h-22h | 2.068 | 3,34% | 1.769 | 3,50% | 2.599 | 1,15% | 2.376 | 2,65% | 2.354 | 1,91% | 2.568 | 3,43% | 2.289 | 2,66% |
|          | 08h-14h | 920   | 2,72% | 788   | 4,44% | 749   | 0,80% | 1.032 | 2,91% | 812   | 2,96% | 928   | 3,13% | 872   | 2,82% |



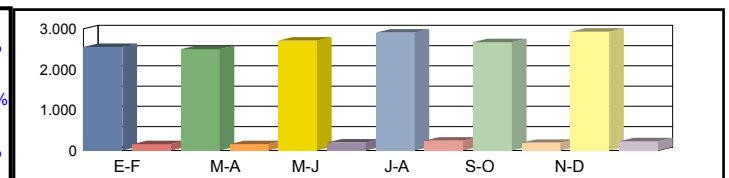
|         |         |       |       |       |       |       |       |       |       |       |       |       |       |       |       |
|---------|---------|-------|-------|-------|-------|-------|-------|-------|-------|-------|-------|-------|-------|-------|-------|
| Media   | 00h-24h | 2.834 | 4,45% | 3.064 | 3,66% | 2.926 | 3,52% | 3.186 | 3,23% | 2.646 | 2,95% | 3.273 | 5,59% | 2.988 | 3,90% |
| Sábados | 06h-22h | 2.694 | 3,97% | 2.831 | 3,21% | 2.584 | 3,06% | 2.893 | 3,01% | 2.453 | 2,77% | 2.914 | 5,53% | 2.728 | 3,59% |
|         | 08h-14h | 1.266 | 3,87% | 1.532 | 3,26% | 1.253 | 3,91% | 1.249 | 3,12% | 1.208 | 2,15% | 1.358 | 5,01% | 1.311 | 3,55% |



|           |         |       |       |       |       |       |        |       |        |       |        |       |       |       |       |
|-----------|---------|-------|-------|-------|-------|-------|--------|-------|--------|-------|--------|-------|-------|-------|-------|
| Media     | 00h-24h | 2.536 | 6,31% | 2.497 | 6,57% | 2.610 | 8,58%  | 2.881 | 9,55%  | 2.692 | 8,14%  | 2.847 | 8,15% | 2.677 | 7,88% |
| Laborales | 06h-22h | 2.382 | 5,58% | 2.353 | 5,91% | 2.407 | 8,68%  | 2.666 | 9,68%  | 2.511 | 8,20%  | 2.622 | 8,28% | 2.490 | 7,72% |
|           | 08h-14h | 926   | 6,26% | 962   | 6,34% | 935   | 11,12% | 1.018 | 11,00% | 1.097 | 11,03% | 1.087 | 9,02% | 1.004 | 9,13% |



|        |         |       |       |       |       |       |       |       |       |       |       |       |       |       |       |
|--------|---------|-------|-------|-------|-------|-------|-------|-------|-------|-------|-------|-------|-------|-------|-------|
| Media  | 00h-24h | 2.553 | 5,68% | 2.497 | 5,81% | 2.713 | 6,75% | 2.907 | 7,67% | 2.667 | 6,64% | 2.932 | 7,09% | 2.712 | 6,61% |
| Diaria | 06h-22h | 2.382 | 5,04% | 2.338 | 5,18% | 2.460 | 6,71% | 2.657 | 7,75% | 2.480 | 6,57% | 2.655 | 7,16% | 2.495 | 6,40% |
|        | 08h-14h | 974   | 5,34% | 1.019 | 5,50% | 953   | 8,60% | 1.053 | 8,55% | 1.072 | 8,68% | 1.103 | 7,62% | 1.029 | 7,38% |



|              |   |         |         |         |         |         |         |
|--------------|---|---------|---------|---------|---------|---------|---------|
| Coeficientes | N | 1,06465 | 1,06120 | 1,08434 | 1,08065 | 1,07208 | 1,08581 |
|              | L | 1,05560 | 1,07209 | 1,02567 | 0,92919 | 0,99443 | 0,94029 |
| Coeficiente  | S |         |         |         |         |         | 1,01270 |

Los datos en color negro corresponden al total de vehículos y los datos en color azul corresponden a vehículos pesados (en %)



**Castilla-La Mancha**

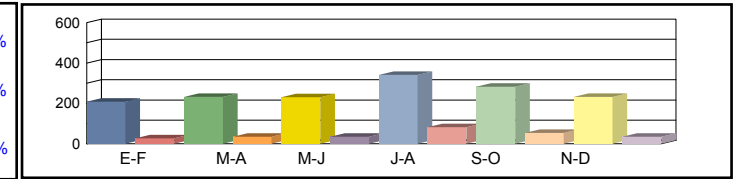
Consejería de Fomento

**Estación:** GU-18x  
**Carretera:** CM-2006 p.k. 3,00 **Provincia:** GUADALAJARA  
**Ubicación:** Int. CM-200 - Int. CM-2055  
**Año:** 2024  
**Tipo:** COBERTURA

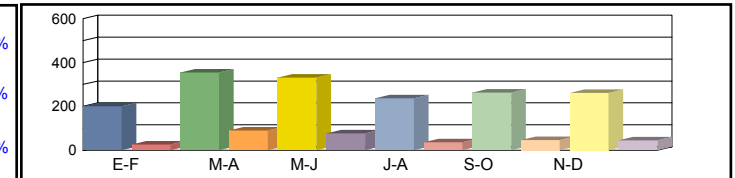
**Dirección General de Carreteras**

| Ene-Feb | Mar-Abr | May-Jun | Jul-Ago | Sep-Oct | Nov-Dic | IMD |
|---------|---------|---------|---------|---------|---------|-----|
|---------|---------|---------|---------|---------|---------|-----|

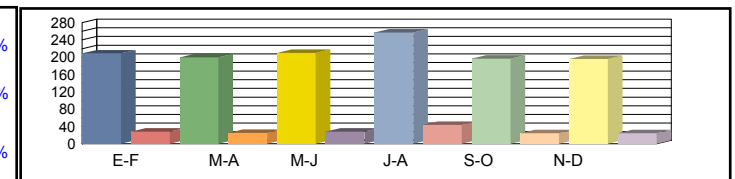
|                |         |            |            |            |            |            |            |            |
|----------------|---------|------------|------------|------------|------------|------------|------------|------------|
| Media Domingos | 00h-24h | 209 11,86% | 232 13,18% | 231 13,08% | 342 19,41% | 283 16,05% | 232 13,14% | 255 14,45% |
|                | 06h-22h | 167 9,80%  | 190 11,20% | 190 11,16% | 284 16,70% | 241 14,16% | 197 11,57% | 212 12,43% |
|                | 08h-14h | 65 2,99%   | 84 3,90%   | 82 3,79%   | 98 4,53%   | 119 5,50%  | 80 3,69%   | 88 4,07%   |



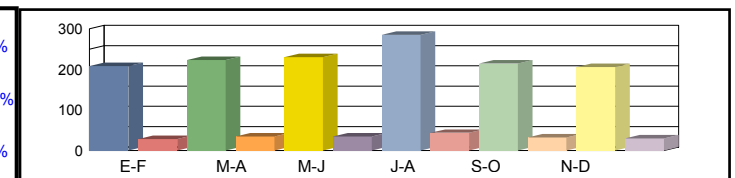
|               |         |            |            |            |            |            |            |            |
|---------------|---------|------------|------------|------------|------------|------------|------------|------------|
| Media Sábados | 00h-24h | 201 11,41% | 355 20,13% | 331 18,79% | 237 13,46% | 263 14,90% | 261 14,78% | 275 15,58% |
|               | 06h-22h | 168 9,86%  | 299 17,59% | 278 16,34% | 196 11,52% | 221 12,99% | 215 12,65% | 230 13,49% |
|               | 08h-14h | 94 4,35%   | 209 9,66%  | 161 7,44%  | 148 6,83%  | 116 5,34%  | 141 6,51%  | 145 6,69%  |



|                 |         |            |            |            |            |            |            |            |
|-----------------|---------|------------|------------|------------|------------|------------|------------|------------|
| Media Laborales | 00h-24h | 209 11,88% | 200 11,35% | 210 11,90% | 257 14,58% | 197 11,19% | 196 11,12% | 212 12,00% |
|                 | 06h-22h | 173 10,15% | 168 9,85%  | 175 10,29% | 212 12,46% | 166 9,76%  | 163 9,58%  | 176 10,35% |
|                 | 08h-14h | 95 4,41%   | 84 3,89%   | 93 4,30%   | 114 5,28%  | 86 3,96%   | 91 4,20%   | 94 4,34%   |



|              |         |            |            |            |            |            |            |            |
|--------------|---------|------------|------------|------------|------------|------------|------------|------------|
| Media Diaria | 00h-24h | 208 11,83% | 223 13,26% | 230 13,06% | 285 13,20% | 214 12,92% | 206 12,49% | 228 12,79% |
|              | 06h-22h | 171 10,16% | 187 11,46% | 192 11,28% | 235 11,38% | 181 11,22% | 171 10,81% | 190 11,05% |
|              | 08h-14h | 91 4,12%   | 98 5,01%   | 101 4,68%  | 124 4,69%  | 92 4,62%   | 96 4,53%   | 100 4,61%  |



|              |   |  |  |  |  |  |  |  |
|--------------|---|--|--|--|--|--|--|--|
| Coeficientes | N |  |  |  |  |  |  |  |
|              | L |  |  |  |  |  |  |  |
| Coeficiente  | S |  |  |  |  |  |  |  |

Los datos en color negro corresponden al total de vehículos y los datos en color azul corresponden a vehículos pesados (en %)





**Castilla-La Mancha**

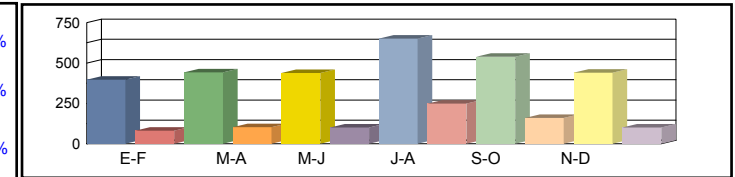
Consejería de Fomento

**Estación:** GU-18z  
**Carretera:** CM-2032 p.k. 2,00 **Provincia:** GUADALAJARA  
**Ubicación:** Límite Provincia con Madrid - Int CM2029  
**Año:** 2024  
**Tipo:** COBERTURA

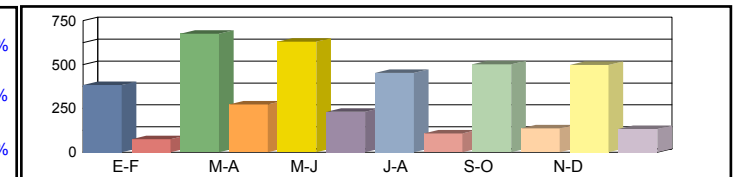
**Dirección General de Carreteras**

| Ene-Feb | Mar-Abr | May-Jun | Jul-Ago | Sep-Oct | Nov-Dic | IMD |
|---------|---------|---------|---------|---------|---------|-----|
|---------|---------|---------|---------|---------|---------|-----|

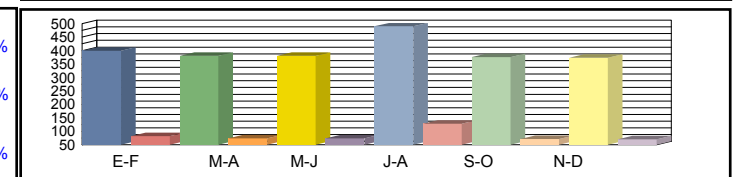
|                |         |                   |                   |                   |                   |                   |                   |                   |
|----------------|---------|-------------------|-------------------|-------------------|-------------------|-------------------|-------------------|-------------------|
| Media Domingos | 00h-24h | 398 <b>16,93%</b> | 443 <b>18,82%</b> | 439 <b>18,68%</b> | 652 <b>27,72%</b> | 539 <b>22,92%</b> | 441 <b>18,76%</b> | 485 <b>20,64%</b> |
|                | 06h-22h | 337 <b>13,46%</b> | 385 <b>15,37%</b> | 384 <b>15,33%</b> | 575 <b>22,93%</b> | 487 <b>19,44%</b> | 398 <b>15,88%</b> | 428 <b>17,07%</b> |
|                | 08h-14h | 92 <b>9,99%</b>   | 120 <b>13,04%</b> | 116 <b>12,67%</b> | 139 <b>15,17%</b> | 169 <b>18,39%</b> | 113 <b>12,35%</b> | 125 <b>13,60%</b> |



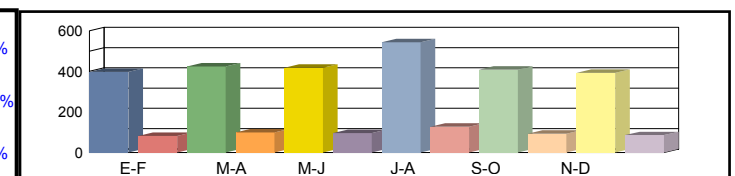
|               |         |                   |                   |                   |                   |                   |                   |                   |
|---------------|---------|-------------------|-------------------|-------------------|-------------------|-------------------|-------------------|-------------------|
| Media Sábados | 00h-24h | 383 <b>16,29%</b> | 676 <b>28,75%</b> | 631 <b>26,84%</b> | 452 <b>19,22%</b> | 501 <b>21,28%</b> | 497 <b>21,11%</b> | 523 <b>22,25%</b> |
|               | 06h-22h | 339 <b>13,54%</b> | 605 <b>24,15%</b> | 562 <b>22,44%</b> | 397 <b>15,82%</b> | 447 <b>17,83%</b> | 435 <b>17,37%</b> | 464 <b>18,52%</b> |
|               | 08h-14h | 133 <b>14,55%</b> | 297 <b>32,34%</b> | 228 <b>24,88%</b> | 209 <b>22,84%</b> | 164 <b>17,88%</b> | 200 <b>21,78%</b> | 205 <b>22,38%</b> |



|                 |         |                   |                   |                   |                   |                   |                   |                   |
|-----------------|---------|-------------------|-------------------|-------------------|-------------------|-------------------|-------------------|-------------------|
| Media Laborales | 00h-24h | 400 <b>17,00%</b> | 381 <b>16,20%</b> | 381 <b>16,19%</b> | 490 <b>20,82%</b> | 376 <b>15,97%</b> | 374 <b>15,88%</b> | 400 <b>17,01%</b> |
|                 | 06h-22h | 354 <b>14,12%</b> | 339 <b>13,52%</b> | 340 <b>13,58%</b> | 429 <b>17,11%</b> | 336 <b>13,40%</b> | 330 <b>13,16%</b> | 355 <b>14,15%</b> |
|                 | 08h-14h | 132 <b>14,39%</b> | 119 <b>13,02%</b> | 124 <b>13,52%</b> | 162 <b>17,67%</b> | 121 <b>13,24%</b> | 129 <b>14,05%</b> | 131 <b>14,32%</b> |



|              |         |                   |                   |                   |                   |                   |                   |                          |
|--------------|---------|-------------------|-------------------|-------------------|-------------------|-------------------|-------------------|--------------------------|
| Media Diaria | 00h-24h | 397 <b>16,89%</b> | 424 <b>18,94%</b> | 418 <b>18,64%</b> | 543 <b>18,85%</b> | 408 <b>18,46%</b> | 392 <b>17,84%</b> | <b>430</b> <b>18,27%</b> |
|              | 06h-22h | 350 <b>13,95%</b> | 378 <b>15,73%</b> | 373 <b>15,48%</b> | 475 <b>15,62%</b> | 367 <b>15,41%</b> | 347 <b>14,84%</b> | <b>382</b> <b>15,17%</b> |
|              | 08h-14h | 126 <b>13,79%</b> | 139 <b>16,76%</b> | 135 <b>15,65%</b> | 177 <b>15,71%</b> | 130 <b>15,46%</b> | 136 <b>15,16%</b> | <b>140</b> <b>15,42%</b> |



|              |   |  |  |  |  |  |  |  |
|--------------|---|--|--|--|--|--|--|--|
| Coeficientes | N |  |  |  |  |  |  |  |
|              | L |  |  |  |  |  |  |  |
| Coeficiente  | S |  |  |  |  |  |  |  |

Los datos en color negro corresponden al total de vehículos y los datos en color azul corresponden a vehículos pesados (en %)



Castilla-La Mancha

Consejería de Fomento

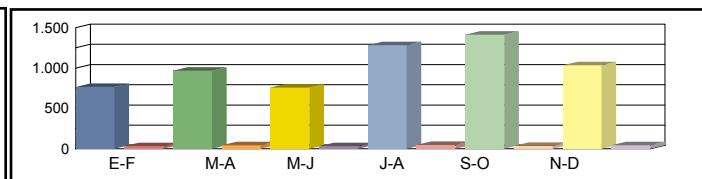
**Estación:** GU-19  
**Carretera:** CM-2013 p.k. 12,25 **Provincia:** GUADALAJARA  
**Ubicación:** Int. GU-932 (Brihuega) - Int N 204  
**Año:** 2024  
**Tipo:** PRIMARIA

Dirección General de Carreteras

| Ene-Feb | Mar-Abr | May-Jun | Jul-Ago | Sep-Oct | Nov-Dic | IMD |
|---------|---------|---------|---------|---------|---------|-----|
|---------|---------|---------|---------|---------|---------|-----|

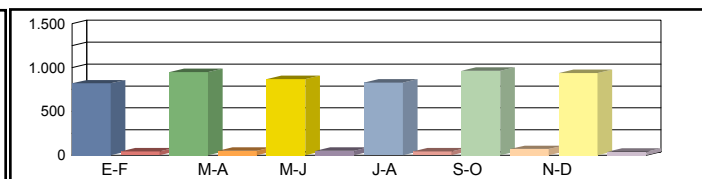
Media 00h-24h  
 Domingos 06h-22h  
 08h-14h

|           |           |           |             |             |             |             |
|-----------|-----------|-----------|-------------|-------------|-------------|-------------|
| 766 4,31% | 968 4,44% | 760 4,34% | 1.282 3,74% | 1.414 2,55% | 1.036 4,05% | 1.038 3,91% |
| 702 3,42% | 869 3,11% | 714 3,50% | 1.064 2,35% | 1.378 1,67% | 996 2,91%   | 954 2,83%   |
| 336 3,27% | 255 4,31% | 269 5,58% | 313 1,28%   | 550 1,64%   | 377 2,39%   | 350 3,08%   |



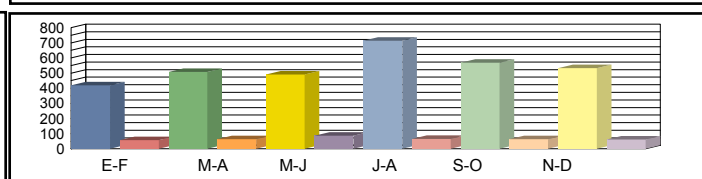
Media 00h-24h  
 Sábados 06h-22h  
 08h-14h

|           |           |           |           |           |           |           |
|-----------|-----------|-----------|-----------|-----------|-----------|-----------|
| 819 5,13% | 947 5,17% | 869 5,64% | 829 4,83% | 961 6,87% | 937 4,16% | 894 5,30% |
| 750 3,73% | 912 3,51% | 807 4,46% | 734 4,63% | 874 4,35% | 882 2,95% | 826 3,94% |
| 359 3,62% | 468 1,71% | 338 6,21% | 287 4,53% | 381 3,41% | 498 2,61% | 388 3,68% |



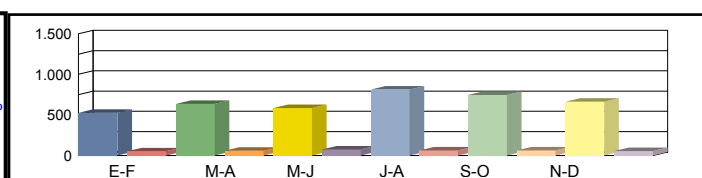
Media 00h-24h  
 Laborales 06h-22h  
 08h-14h

|            |            |            |           |            |            |            |
|------------|------------|------------|-----------|------------|------------|------------|
| 419 12,17% | 507 11,24% | 490 15,10% | 714 8,54% | 568 10,21% | 532 10,53% | 538 11,30% |
| 351 9,97%  | 468 10,04% | 450 13,56% | 628 7,32% | 527 8,92%  | 494 9,11%  | 486 9,82%  |
| 149 8,72%  | 209 10,53% | 184 11,41% | 236 6,78% | 222 10,81% | 237 7,17%  | 206 9,24%  |



Media 00h-24h  
 Diaria 06h-22h  
 08h-14h

|           |           |            |           |           |           |           |
|-----------|-----------|------------|-----------|-----------|-----------|-----------|
| 526 8,94% | 636 8,49% | 583 11,15% | 812 6,90% | 745 7,52% | 662 7,70% | 661 8,45% |
| 458 6,99% | 589 7,13% | 538 9,67%  | 705 5,82% | 698 6,02% | 621 6,44% | 602 7,01% |
| 206 6,31% | 252 7,14% | 218 9,17%  | 254 5,51% | 292 6,85% | 295 5,42% | 253 6,74% |



Coeficientes N  
 L  
 Coeficiente S

|         |         |         |         |         |         |         |
|---------|---------|---------|---------|---------|---------|---------|
| 1,19373 | 1,08333 | 1,08889 | 1,13694 | 1,07780 | 1,07692 |         |
| 1,28401 | 1,06114 | 1,09796 | 0,75350 | 0,94718 | 1,01128 |         |
|         |         |         |         |         |         | 1,22730 |

Los datos en color negro corresponden al total de vehículos y los datos en color azul corresponden a vehículos pesados (en %)



Castilla-La Mancha

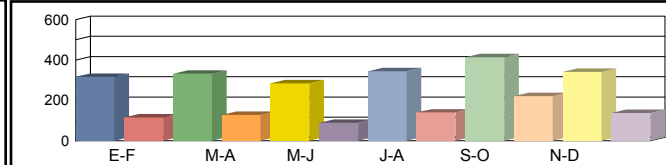
Consejería de Fomento

**Estación:** GU-19m  
**Carretera:** CM-2053 p.k. 17,50 **Provincia:** GUADALAJARA  
**Ubicación:** Int N-204 - Int. CM-2115  
**Año:** 2024  
**Tipo:** COBERTURA

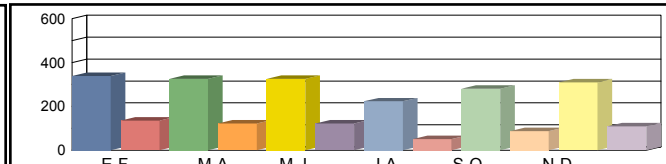
Dirección General de Carreteras

|  | Ene-Feb | Mar-Abr | May-Jun | Jul-Ago | Sep-Oct | Nov-Dic | IMD |
|--|---------|---------|---------|---------|---------|---------|-----|
|--|---------|---------|---------|---------|---------|---------|-----|

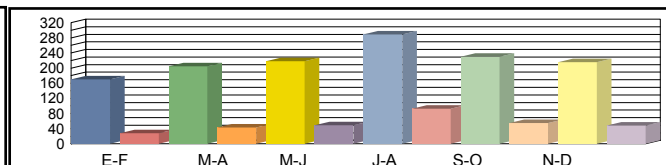
|                |         |            |            |            |            |            |            |            |
|----------------|---------|------------|------------|------------|------------|------------|------------|------------|
| Media Domingos | 00h-24h | 317 26,72% | 332 27,93% | 284 23,92% | 344 28,97% | 414 34,83% | 341 28,71% | 339 28,51% |
|                | 06h-22h | 277 31,33% | 267 30,16% | 240 27,13% | 273 30,85% | 357 40,36% | 290 32,79% | 284 32,10% |
|                | 08h-14h | 140 43,62% | 87 27,06%  | 106 33,00% | 106 32,96% | 162 50,37% | 110 34,18% | 118 36,87% |



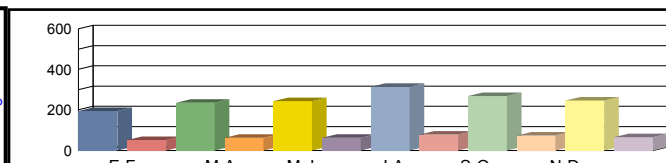
|               |         |            |            |            |            |            |            |            |
|---------------|---------|------------|------------|------------|------------|------------|------------|------------|
| Media Sábados | 00h-24h | 339 28,57% | 325 27,32% | 325 27,35% | 223 18,73% | 281 23,67% | 309 25,97% | 300 25,27% |
|               | 06h-22h | 296 33,47% | 280 31,65% | 272 30,66% | 188 21,28% | 227 25,60% | 257 29,03% | 253 28,62% |
|               | 08h-14h | 150 46,61% | 160 49,67% | 133 41,47% | 97 30,22%  | 112 34,90% | 145 45,15% | 133 41,33% |



|                 |         |            |            |            |            |            |            |            |
|-----------------|---------|------------|------------|------------|------------|------------|------------|------------|
| Media Laborales | 00h-24h | 170 14,29% | 205 17,29% | 218 18,35% | 289 24,35% | 230 19,37% | 216 18,14% | 221 18,63% |
|                 | 06h-22h | 131 14,76% | 174 19,68% | 181 20,44% | 234 26,41% | 196 22,17% | 184 20,78% | 183 20,71% |
|                 | 08h-14h | 62 19,34%  | 87 27,13%  | 86 26,74%  | 99 30,64%  | 93 28,82%  | 99 30,77%  | 88 27,24%  |



|              |         |            |            |            |            |            |            |            |
|--------------|---------|------------|------------|------------|------------|------------|------------|------------|
| Media Diaria | 00h-24h | 195 21,00% | 235 21,00% | 243 20,43% | 314 19,92% | 269 21,46% | 246 20,92% | 250 20,79% |
|              | 06h-22h | 153 23,86% | 199 23,43% | 202 22,86% | 252 22,05% | 230 24,02% | 211 23,43% | 208 23,28% |
|              | 08h-14h | 74 31,99%  | 98 30,06%  | 96 29,74%  | 104 28,13% | 109 31,28% | 113 30,44% | 99 30,27%  |



|              |   |  |  |  |  |  |  |  |
|--------------|---|--|--|--|--|--|--|--|
| Coeficientes | N |  |  |  |  |  |  |  |
|              | L |  |  |  |  |  |  |  |
| Coeficiente  | S |  |  |  |  |  |  |  |

Los datos en color negro corresponden al total de vehículos y los datos en color azul corresponden a vehículos pesados (en %)



**Castilla-La Mancha**

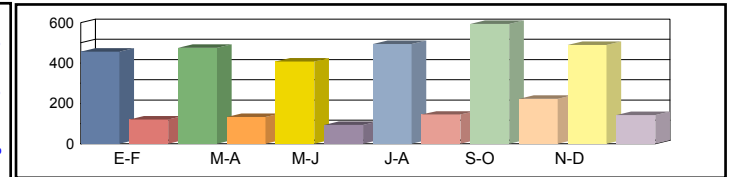
Consejería de Fomento

**Estación:** GU-19n  
**Carretera:** CM-2115 p.k. 12,50 **Provincia:** GUADALAJARA  
**Ubicación:** Trillo - Int. CM-2053  
**Año:** 2024  
**Tipo:** COBERTURA

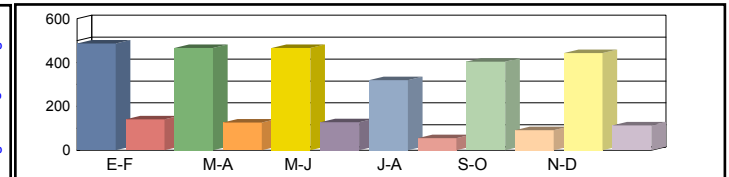
**Dirección General de Carreteras**

| Ene-Feb | Mar-Abr | May-Jun | Jul-Ago | Sep-Oct | Nov-Dic | IMD |
|---------|---------|---------|---------|---------|---------|-----|
|---------|---------|---------|---------|---------|---------|-----|

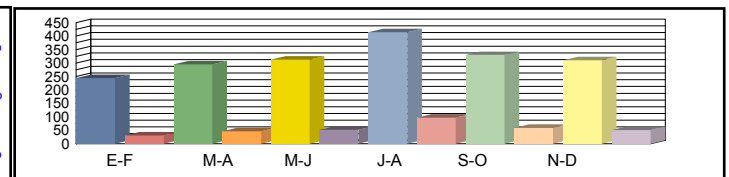
|                |         |                   |                   |                   |                   |                   |                   |                   |
|----------------|---------|-------------------|-------------------|-------------------|-------------------|-------------------|-------------------|-------------------|
| Media Domingos | 00h-24h | 456 <b>20,94%</b> | 476 <b>21,88%</b> | 408 <b>18,74%</b> | 494 <b>22,70%</b> | 594 <b>27,29%</b> | 490 <b>22,50%</b> | 486 <b>22,34%</b> |
|                | 06h-22h | 411 <b>18,87%</b> | 395 <b>18,17%</b> | 356 <b>16,34%</b> | 404 <b>18,58%</b> | 529 <b>24,31%</b> | 430 <b>19,75%</b> | 421 <b>19,34%</b> |
|                | 08h-14h | 132 <b>24,16%</b> | 82 <b>14,99%</b>  | 100 <b>18,28%</b> | 100 <b>18,26%</b> | 153 <b>27,90%</b> | 104 <b>18,93%</b> | 112 <b>20,42%</b> |



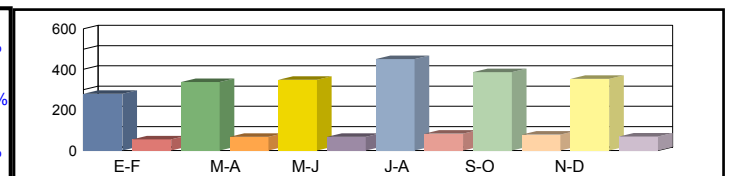
|               |         |                   |                   |                   |                   |                   |                   |                   |
|---------------|---------|-------------------|-------------------|-------------------|-------------------|-------------------|-------------------|-------------------|
| Media Sábados | 00h-24h | 487 <b>22,39%</b> | 466 <b>21,41%</b> | 467 <b>21,43%</b> | 320 <b>14,68%</b> | 404 <b>18,55%</b> | 443 <b>20,35%</b> | 431 <b>19,80%</b> |
|               | 06h-22h | 439 <b>20,16%</b> | 415 <b>19,07%</b> | 402 <b>18,47%</b> | 279 <b>12,82%</b> | 336 <b>15,42%</b> | 381 <b>17,49%</b> | 375 <b>17,24%</b> |
|               | 08h-14h | 141 <b>25,82%</b> | 150 <b>27,51%</b> | 126 <b>22,97%</b> | 92 <b>16,74%</b>  | 106 <b>19,33%</b> | 137 <b>25,01%</b> | 125 <b>22,90%</b> |



|                 |         |                   |                   |                   |                   |                   |                   |                   |
|-----------------|---------|-------------------|-------------------|-------------------|-------------------|-------------------|-------------------|-------------------|
| Media Laborales | 00h-24h | 244 <b>11,20%</b> | 295 <b>13,55%</b> | 313 <b>14,38%</b> | 415 <b>19,08%</b> | 330 <b>15,18%</b> | 310 <b>14,22%</b> | 318 <b>14,60%</b> |
|                 | 06h-22h | 194 <b>8,89%</b>  | 258 <b>11,86%</b> | 268 <b>12,31%</b> | 346 <b>15,91%</b> | 291 <b>13,35%</b> | 272 <b>12,52%</b> | 272 <b>12,47%</b> |
|                 | 08h-14h | 59 <b>10,72%</b>  | 82 <b>15,03%</b>  | 81 <b>14,81%</b>  | 93 <b>16,97%</b>  | 87 <b>15,97%</b>  | 93 <b>17,04%</b>  | 82 <b>15,09%</b>  |



|              |         |                   |                   |                   |                   |                   |                   |                          |
|--------------|---------|-------------------|-------------------|-------------------|-------------------|-------------------|-------------------|--------------------------|
| Media Diaria | 00h-24h | 279 <b>16,46%</b> | 338 <b>16,45%</b> | 349 <b>16,01%</b> | 451 <b>15,61%</b> | 386 <b>16,82%</b> | 353 <b>16,39%</b> | <b>359</b> <b>16,29%</b> |
|              | 06h-22h | 226 <b>14,37%</b> | 296 <b>14,11%</b> | 300 <b>13,77%</b> | 373 <b>13,28%</b> | 342 <b>14,47%</b> | 312 <b>14,11%</b> | <b>308</b> <b>14,02%</b> |
|              | 08h-14h | 71 <b>17,72%</b>  | 92 <b>16,65%</b>  | 90 <b>16,47%</b>  | 98 <b>15,58%</b>  | 102 <b>17,33%</b> | 106 <b>16,86%</b> | <b>93</b> <b>16,77%</b>  |



|              |   |  |  |  |  |  |  |  |
|--------------|---|--|--|--|--|--|--|--|
| Coeficientes | N |  |  |  |  |  |  |  |
|              | L |  |  |  |  |  |  |  |
| Coeficiente  | S |  |  |  |  |  |  |  |

Los datos en color negro corresponden al total de vehículos y los datos en color azul corresponden a vehículos pesados (en %)



**Castilla-La Mancha**

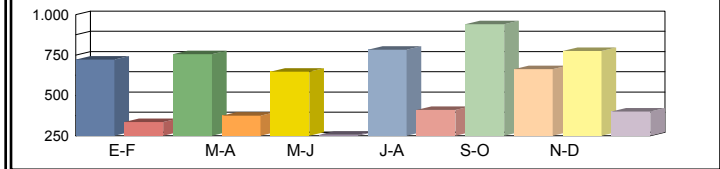
Consejería de Fomento

**Estación:** GU-19o  
**Carretera:** CM-2115 p.k. 19,00 **Provincia:** GUADALAJARA  
**Ubicación:** Int. CM-2053 - Peralvache  
**Año:** 2024  
**Tipo:** COBERTURA

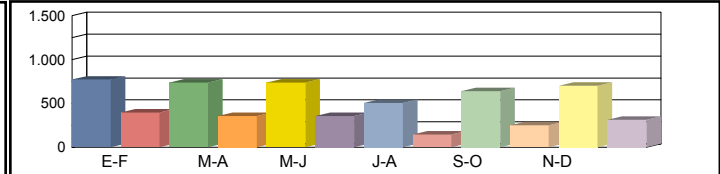
**Dirección General de Carreteras**

| Ene-Feb | Mar-Abr | May-Jun | Jul-Ago | Sep-Oct | Nov-Dic | IMD |
|---------|---------|---------|---------|---------|---------|-----|
|---------|---------|---------|---------|---------|---------|-----|

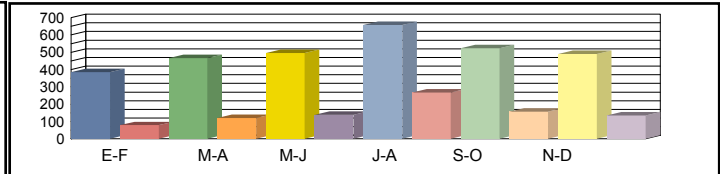
|                |         |            |            |            |            |            |            |            |
|----------------|---------|------------|------------|------------|------------|------------|------------|------------|
| Media Domingos | 00h-24h | 722 31,71% | 755 33,14% | 647 28,38% | 783 34,38% | 941 41,33% | 776 34,08% | 771 33,84% |
|                | 06h-22h | 653 35,98% | 629 34,63% | 565 31,15% | 643 35,43% | 841 46,34% | 683 37,65% | 669 36,86% |
|                | 08h-14h | 267 41,77% | 166 25,91% | 202 31,60% | 202 31,56% | 309 48,24% | 210 32,73% | 226 35,30% |



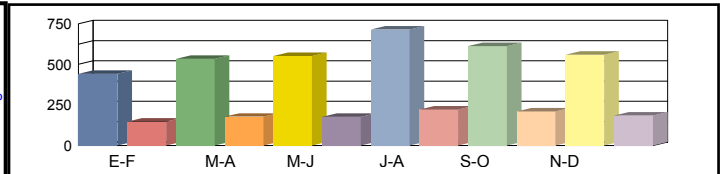
|               |         |            |            |            |            |            |            |            |
|---------------|---------|------------|------------|------------|------------|------------|------------|------------|
| Media Sábados | 00h-24h | 772 33,90% | 739 32,42% | 739 32,46% | 506 22,23% | 640 28,09% | 702 30,82% | 683 29,99% |
|               | 06h-22h | 698 38,44% | 660 36,35% | 639 35,21% | 444 24,44% | 533 29,39% | 605 33,34% | 596 32,86% |
|               | 08h-14h | 286 44,63% | 305 47,56% | 254 39,71% | 185 28,94% | 214 33,42% | 277 43,23% | 254 39,58% |



|                 |         |            |            |            |            |            |            |            |
|-----------------|---------|------------|------------|------------|------------|------------|------------|------------|
| Media Laborales | 00h-24h | 386 16,96% | 467 20,52% | 496 21,77% | 658 28,90% | 524 22,99% | 490 21,53% | 504 22,11% |
|                 | 06h-22h | 308 16,95% | 410 22,60% | 426 23,47% | 550 30,33% | 462 25,45% | 433 23,86% | 432 23,78% |
|                 | 08h-14h | 119 18,52% | 166 25,98% | 164 25,61% | 188 29,34% | 177 27,60% | 189 29,46% | 167 26,09% |



|              |         |            |            |            |            |            |            |            |
|--------------|---------|------------|------------|------------|------------|------------|------------|------------|
| Media Diaria | 00h-24h | 442 24,93% | 534 24,92% | 552 24,24% | 714 23,64% | 613 25,47% | 559 24,82% | 569 24,67% |
|              | 06h-22h | 359 27,40% | 470 26,91% | 476 26,25% | 593 25,32% | 543 27,59% | 496 26,91% | 490 26,73% |
|              | 08h-14h | 142 30,64% | 187 28,79% | 182 28,48% | 198 26,93% | 207 29,96% | 215 29,14% | 188 28,99% |



|              |   |  |  |  |  |  |  |  |
|--------------|---|--|--|--|--|--|--|--|
| Coeficientes | N |  |  |  |  |  |  |  |
|              | L |  |  |  |  |  |  |  |
| Coeficiente  | S |  |  |  |  |  |  |  |

Los datos en color negro corresponden al total de vehículos y los datos en color azul corresponden a vehículos pesados (en %)



Castilla-La Mancha

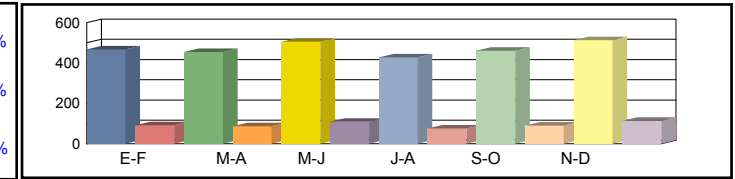
Consejería de Fomento

**Estación:** GU-1c  
**Carretera:** CM-2113 p.k. 4,00 **Provincia:** GUADALAJARA  
**Ubicación:** Alcoléa del Pinar - Luzaga  
**Año:** 2024  
**Tipo:** COBERTURA

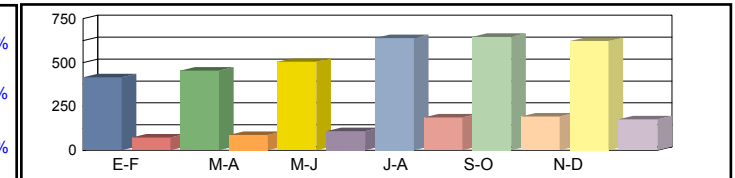
Dirección General de Carreteras

|  | Ene-Feb | Mar-Abr | May-Jun | Jul-Ago | Sep-Oct | Nov-Dic | IMD |
|--|---------|---------|---------|---------|---------|---------|-----|
|--|---------|---------|---------|---------|---------|---------|-----|

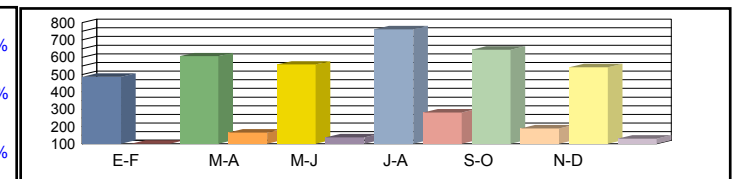
|                |         |            |            |            |            |            |            |            |
|----------------|---------|------------|------------|------------|------------|------------|------------|------------|
| Media Domingos | 00h-24h | 468 16,56% | 455 16,10% | 505 17,87% | 428 15,15% | 462 16,36% | 513 18,18% | 472 16,70% |
|                | 06h-22h | 399 14,92% | 394 14,70% | 462 17,25% | 392 14,66% | 414 15,48% | 475 17,74% | 423 15,79% |
|                | 08h-14h | 165 11,30% | 144 9,92%  | 168 11,51% | 149 10,21% | 189 13,00% | 218 14,95% | 172 11,81% |



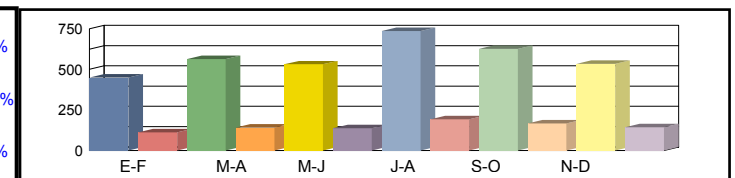
|               |         |            |            |            |            |            |            |            |
|---------------|---------|------------|------------|------------|------------|------------|------------|------------|
| Media Sábados | 00h-24h | 416 14,74% | 454 16,07% | 504 17,83% | 640 22,67% | 647 22,90% | 622 22,03% | 547 19,37% |
|               | 06h-22h | 352 13,14% | 436 16,29% | 449 16,76% | 615 22,99% | 594 22,17% | 598 22,33% | 507 18,95% |
|               | 08h-14h | 174 11,96% | 184 12,65% | 190 13,07% | 294 20,20% | 265 18,19% | 290 19,91% | 233 16,00% |



|                 |         |            |            |            |            |            |            |            |
|-----------------|---------|------------|------------|------------|------------|------------|------------|------------|
| Media Laborales | 00h-24h | 487 17,23% | 606 21,45% | 558 19,74% | 762 26,99% | 643 22,77% | 543 19,23% | 600 21,24% |
|                 | 06h-22h | 439 16,39% | 562 21,00% | 517 19,32% | 713 26,62% | 609 22,76% | 499 18,63% | 556 20,79% |
|                 | 08h-14h | 202 13,85% | 256 17,58% | 234 16,10% | 326 22,38% | 266 18,29% | 220 15,13% | 251 17,22% |



|              |         |            |            |            |            |            |            |            |
|--------------|---------|------------|------------|------------|------------|------------|------------|------------|
| Media Diaria | 00h-24h | 449 19,80% | 563 19,92% | 531 20,42% | 736 20,73% | 627 20,93% | 533 21,07% | 573 20,48% |
|              | 06h-22h | 397 19,01% | 520 19,43% | 489 19,86% | 692 20,38% | 591 20,38% | 492 20,72% | 530 19,96% |
|              | 08h-14h | 182 15,88% | 230 15,78% | 214 16,07% | 313 16,90% | 257 17,01% | 219 17,54% | 236 16,53% |



|              |   |  |  |  |  |  |  |  |
|--------------|---|--|--|--|--|--|--|--|
| Coeficientes | N |  |  |  |  |  |  |  |
|              | L |  |  |  |  |  |  |  |
| Coeficiente  | S |  |  |  |  |  |  |  |

Los datos en color negro corresponden al total de vehículos y los datos en color azul corresponden a vehículos pesados (en %)



**Castilla-La Mancha**

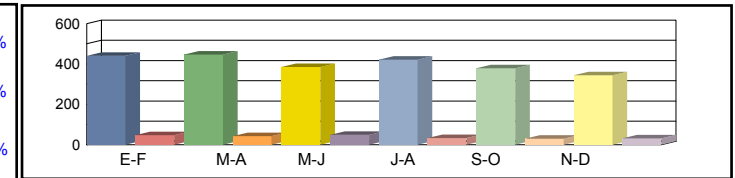
Consejería de Fomento

**Estación:** GU-1d  
**Carretera:** CM-110 p.k. 3,00 **Provincia:** GUADALAJARA  
**Ubicación:** Alcoléa del Pinar - Estriágana  
**Año:** 2024  
**Tipo:** PRIMARIA

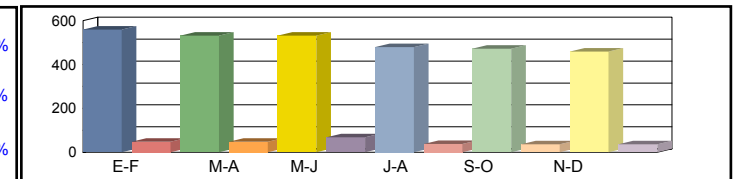
**Dirección General de Carreteras**

| Ene-Feb | Mar-Abr | May-Jun | Jul-Ago | Sep-Oct | Nov-Dic | IMD |
|---------|---------|---------|---------|---------|---------|-----|
|---------|---------|---------|---------|---------|---------|-----|

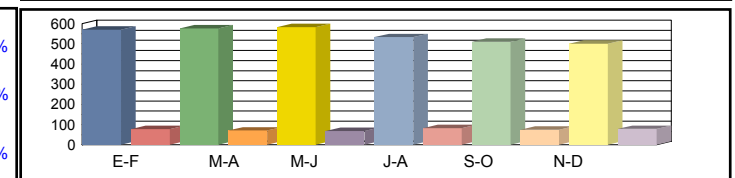
|                |         |                  |                  |                   |                  |                  |                  |                  |
|----------------|---------|------------------|------------------|-------------------|------------------|------------------|------------------|------------------|
| Media Domingos | 00h-24h | 441 <b>9,75%</b> | 447 <b>8,95%</b> | 386 <b>11,40%</b> | 422 <b>7,35%</b> | 379 <b>7,39%</b> | 344 <b>8,72%</b> | 403 <b>8,93%</b> |
|                | 06h-22h | 385 <b>8,31%</b> | 408 <b>6,62%</b> | 342 <b>10,53%</b> | 366 <b>6,56%</b> | 319 <b>5,96%</b> | 314 <b>7,64%</b> | 356 <b>7,60%</b> |
|                | 08h-14h | 130 <b>8,46%</b> | 171 <b>8,19%</b> | 132 <b>13,64%</b> | 128 <b>7,03%</b> | 158 <b>6,96%</b> | 126 <b>3,97%</b> | 141 <b>8,04%</b> |



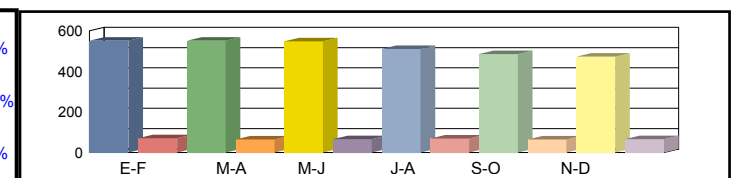
|               |         |                  |                  |                   |                  |                  |                  |                  |
|---------------|---------|------------------|------------------|-------------------|------------------|------------------|------------------|------------------|
| Media Sábados | 00h-24h | 559 <b>7,87%</b> | 532 <b>8,27%</b> | 532 <b>11,47%</b> | 480 <b>7,29%</b> | 472 <b>7,20%</b> | 459 <b>7,41%</b> | 506 <b>8,25%</b> |
|               | 06h-22h | 521 <b>5,95%</b> | 482 <b>6,02%</b> | 480 <b>8,13%</b>  | 438 <b>5,71%</b> | 427 <b>5,15%</b> | 425 <b>6,12%</b> | 462 <b>6,18%</b> |
|               | 08h-14h | 310 <b>5,81%</b> | 257 <b>3,89%</b> | 264 <b>7,20%</b>  | 229 <b>6,11%</b> | 204 <b>2,94%</b> | 176 <b>6,82%</b> | 240 <b>5,46%</b> |



|                 |         |                   |                   |                   |                   |                   |                   |                   |
|-----------------|---------|-------------------|-------------------|-------------------|-------------------|-------------------|-------------------|-------------------|
| Media Laborales | 00h-24h | 570 <b>12,11%</b> | 576 <b>10,94%</b> | 583 <b>10,46%</b> | 533 <b>13,51%</b> | 510 <b>12,75%</b> | 501 <b>13,57%</b> | 546 <b>12,22%</b> |
|                 | 06h-22h | 541 <b>11,09%</b> | 521 <b>8,25%</b>  | 530 <b>8,68%</b>  | 493 <b>11,97%</b> | 477 <b>12,16%</b> | 467 <b>12,85%</b> | 505 <b>10,83%</b> |
|                 | 08h-14h | 251 <b>10,36%</b> | 269 <b>7,43%</b>  | 263 <b>7,22%</b>  | 209 <b>11,00%</b> | 227 <b>12,33%</b> | 200 <b>14,00%</b> | 236 <b>10,39%</b> |



|              |         |                   |                   |                   |                   |                   |                   |                          |
|--------------|---------|-------------------|-------------------|-------------------|-------------------|-------------------|-------------------|--------------------------|
| Media Diaria | 00h-24h | 551 <b>11,25%</b> | 551 <b>10,34%</b> | 548 <b>10,77%</b> | 510 <b>11,96%</b> | 486 <b>11,52%</b> | 472 <b>12,08%</b> | <b>520</b> <b>11,32%</b> |
|              | 06h-22h | 516 <b>10,08%</b> | 499 <b>7,82%</b>  | 495 <b>8,69%</b>  | 467 <b>10,49%</b> | 447 <b>10,51%</b> | 439 <b>11,39%</b> | <b>477</b> <b>9,83%</b>  |
|              | 08h-14h | 243 <b>9,47%</b>  | 253 <b>6,72%</b>  | 245 <b>7,76%</b>  | 201 <b>9,95%</b>  | 213 <b>10,33%</b> | 186 <b>11,83%</b> | <b>224</b> <b>9,34%</b>  |



|              |   |         |         |         |         |         |         |         |
|--------------|---|---------|---------|---------|---------|---------|---------|---------|
| Coeficientes | N | 1,05360 | 1,10557 | 1,10000 | 1,08114 | 1,06918 | 1,07281 |         |
|              | L | 0,95789 | 0,94792 | 0,93654 | 1,02439 | 1,07059 | 1,08982 |         |
| Coeficiente  | S |         |         |         |         |         |         | 0,95212 |

Los datos en color negro corresponden al total de vehículos y los datos en color azul corresponden a vehículos pesados (en %)



**Castilla-La Mancha**

Consejería de Fomento

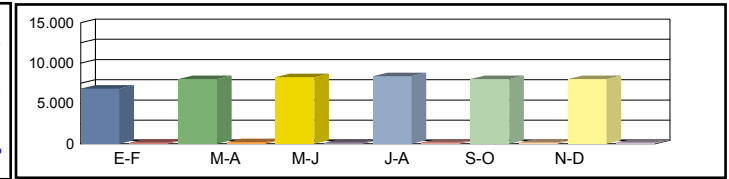
**Estación:** GU-2  
**Carretera:** CM-1008 p.k. 0,50 **Provincia:** GUADALAJARA  
**Ubicación:** Azuqueca de Henares - Enlace 1 (Alovera)  
**Año:** 2024  
**Tipo:** PRIMARIA

**Dirección General de Carreteras**

| Ene-Feb | Mar-Abr | May-Jun | Jul-Ago | Sep-Oct | Nov-Dic | IMD |
|---------|---------|---------|---------|---------|---------|-----|
|---------|---------|---------|---------|---------|---------|-----|

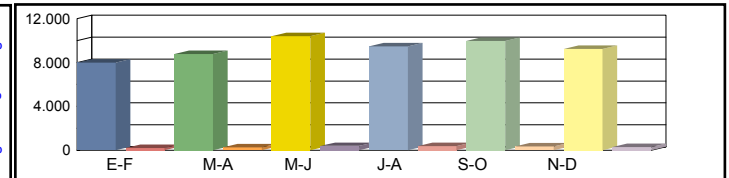
Media 00h-24h  
 Domingos 06h-22h  
 08h-14h

|       |       |       |       |       |       |       |       |       |       |       |       |       |       |
|-------|-------|-------|-------|-------|-------|-------|-------|-------|-------|-------|-------|-------|-------|
| 6.846 | 1,97% | 8.007 | 2,67% | 8.271 | 1,71% | 8.389 | 1,83% | 8.018 | 2,06% | 8.035 | 1,92% | 7.928 | 2,03% |
| 5.987 | 1,85% | 6.997 | 2,51% | 7.194 | 1,45% | 7.272 | 1,57% | 6.863 | 1,95% | 6.634 | 1,74% | 6.824 | 1,84% |
| 1.775 | 1,66% | 2.083 | 3,89% | 2.961 | 1,54% | 3.048 | 1,98% | 2.409 | 1,66% | 1.997 | 2,00% | 2.379 | 2,12% |



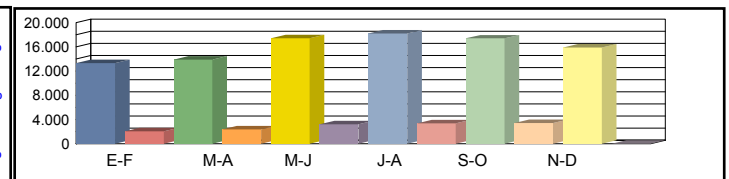
Media 00h-24h  
 Sábados 06h-22h  
 08h-14h

|       |       |       |       |        |       |       |       |       |       |       |       |       |       |
|-------|-------|-------|-------|--------|-------|-------|-------|-------|-------|-------|-------|-------|-------|
| 7.980 | 2,44% | 8.774 | 2,79% | 10.401 | 3,64% | 9.478 | 3,93% | 9.964 | 3,46% | 9.229 | 3,14% | 9.304 | 3,23% |
| 7.228 | 2,42% | 7.624 | 2,81% | 9.325  | 3,48% | 8.350 | 3,94% | 8.859 | 3,53% | 7.814 | 2,98% | 8.200 | 3,19% |
| 3.046 | 3,23% | 3.194 | 3,59% | 3.916  | 4,37% | 3.363 | 6,38% | 3.524 | 4,72% | 3.079 | 4,22% | 3.354 | 4,42% |



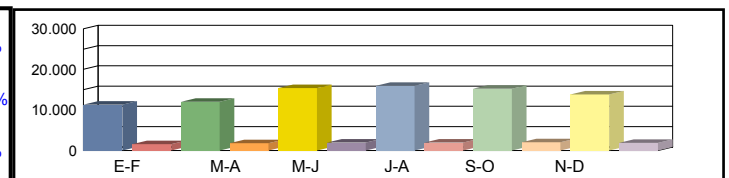
Media 00h-24h  
 Laborales 06h-22h  
 08h-14h

|        |        |        |        |        |        |        |        |        |        |        |       |        |        |
|--------|--------|--------|--------|--------|--------|--------|--------|--------|--------|--------|-------|--------|--------|
| 13.314 | 13,32% | 13.909 | 14,53% | 17.433 | 15,61% | 18.209 | 15,68% | 17.398 | 16,46% | 15.922 | 0,00% | 16.031 | 15,12% |
| 12.512 | 14,03% | 13.158 | 15,19% | 15.284 | 15,88% | 16.011 | 16,00% | 15.625 | 16,60% | 14.412 | 0,00% | 14.500 | 15,54% |
| 4.302  | 16,40% | 4.269  | 18,74% | 5.628  | 22,39% | 6.163  | 21,32% | 5.850  | 22,52% | 5.186  | 0,00% | 5.233  | 20,27% |



Media 00h-24h  
 Diaria 06h-22h  
 08h-14h

|        |        |        |        |        |        |        |        |        |        |        |        |               |        |
|--------|--------|--------|--------|--------|--------|--------|--------|--------|--------|--------|--------|---------------|--------|
| 11.281 | 12,23% | 12.029 | 12,89% | 15.373 | 11,14% | 15.925 | 10,79% | 15.234 | 11,76% | 13.839 | 11,80% | <b>13.947</b> | 11,77% |
| 10.576 | 12,38% | 11.306 | 12,88% | 13.420 | 11,62% | 13.916 | 11,26% | 13.596 | 11,93% | 12.358 | 11,90% | <b>12.529</b> | 11,99% |
| 3.644  | 15,12% | 3.670  | 17,66% | 5.086  | 15,88% | 5.491  | 14,23% | 5.135  | 15,47% | 4.429  | 14,66% | <b>4.576</b>  | 15,50% |



Coeficientes N  
 L  
 Coeficiente S

|  |  |  |  |  |  |  |
|--|--|--|--|--|--|--|
|  |  |  |  |  |  |  |
|  |  |  |  |  |  |  |

Los datos en color negro corresponden al total de vehículos y los datos en color azul corresponden a vehículos pesados (en %)





**Castilla-La Mancha**

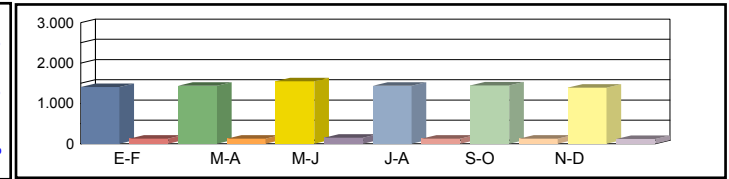
Consejería de Fomento

**Estación:** GU-202  
**Carretera:** CM-2029 p.k. 9,00 **Provincia:** GUADALAJARA  
**Ubicación:** Mondéjar - Almoguera  
**Año:** 2024  
**Tipo:** COBERTURA

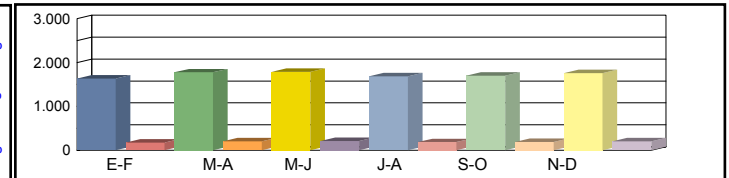
**Dirección General de Carreteras**

| Ene-Feb | Mar-Abr | May-Jun | Jul-Ago | Sep-Oct | Nov-Dic | IMD |
|---------|---------|---------|---------|---------|---------|-----|
|---------|---------|---------|---------|---------|---------|-----|

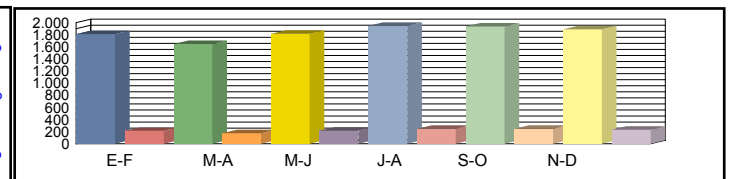
|                |         |                    |                    |                    |                    |                    |                    |                    |
|----------------|---------|--------------------|--------------------|--------------------|--------------------|--------------------|--------------------|--------------------|
| Media Domingos | 00h-24h | 1.411 <b>8,26%</b> | 1.440 <b>8,43%</b> | 1.546 <b>9,05%</b> | 1.442 <b>8,44%</b> | 1.444 <b>8,45%</b> | 1.394 <b>8,16%</b> | 1.446 <b>8,47%</b> |
|                | 06h-22h | 1.323 <b>7,97%</b> | 1.359 <b>8,20%</b> | 1.488 <b>8,97%</b> | 1.408 <b>8,49%</b> | 1.445 <b>8,71%</b> | 1.356 <b>8,17%</b> | 1.396 <b>8,42%</b> |
|                | 08h-14h | 486 <b>9,32%</b>   | 543 <b>10,43%</b>  | 602 <b>11,57%</b>  | 538 <b>10,33%</b>  | 578 <b>11,09%</b>  | 556 <b>10,68%</b>  | 550 <b>10,57%</b>  |



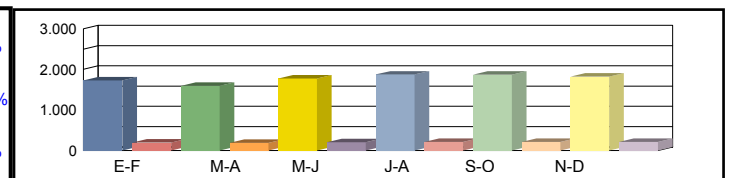
|               |         |                    |                     |                     |                    |                    |                     |                     |
|---------------|---------|--------------------|---------------------|---------------------|--------------------|--------------------|---------------------|---------------------|
| Media Sábados | 00h-24h | 1.632 <b>9,55%</b> | 1.776 <b>10,40%</b> | 1.787 <b>10,46%</b> | 1.687 <b>9,88%</b> | 1.698 <b>9,94%</b> | 1.755 <b>10,27%</b> | 1.722 <b>10,09%</b> |
|               | 06h-22h | 1.542 <b>9,29%</b> | 1.687 <b>10,17%</b> | 1.713 <b>10,32%</b> | 1.639 <b>9,88%</b> | 1.646 <b>9,92%</b> | 1.693 <b>10,21%</b> | 1.653 <b>9,97%</b>  |
|               | 08h-14h | 730 <b>14,02%</b>  | 835 <b>16,03%</b>   | 843 <b>16,19%</b>   | 779 <b>14,96%</b>  | 794 <b>15,24%</b>  | 831 <b>15,96%</b>   | 802 <b>15,40%</b>   |



|                 |         |                     |                    |                     |                     |                     |                     |                     |
|-----------------|---------|---------------------|--------------------|---------------------|---------------------|---------------------|---------------------|---------------------|
| Media Laborales | 00h-24h | 1.811 <b>10,60%</b> | 1.647 <b>9,64%</b> | 1.814 <b>10,62%</b> | 1.948 <b>11,40%</b> | 1.938 <b>11,35%</b> | 1.891 <b>11,07%</b> | 1.842 <b>10,78%</b> |
|                 | 06h-22h | 1.747 <b>10,53%</b> | 1.627 <b>9,81%</b> | 1.756 <b>10,58%</b> | 1.806 <b>10,89%</b> | 1.822 <b>10,99%</b> | 1.852 <b>11,16%</b> | 1.768 <b>10,66%</b> |
|                 | 08h-14h | 736 <b>14,13%</b>   | 677 <b>12,99%</b>  | 729 <b>14,00%</b>   | 788 <b>15,12%</b>   | 768 <b>14,75%</b>   | 788 <b>15,12%</b>   | 748 <b>14,35%</b>   |



|              |         |                     |                     |                     |                     |                     |                     |                            |
|--------------|---------|---------------------|---------------------|---------------------|---------------------|---------------------|---------------------|----------------------------|
| Media Diaria | 00h-24h | 1.728 <b>10,12%</b> | 1.594 <b>10,26%</b> | 1.773 <b>10,36%</b> | 1.872 <b>10,19%</b> | 1.865 <b>10,20%</b> | 1.820 <b>10,21%</b> | <b>1.775</b> <b>10,22%</b> |
|              | 06h-22h | 1.657 <b>9,99%</b>  | 1.567 <b>10,15%</b> | 1.714 <b>10,28%</b> | 1.740 <b>10,15%</b> | 1.762 <b>10,19%</b> | 1.785 <b>10,15%</b> | <b>1.704</b> <b>10,15%</b> |
|              | 08h-14h | 699 <b>13,43%</b>   | 665 <b>13,87%</b>   | 725 <b>14,06%</b>   | 764 <b>13,71%</b>   | 753 <b>13,86%</b>   | 775 <b>13,90%</b>   | <b>730</b> <b>13,80%</b>   |



|              |   |  |  |  |  |  |  |  |
|--------------|---|--|--|--|--|--|--|--|
| Coeficientes | N |  |  |  |  |  |  |  |
|              | L |  |  |  |  |  |  |  |
| Coeficiente  | S |  |  |  |  |  |  |  |

Los datos en color negro corresponden al total de vehículos y los datos en color azul corresponden a vehículos pesados (en %)



Castilla-La Mancha

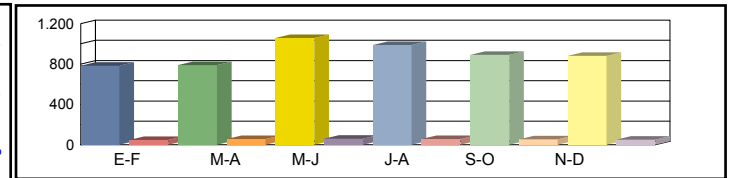
Consejería de Fomento

**Estación:** GU-203  
**Carretera:** CM-1002 p.k. 12,66 **Provincia:** GUADALAJARA  
**Ubicación:** Usanos - Viñuelas  
**Año:** 2024  
**Tipo:** PRIMARIA

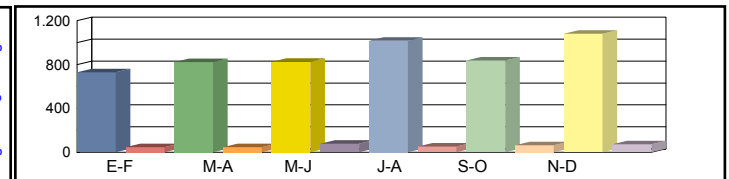
Dirección General de Carreteras

| Ene-Feb | Mar-Abr | May-Jun | Jul-Ago | Sep-Oct | Nov-Dic | IMD |
|---------|---------|---------|---------|---------|---------|-----|
|---------|---------|---------|---------|---------|---------|-----|

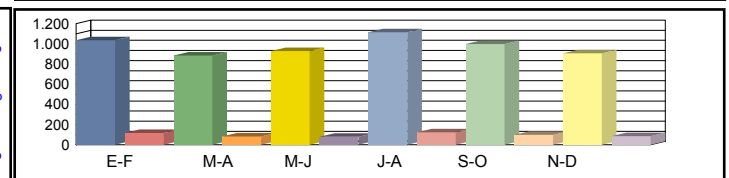
|          |         |           |           |             |           |           |           |           |
|----------|---------|-----------|-----------|-------------|-----------|-----------|-----------|-----------|
| Media    | 00h-24h | 785 5,86% | 789 6,97% | 1.059 5,38% | 988 5,57% | 890 5,84% | 881 5,45% | 899 5,85% |
| Domingos | 06h-22h | 684 4,09% | 727 5,09% | 1.008 4,46% | 914 5,14% | 823 4,13% | 838 3,58% | 832 4,42% |
|          | 08h-14h | 292 6,16% | 303 3,63% | 312 6,41%   | 357 8,40% | 266 8,27% | 332 3,31% | 310 6,03% |



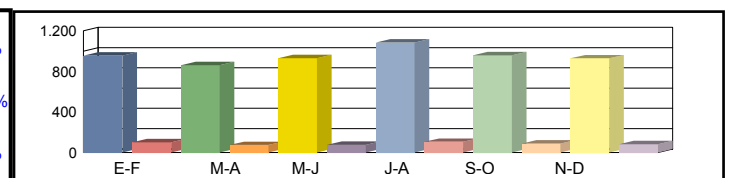
|         |         |           |           |           |             |           |             |           |
|---------|---------|-----------|-----------|-----------|-------------|-----------|-------------|-----------|
| Media   | 00h-24h | 729 6,04% | 823 5,35% | 825 8,73% | 1.018 4,91% | 837 7,05% | 1.081 6,20% | 886 6,38% |
| Sábados | 06h-22h | 635 5,83% | 780 3,97% | 713 5,61% | 955 3,77%   | 739 5,82% | 1.034 5,13% | 809 5,02% |
|         | 08h-14h | 280 5,71% | 411 3,16% | 305 4,26% | 446 1,35%   | 380 5,26% | 498 2,81%   | 387 3,76% |



|           |         |              |           |           |              |           |           |           |
|-----------|---------|--------------|-----------|-----------|--------------|-----------|-----------|-----------|
| Media     | 00h-24h | 1.035 10,24% | 884 8,48% | 928 7,87% | 1.115 10,04% | 997 8,93% | 906 8,83% | 978 9,07% |
| Laborales | 06h-22h | 952 9,24%    | 799 7,13% | 861 6,97% | 1.052 9,03%  | 893 8,29% | 851 7,17% | 901 7,97% |
|           | 08h-14h | 376 11,44%   | 352 7,39% | 330 8,18% | 465 10,11%   | 328 9,45% | 351 7,12% | 367 8,95% |



|        |         |            |           |           |             |           |           |                  |
|--------|---------|------------|-----------|-----------|-------------|-----------|-----------|------------------|
| Media  | 00h-24h | 956 9,31%  | 861 7,78% | 931 7,52% | 1.083 8,77% | 959 8,34% | 928 7,97% | <b>953 8,28%</b> |
| Diaria | 06h-22h | 868 8,29%  | 786 6,49% | 861 6,39% | 1.019 7,85% | 861 7,43% | 875 6,29% | <b>878 7,12%</b> |
|        | 08h-14h | 351 10,26% | 353 6,23% | 324 7,41% | 447 8,72%   | 326 8,59% | 370 5,95% | <b>362 7,86%</b> |



|              |   |         |         |         |         |         |         |         |
|--------------|---|---------|---------|---------|---------|---------|---------|---------|
| Coeficientes | N | 1,08718 | 1,10638 | 1,07782 | 1,05989 | 1,11646 | 1,06463 |         |
|              | L | 0,94493 | 1,10633 | 1,05388 | 0,87713 | 0,98094 | 1,07947 |         |
| Coeficiente  | S |         |         |         |         |         |         | 0,97502 |

Los datos en color negro corresponden al total de vehículos y los datos en color azul corresponden a vehículos pesados (en %)



Castilla-La Mancha

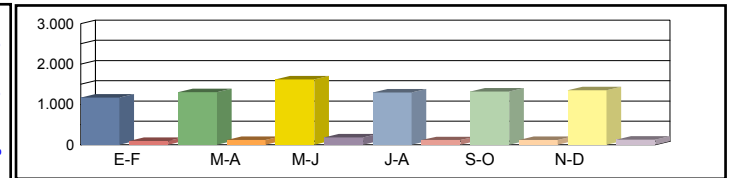
Consejería de Fomento

**Estación:** GU-203a  
**Carretera:** CM-1002 p.k. 8,00 **Provincia:** GUADALAJARA  
**Ubicación:** Marchamalo - Usanos  
**Año:** 2024  
**Tipo:** COBERTURA

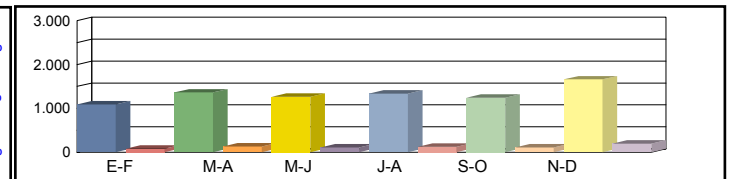
Dirección General de Carreteras

|  | Ene-Feb | Mar-Abr | May-Jun | Jul-Ago | Sep-Oct | Nov-Dic | IMD |
|--|---------|---------|---------|---------|---------|---------|-----|
|--|---------|---------|---------|---------|---------|---------|-----|

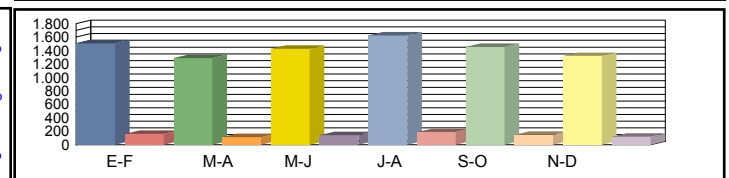
|                |         |                    |                    |                     |                    |                    |                    |                    |
|----------------|---------|--------------------|--------------------|---------------------|--------------------|--------------------|--------------------|--------------------|
| Media Domingos | 00h-24h | 1.170 <b>7,49%</b> | 1.306 <b>8,36%</b> | 1.621 <b>10,38%</b> | 1.300 <b>8,32%</b> | 1.322 <b>8,47%</b> | 1.353 <b>8,66%</b> | 1.345 <b>8,61%</b> |
|                | 06h-22h | 1.059 <b>6,86%</b> | 1.243 <b>8,05%</b> | 1.573 <b>10,19%</b> | 1.206 <b>7,81%</b> | 1.285 <b>8,32%</b> | 1.287 <b>8,34%</b> | 1.276 <b>8,26%</b> |
|                | 08h-14h | 460 <b>7,67%</b>   | 475 <b>7,92%</b>   | 533 <b>8,88%</b>    | 442 <b>7,37%</b>   | 451 <b>7,53%</b>   | 496 <b>8,28%</b>   | 476 <b>7,94%</b>   |



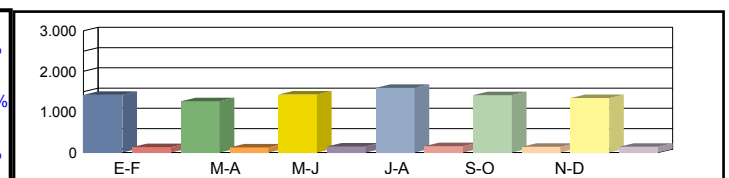
|               |         |                    |                    |                    |                    |                    |                     |                    |
|---------------|---------|--------------------|--------------------|--------------------|--------------------|--------------------|---------------------|--------------------|
| Media Sábados | 00h-24h | 1.087 <b>6,96%</b> | 1.362 <b>8,72%</b> | 1.263 <b>8,08%</b> | 1.339 <b>8,58%</b> | 1.244 <b>7,96%</b> | 1.660 <b>10,63%</b> | 1.326 <b>8,49%</b> |
|               | 06h-22h | 983 <b>6,37%</b>   | 1.334 <b>8,64%</b> | 1.113 <b>7,21%</b> | 1.260 <b>8,16%</b> | 1.154 <b>7,47%</b> | 1.588 <b>10,29%</b> | 1.239 <b>8,02%</b> |
|               | 08h-14h | 441 <b>7,36%</b>   | 644 <b>10,74%</b>  | 521 <b>8,68%</b>   | 552 <b>9,20%</b>   | 645 <b>10,75%</b>  | 744 <b>12,41%</b>   | 591 <b>9,86%</b>   |



|                 |         |                    |                    |                    |                     |                    |                    |                    |
|-----------------|---------|--------------------|--------------------|--------------------|---------------------|--------------------|--------------------|--------------------|
| Media Laborales | 00h-24h | 1.508 <b>9,65%</b> | 1.288 <b>8,25%</b> | 1.425 <b>9,12%</b> | 1.625 <b>10,40%</b> | 1.453 <b>9,30%</b> | 1.320 <b>8,45%</b> | 1.436 <b>9,20%</b> |
|                 | 06h-22h | 1.420 <b>9,20%</b> | 1.192 <b>7,72%</b> | 1.344 <b>8,71%</b> | 1.569 <b>10,16%</b> | 1.332 <b>8,63%</b> | 1.269 <b>8,22%</b> | 1.354 <b>8,77%</b> |
|                 | 08h-14h | 567 <b>9,45%</b>   | 530 <b>8,85%</b>   | 553 <b>9,22%</b>   | 701 <b>11,69%</b>   | 494 <b>8,24%</b>   | 529 <b>8,82%</b>   | 562 <b>9,38%</b>   |



|              |         |                    |                    |                    |                    |                    |                    |                           |
|--------------|---------|--------------------|--------------------|--------------------|--------------------|--------------------|--------------------|---------------------------|
| Media Diaria | 00h-24h | 1.418 <b>8,58%</b> | 1.264 <b>8,96%</b> | 1.430 <b>9,15%</b> | 1.591 <b>8,93%</b> | 1.412 <b>8,86%</b> | 1.342 <b>9,27%</b> | <b>1.410</b> <b>8,96%</b> |
|              | 06h-22h | 1.323 <b>8,11%</b> | 1.178 <b>8,60%</b> | 1.344 <b>8,70%</b> | 1.532 <b>8,50%</b> | 1.297 <b>8,47%</b> | 1.294 <b>8,88%</b> | <b>1.328</b> <b>8,54%</b> |
|              | 08h-14h | 537 <b>8,73%</b>   | 532 <b>9,25%</b>   | 545 <b>9,10%</b>   | 681 <b>8,95%</b>   | 493 <b>9,20%</b>   | 547 <b>9,54%</b>   | <b>556</b> <b>9,13%</b>   |



|              |   |  |  |  |  |  |  |  |
|--------------|---|--|--|--|--|--|--|--|
| Coeficientes | N |  |  |  |  |  |  |  |
|              | L |  |  |  |  |  |  |  |
| Coeficiente  | S |  |  |  |  |  |  |  |

Los datos en color negro corresponden al total de vehículos y los datos en color azul corresponden a vehículos pesados (en %)



Castilla-La Mancha

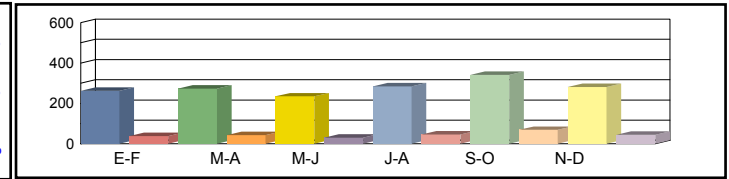
Consejería de Fomento

**Estación:** GU-204  
**Carretera:** CM-2120 p.k. 1,00 **Provincia:** GUADALAJARA  
**Ubicación:** Mazarete - Int. GU-951 (Ciruelos del Pinar)  
**Año:** 2024  
**Tipo:** COBERTURA

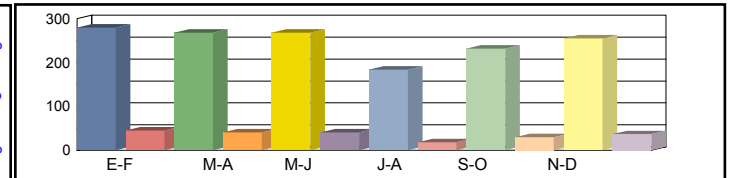
Dirección General de Carreteras

|  | Ene-Feb | Mar-Abr | May-Jun | Jul-Ago | Sep-Oct | Nov-Dic | IMD |
|--|---------|---------|---------|---------|---------|---------|-----|
|--|---------|---------|---------|---------|---------|---------|-----|

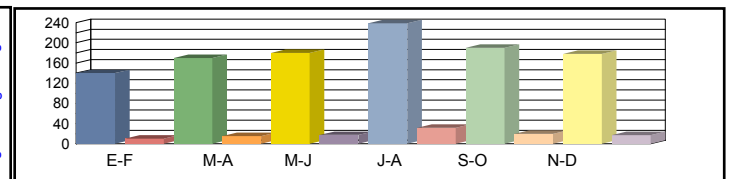
|                |         |                   |                   |                   |                   |                   |                   |                   |
|----------------|---------|-------------------|-------------------|-------------------|-------------------|-------------------|-------------------|-------------------|
| Media Domingos | 00h-24h | 262 <b>12,94%</b> | 274 <b>13,53%</b> | 235 <b>11,59%</b> | 284 <b>14,03%</b> | 342 <b>16,87%</b> | 282 <b>13,91%</b> | 280 <b>13,81%</b> |
|                | 06h-22h | 207 <b>10,22%</b> | 199 <b>9,84%</b>  | 179 <b>8,85%</b>  | 204 <b>10,06%</b> | 267 <b>13,16%</b> | 217 <b>10,69%</b> | 212 <b>10,47%</b> |
|                | 08h-14h | 96 <b>19,35%</b>  | 60 <b>12,01%</b>  | 73 <b>14,64%</b>  | 73 <b>14,62%</b>  | 111 <b>22,35%</b> | 75 <b>15,16%</b>  | 81 <b>16,35%</b>  |



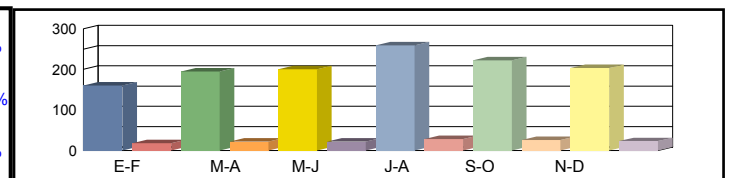
|               |         |                   |                   |                   |                  |                   |                   |                   |
|---------------|---------|-------------------|-------------------|-------------------|------------------|-------------------|-------------------|-------------------|
| Media Sábados | 00h-24h | 280 <b>13,84%</b> | 268 <b>13,24%</b> | 268 <b>13,25%</b> | 184 <b>9,07%</b> | 232 <b>11,47%</b> | 255 <b>12,58%</b> | 248 <b>12,24%</b> |
|               | 06h-22h | 221 <b>10,92%</b> | 209 <b>10,32%</b> | 202 <b>10,00%</b> | 141 <b>6,94%</b> | 169 <b>8,35%</b>  | 192 <b>9,47%</b>  | 189 <b>9,33%</b>  |
|               | 08h-14h | 103 <b>20,68%</b> | 110 <b>22,03%</b> | 91 <b>18,40%</b>  | 67 <b>13,41%</b> | 77 <b>15,48%</b>  | 100 <b>20,03%</b> | 91 <b>18,34%</b>  |



|                 |         |                  |                  |                  |                   |                  |                  |                  |
|-----------------|---------|------------------|------------------|------------------|-------------------|------------------|------------------|------------------|
| Media Laborales | 00h-24h | 140 <b>6,92%</b> | 170 <b>8,38%</b> | 180 <b>8,89%</b> | 239 <b>11,80%</b> | 190 <b>9,38%</b> | 178 <b>8,79%</b> | 183 <b>9,03%</b> |
|                 | 06h-22h | 98 <b>4,81%</b>  | 130 <b>6,42%</b> | 135 <b>6,67%</b> | 174 <b>8,61%</b>  | 146 <b>7,23%</b> | 137 <b>6,78%</b> | 137 <b>6,75%</b> |
|                 | 08h-14h | 43 <b>8,58%</b>  | 60 <b>12,04%</b> | 59 <b>11,86%</b> | 68 <b>13,59%</b>  | 64 <b>12,79%</b> | 68 <b>13,65%</b> | 60 <b>12,09%</b> |



|              |         |                   |                   |                  |                  |                   |                   |                   |
|--------------|---------|-------------------|-------------------|------------------|------------------|-------------------|-------------------|-------------------|
| Media Diaria | 00h-24h | 160 <b>10,18%</b> | 195 <b>10,17%</b> | 200 <b>9,90%</b> | 259 <b>9,65%</b> | 222 <b>10,40%</b> | 203 <b>10,13%</b> | 206 <b>10,07%</b> |
|              | 06h-22h | 114 <b>7,78%</b>  | 149 <b>7,64%</b>  | 151 <b>7,45%</b> | 188 <b>7,19%</b> | 172 <b>7,83%</b>  | 157 <b>7,64%</b>  | 155 <b>7,59%</b>  |
|              | 08h-14h | 51 <b>14,19%</b>  | 67 <b>13,34%</b>  | 66 <b>13,19%</b> | 72 <b>12,48%</b> | 75 <b>13,88%</b>  | 77 <b>13,50%</b>  | 68 <b>13,43%</b>  |



|              |   |  |  |  |  |  |  |  |
|--------------|---|--|--|--|--|--|--|--|
| Coeficientes | N |  |  |  |  |  |  |  |
|              | L |  |  |  |  |  |  |  |
| Coeficiente  | S |  |  |  |  |  |  |  |

Los datos en color negro corresponden al total de vehículos y los datos en color azul corresponden a vehículos pesados (en %)



Castilla-La Mancha

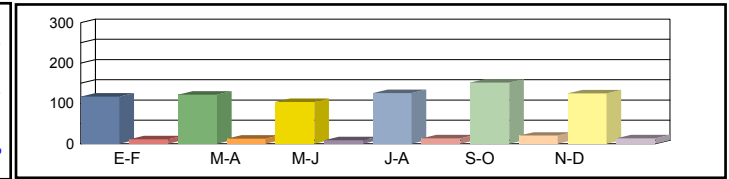
Consejería de Fomento

**Estación:** GU-206  
**Carretera:** CM-2120 p.k. 6,50 **Provincia:** GUADALAJARA  
**Ubicación:** Int. GU-951 (Ciruelos del Pinar) - Cobeta  
**Año:** 2024  
**Tipo:** COBERTURA

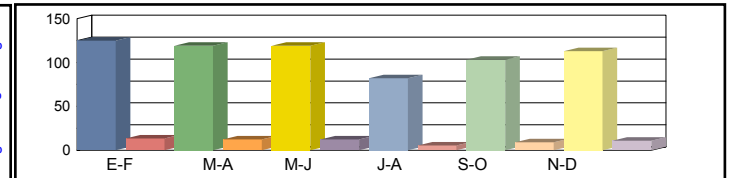
Dirección General de Carreteras

|  | Ene-Feb | Mar-Abr | May-Jun | Jul-Ago | Sep-Oct | Nov-Dic | IMD |
|--|---------|---------|---------|---------|---------|---------|-----|
|--|---------|---------|---------|---------|---------|---------|-----|

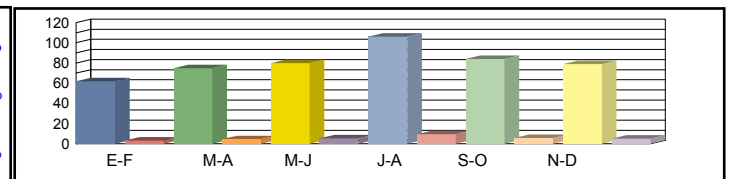
|          |         |           |           |           |           |            |           |           |
|----------|---------|-----------|-----------|-----------|-----------|------------|-----------|-----------|
| Media    | 00h-24h | 117 9,10% | 122 9,51% | 104 8,15% | 126 9,87% | 152 11,86% | 125 9,78% | 124 9,71% |
| Domingos | 06h-22h | 93 7,54%  | 90 7,26%  | 81 6,53%  | 92 7,42%  | 120 9,71%  | 98 7,89%  | 96 7,72%  |
|          | 08h-14h | 36 7,41%  | 22 4,60%  | 27 5,61%  | 27 5,60%  | 41 8,56%   | 28 5,81%  | 30 6,27%  |



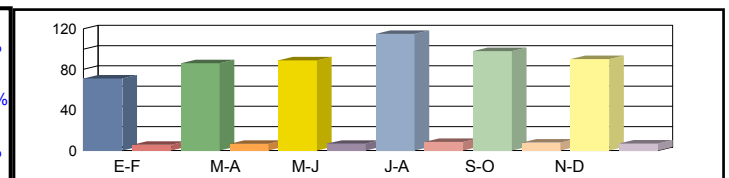
|         |         |           |           |           |          |           |           |           |
|---------|---------|-----------|-----------|-----------|----------|-----------|-----------|-----------|
| Media   | 00h-24h | 125 9,73% | 119 9,31% | 119 9,32% | 82 6,38% | 103 8,06% | 113 8,85% | 110 8,61% |
| Sábados | 06h-22h | 100 8,05% | 94 7,62%  | 92 7,38%  | 64 5,12% | 76 6,16%  | 87 6,99%  | 86 6,88%  |
|         | 08h-14h | 38 7,92%  | 41 8,44%  | 34 7,05%  | 25 5,14% | 29 5,93%  | 37 7,67%  | 34 7,03%  |



|           |         |          |          |          |           |          |          |          |
|-----------|---------|----------|----------|----------|-----------|----------|----------|----------|
| Media     | 00h-24h | 62 4,87% | 75 5,89% | 80 6,25% | 106 8,29% | 84 6,60% | 79 6,18% | 81 6,35% |
| Laborales | 06h-22h | 44 3,55% | 59 4,74% | 61 4,92% | 79 6,35%  | 66 5,33% | 62 5,00% | 62 4,98% |
|           | 08h-14h | 16 3,29% | 22 4,61% | 22 4,55% | 25 5,21%  | 24 4,90% | 25 5,23% | 22 4,63% |



|        |         |          |          |          |           |          |          |          |
|--------|---------|----------|----------|----------|-----------|----------|----------|----------|
| Media  | 00h-24h | 71 7,15% | 86 7,15% | 89 6,96% | 115 6,79% | 98 7,31% | 90 7,13% | 92 7,08% |
| Diaria | 06h-22h | 51 5,74% | 68 5,64% | 68 5,50% | 85 5,30%  | 78 5,78% | 71 5,64% | 70 5,60% |
|        | 08h-14h | 19 5,44% | 25 5,11% | 24 5,05% | 26 4,78%  | 28 5,32% | 28 5,17% | 25 5,15% |



|              |   |  |  |  |  |  |  |  |
|--------------|---|--|--|--|--|--|--|--|
| Coeficientes | N |  |  |  |  |  |  |  |
|              | L |  |  |  |  |  |  |  |
| Coeficiente  | S |  |  |  |  |  |  |  |

Los datos en color negro corresponden al total de vehículos y los datos en color azul corresponden a vehículos pesados (en %)



Castilla-La Mancha

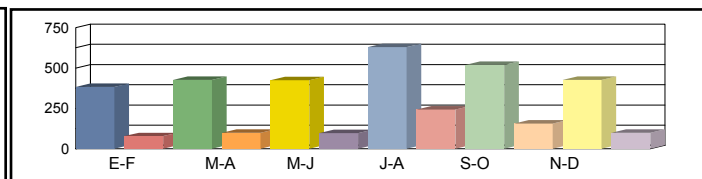
Consejería de Fomento

**Estación:** GU-20d  
**Carretera:** CM-2007 p.k. 13,00 **Provincia:** GUADALAJARA  
**Ubicación:** Int. CM-200 - Alhóndiga  
**Año:** 2024  
**Tipo:** COBERTURA

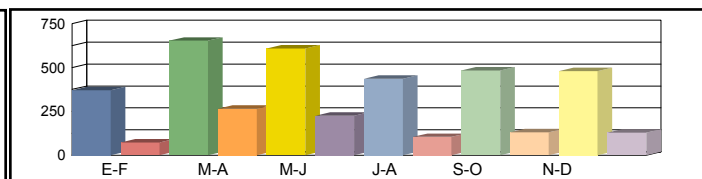
Dirección General de Carreteras

|  | Ene-Feb | Mar-Abr | May-Jun | Jul-Ago | Sep-Oct | Nov-Dic | IMD |
|--|---------|---------|---------|---------|---------|---------|-----|
|--|---------|---------|---------|---------|---------|---------|-----|

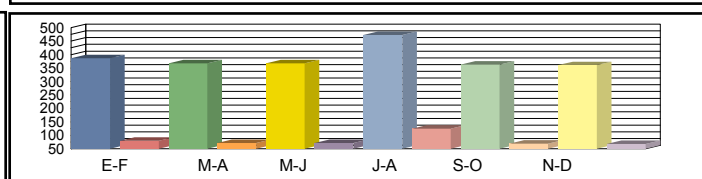
|                |         |            |            |            |            |            |            |            |
|----------------|---------|------------|------------|------------|------------|------------|------------|------------|
| Media Domingos | 00h-24h | 384 17,03% | 427 18,93% | 424 18,79% | 629 27,88% | 520 23,05% | 426 18,87% | 468 20,76% |
|                | 06h-22h | 311 12,87% | 355 14,69% | 354 14,65% | 529 21,91% | 449 18,58% | 367 15,18% | 394 16,31% |
|                | 08h-14h | 90 7,00%   | 117 9,13%  | 114 8,87%  | 136 10,62% | 165 12,88% | 111 8,65%  | 122 9,52%  |



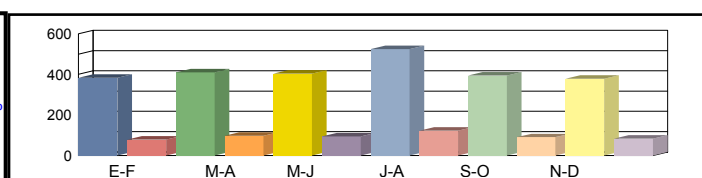
|               |         |            |            |            |            |            |            |            |
|---------------|---------|------------|------------|------------|------------|------------|------------|------------|
| Media Sábados | 00h-24h | 370 16,38% | 653 28,92% | 609 26,99% | 436 19,33% | 483 21,40% | 479 21,23% | 505 22,38% |
|               | 06h-22h | 312 12,94% | 557 23,08% | 518 21,44% | 365 15,12% | 412 17,04% | 401 16,59% | 428 17,70% |
|               | 08h-14h | 130 10,19% | 290 22,64% | 223 17,42% | 205 15,99% | 160 12,52% | 195 15,25% | 200 15,67% |



|                 |         |            |            |            |            |            |            |            |
|-----------------|---------|------------|------------|------------|------------|------------|------------|------------|
| Media Laborales | 00h-24h | 386 17,10% | 368 16,30% | 368 16,28% | 473 20,94% | 363 16,07% | 361 15,97% | 386 17,11% |
|                 | 06h-22h | 326 13,50% | 312 12,92% | 313 12,98% | 395 16,35% | 309 12,80% | 304 12,57% | 326 13,52% |
|                 | 08h-14h | 129 10,08% | 117 9,12%  | 121 9,47%  | 158 12,37% | 119 9,27%  | 126 9,84%  | 128 10,02% |



|              |         |            |            |            |            |            |            |            |
|--------------|---------|------------|------------|------------|------------|------------|------------|------------|
| Media Diaria | 00h-24h | 383 16,99% | 410 19,05% | 404 18,75% | 524 18,96% | 394 18,56% | 379 17,94% | 416 18,38% |
|              | 06h-22h | 322 13,33% | 348 15,04% | 343 14,80% | 437 14,93% | 337 14,73% | 319 14,18% | 351 14,50% |
|              | 08h-14h | 124 9,65%  | 136 11,74% | 132 10,95% | 172 11,00% | 128 10,83% | 133 10,61% | 138 10,80% |



|              |   |  |  |  |  |  |  |
|--------------|---|--|--|--|--|--|--|
| Coeficientes | N |  |  |  |  |  |  |
|              | L |  |  |  |  |  |  |
| Coeficiente  | S |  |  |  |  |  |  |

Los datos en color negro corresponden al total de vehículos y los datos en color azul corresponden a vehículos pesados (en %)



**Castilla-La Mancha**

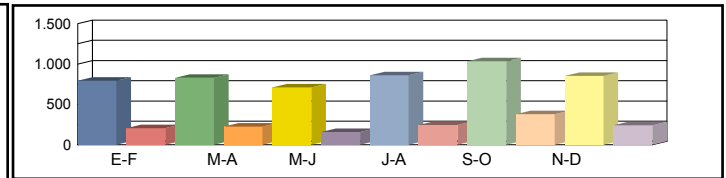
Consejería de Fomento

**Estación:** GU-20j  
**Carretera:** CM-2013 p.k. 5,00 **Provincia:** GUADALAJARA  
**Ubicación:** Int. N-320 - Int. GU-932 (Brihuega)  
**Año:** 2024  
**Tipo:** COBERTURA

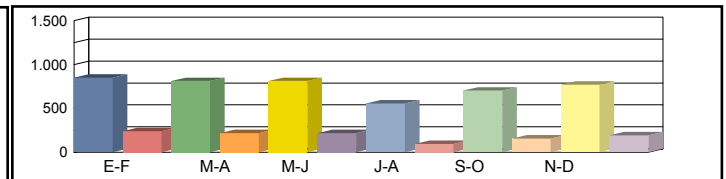
**Dirección General de Carreteras**

|  | Ene-Feb | Mar-Abr | May-Jun | Jul-Ago | Sep-Oct | Nov-Dic | IMD |
|--|---------|---------|---------|---------|---------|---------|-----|
|--|---------|---------|---------|---------|---------|---------|-----|

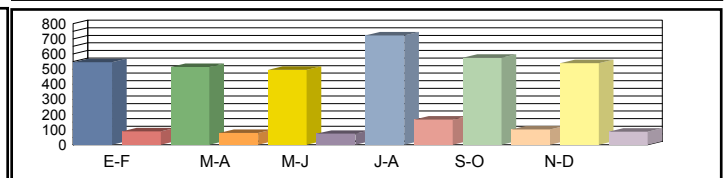
|                |         |            |            |            |            |              |            |            |
|----------------|---------|------------|------------|------------|------------|--------------|------------|------------|
| Media Domingos | 00h-24h | 794 20,57% | 829 21,50% | 710 18,42% | 860 22,31% | 1.034 26,82% | 853 22,11% | 847 21,95% |
|                | 06h-22h | 756 18,34% | 727 17,66% | 654 15,88% | 744 18,06% | 973 23,63%   | 791 19,19% | 774 18,79% |
|                | 08h-14h | 360 13,28% | 224 8,24%  | 273 10,05% | 272 10,04% | 416 15,34%   | 282 10,41% | 304 11,23% |



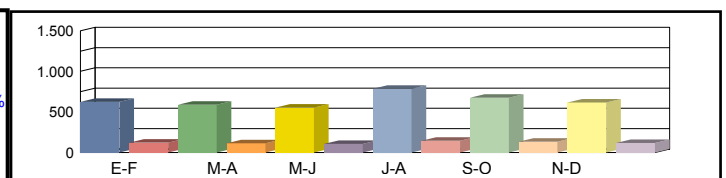
|               |         |            |            |            |            |            |            |            |
|---------------|---------|------------|------------|------------|------------|------------|------------|------------|
| Media Sábados | 00h-24h | 849 22,00% | 812 21,04% | 812 21,06% | 556 14,42% | 703 18,22% | 771 20,00% | 750 19,46% |
|               | 06h-22h | 807 19,60% | 763 18,53% | 740 17,95% | 513 12,46% | 617 14,99% | 700 17,00% | 690 16,75% |
|               | 08h-14h | 385 14,19% | 410 15,13% | 343 12,63% | 250 9,20%  | 288 10,63% | 373 13,75% | 342 12,59% |



|                 |         |            |            |            |            |            |            |            |
|-----------------|---------|------------|------------|------------|------------|------------|------------|------------|
| Media Laborales | 00h-24h | 545 14,13% | 514 13,31% | 496 12,87% | 723 18,75% | 575 14,92% | 539 13,97% | 565 14,66% |
|                 | 06h-22h | 493 11,97% | 475 11,52% | 456 11,08% | 637 15,46% | 535 12,98% | 501 12,16% | 516 12,53% |
|                 | 08h-14h | 221 8,14%  | 224 8,26%  | 197 7,27%  | 253 9,33%  | 238 8,78%  | 254 9,37%  | 231 8,53%  |



|              |         |            |            |            |            |            |            |                   |
|--------------|---------|------------|------------|------------|------------|------------|------------|-------------------|
| Media Diaria | 00h-24h | 624 16,17% | 588 16,17% | 552 15,73% | 785 15,34% | 673 16,53% | 614 16,11% | <b>639 16,01%</b> |
|              | 06h-22h | 575 13,97% | 544 13,72% | 510 13,38% | 687 12,91% | 629 14,06% | 574 13,72% | <b>586 13,63%</b> |
|              | 08h-14h | 264 9,74%  | 252 9,16%  | 219 9,06%  | 266 8,57%  | 278 9,53%  | 289 9,27%  | <b>261 9,22%</b>  |



|              |   |  |  |  |  |  |  |  |
|--------------|---|--|--|--|--|--|--|--|
| Coeficientes | N |  |  |  |  |  |  |  |
|              | L |  |  |  |  |  |  |  |
| Coeficiente  | S |  |  |  |  |  |  |  |

Los datos en color negro corresponden al total de vehículos y los datos en color azul corresponden a vehículos pesados (en %)



Castilla-La Mancha

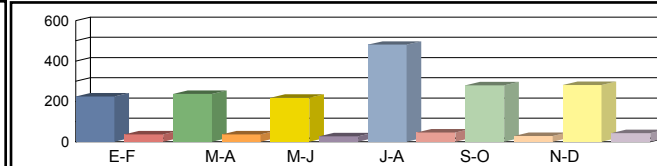
Consejería de Fomento

**Estación:** GU-20n  
**Carretera:** CM-2015 p.k. 24,88 **Provincia:** GUADALAJARA  
**Ubicación:** Alcocer - Peralveche  
**Año:** 2024  
**Tipo:** PRIMARIA

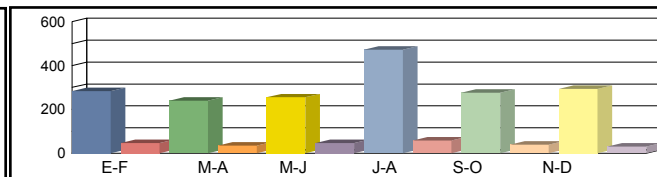
Dirección General de Carreteras

| Ene-Feb | Mar-Abr | May-Jun | Jul-Ago | Sep-Oct | Nov-Dic | IMD |
|---------|---------|---------|---------|---------|---------|-----|
|---------|---------|---------|---------|---------|---------|-----|

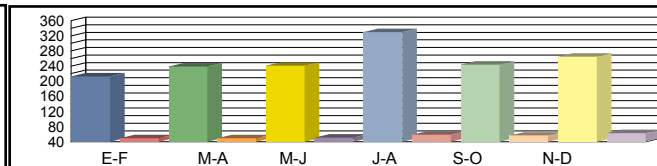
|                |         |                   |                   |                   |                   |                  |                   |                   |
|----------------|---------|-------------------|-------------------|-------------------|-------------------|------------------|-------------------|-------------------|
| Media Domingos | 00h-24h | 224 <b>14,29%</b> | 237 <b>13,50%</b> | 218 <b>11,47%</b> | 481 <b>8,73%</b>  | 280 <b>9,29%</b> | 281 <b>13,52%</b> | 287 <b>11,80%</b> |
|                | 06h-22h | 191 <b>12,57%</b> | 205 <b>12,20%</b> | 193 <b>9,84%</b>  | 424 <b>8,25%</b>  | 234 <b>7,26%</b> | 257 <b>12,06%</b> | 251 <b>10,36%</b> |
|                | 08h-14h | 62 <b>11,29%</b>  | 65 <b>10,77%</b>  | 51 <b>9,80%</b>   | 115 <b>13,91%</b> | 69 <b>10,14%</b> | 113 <b>11,50%</b> | 79 <b>11,24%</b>  |



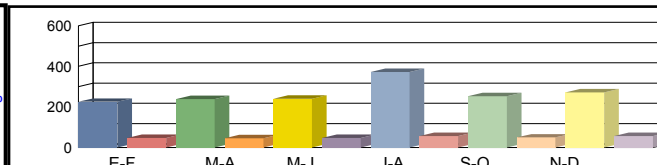
|               |         |                   |                   |                   |                   |                   |                  |                   |
|---------------|---------|-------------------|-------------------|-------------------|-------------------|-------------------|------------------|-------------------|
| Media Sábados | 00h-24h | 283 <b>14,13%</b> | 240 <b>12,50%</b> | 255 <b>15,29%</b> | 472 <b>11,02%</b> | 276 <b>12,32%</b> | 294 <b>9,52%</b> | 303 <b>12,46%</b> |
|               | 06h-22h | 226 <b>11,95%</b> | 213 <b>10,33%</b> | 226 <b>10,18%</b> | 424 <b>7,08%</b>  | 239 <b>10,46%</b> | 281 <b>8,19%</b> | 268 <b>9,70%</b>  |
|               | 08h-14h | 88 <b>11,36%</b>  | 136 <b>5,88%</b>  | 123 <b>8,13%</b>  | 211 <b>4,74%</b>  | 117 <b>5,98%</b>  | 146 <b>8,22%</b> | 137 <b>7,39%</b>  |



|                 |         |                   |                   |                   |                   |                   |                   |                   |
|-----------------|---------|-------------------|-------------------|-------------------|-------------------|-------------------|-------------------|-------------------|
| Media Laborales | 00h-24h | 213 <b>18,78%</b> | 239 <b>17,15%</b> | 241 <b>17,43%</b> | 330 <b>15,15%</b> | 244 <b>18,85%</b> | 265 <b>19,25%</b> | 255 <b>17,77%</b> |
|                 | 06h-22h | 155 <b>18,06%</b> | 204 <b>14,71%</b> | 205 <b>12,68%</b> | 267 <b>12,73%</b> | 213 <b>16,90%</b> | 223 <b>17,04%</b> | 211 <b>15,35%</b> |
|                 | 08h-14h | 64 <b>17,19%</b>  | 77 <b>14,29%</b>  | 78 <b>10,26%</b>  | 95 <b>14,74%</b>  | 89 <b>16,85%</b>  | 90 <b>16,67%</b>  | 82 <b>15,00%</b>  |



|              |         |                   |                   |                   |                   |                   |                   |                   |
|--------------|---------|-------------------|-------------------|-------------------|-------------------|-------------------|-------------------|-------------------|
| Media Diaria | 00h-24h | 225 <b>17,33%</b> | 239 <b>15,90%</b> | 240 <b>16,25%</b> | 372 <b>13,17%</b> | 253 <b>16,21%</b> | 271 <b>16,97%</b> | 267 <b>15,97%</b> |
|              | 06h-22h | 171 <b>16,37%</b> | 205 <b>13,66%</b> | 207 <b>12,08%</b> | 311 <b>10,61%</b> | 220 <b>14,55%</b> | 236 <b>14,83%</b> | 225 <b>13,68%</b> |
|              | 08h-14h | 67 <b>14,93%</b>  | 84 <b>11,90%</b>  | 81 <b>9,88%</b>   | 115 <b>12,17%</b> | 90 <b>14,44%</b>  | 101 <b>13,86%</b> | 90 <b>12,86%</b>  |



|              |   |         |         |         |         |         |         |         |
|--------------|---|---------|---------|---------|---------|---------|---------|---------|
| Coeficientes | N | 1,37419 | 1,17157 | 1,17561 | 1,23596 | 1,14554 | 1,18834 |         |
|              | L | 1,19718 | 1,06695 | 1,05809 | 0,77273 | 1,04508 | 0,96226 |         |
| Coeficiente  | S |         |         |         |         |         |         | 1,04482 |

Los datos en color negro corresponden al total de vehículos y los datos en color azul corresponden a vehículos pesados (en %)





**Castilla-La Mancha**

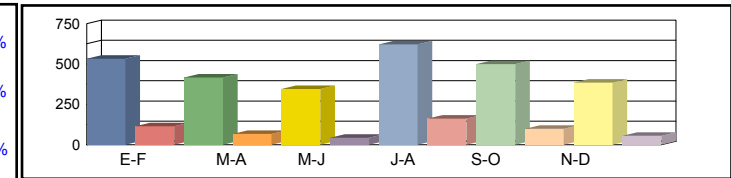
Consejería de Fomento

**Estación:** GU-20r  
**Carretera:** CM-2015 p.k. 30,50 **Provincia:** GUADALAJARA  
**Ubicación:** Peralvache - Int. CM-2108  
**Año:** 2024  
**Tipo:** COBERTURA

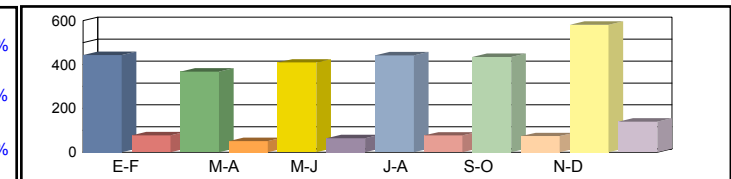
**Dirección General de Carreteras**

| Ene-Feb | Mar-Abr | May-Jun | Jul-Ago | Sep-Oct | Nov-Dic | IMD |
|---------|---------|---------|---------|---------|---------|-----|
|---------|---------|---------|---------|---------|---------|-----|

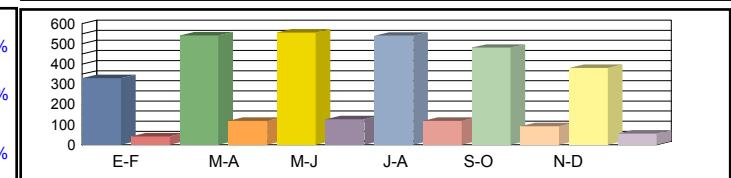
|                |         |                   |                   |                   |                   |                   |                   |                   |
|----------------|---------|-------------------|-------------------|-------------------|-------------------|-------------------|-------------------|-------------------|
| Media Domingos | 00h-24h | 533 <b>17,74%</b> | 417 <b>13,88%</b> | 346 <b>11,52%</b> | 622 <b>20,71%</b> | 499 <b>16,62%</b> | 385 <b>12,82%</b> | 467 <b>15,55%</b> |
|                | 06h-22h | 484 <b>18,50%</b> | 358 <b>13,66%</b> | 294 <b>11,21%</b> | 553 <b>21,14%</b> | 442 <b>16,87%</b> | 332 <b>12,70%</b> | 410 <b>15,68%</b> |
|                | 08h-14h | 89 <b>8,65%</b>   | 110 <b>10,63%</b> | 92 <b>8,92%</b>   | 106 <b>10,29%</b> | 222 <b>21,48%</b> | 94 <b>9,06%</b>   | 119 <b>11,50%</b> |



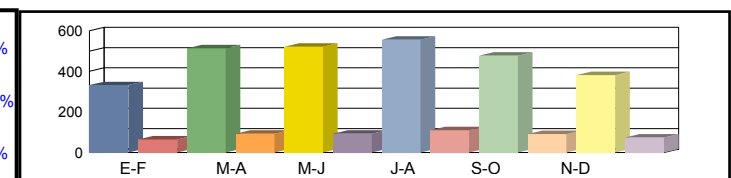
|               |         |                   |                   |                   |                   |                   |                   |                   |
|---------------|---------|-------------------|-------------------|-------------------|-------------------|-------------------|-------------------|-------------------|
| Media Sábados | 00h-24h | 443 <b>14,73%</b> | 368 <b>12,24%</b> | 409 <b>13,62%</b> | 442 <b>14,72%</b> | 434 <b>14,46%</b> | 581 <b>19,33%</b> | 446 <b>14,85%</b> |
|               | 06h-22h | 389 <b>14,86%</b> | 312 <b>11,92%</b> | 348 <b>13,28%</b> | 357 <b>13,64%</b> | 394 <b>15,07%</b> | 510 <b>19,47%</b> | 385 <b>14,71%</b> |
|               | 08h-14h | 133 <b>12,84%</b> | 71 <b>6,91%</b>   | 96 <b>9,29%</b>   | 171 <b>16,61%</b> | 144 <b>13,97%</b> | 262 <b>25,36%</b> | 146 <b>14,16%</b> |



|                 |         |                   |                   |                   |                   |                   |                   |                   |
|-----------------|---------|-------------------|-------------------|-------------------|-------------------|-------------------|-------------------|-------------------|
| Media Laborales | 00h-24h | 331 <b>11,02%</b> | 542 <b>18,04%</b> | 556 <b>18,50%</b> | 540 <b>17,98%</b> | 481 <b>16,01%</b> | 381 <b>12,68%</b> | 472 <b>15,71%</b> |
|                 | 06h-22h | 260 <b>9,95%</b>  | 503 <b>19,23%</b> | 510 <b>19,47%</b> | 446 <b>17,03%</b> | 425 <b>16,24%</b> | 339 <b>12,94%</b> | 414 <b>15,81%</b> |
|                 | 08h-14h | 95 <b>9,20%</b>   | 208 <b>20,18%</b> | 222 <b>21,55%</b> | 181 <b>17,57%</b> | 170 <b>16,47%</b> | 139 <b>13,45%</b> | 169 <b>16,40%</b> |



|              |         |                   |                   |                   |                   |                   |                   |                   |
|--------------|---------|-------------------|-------------------|-------------------|-------------------|-------------------|-------------------|-------------------|
| Media Diaria | 00h-24h | 332 <b>16,07%</b> | 513 <b>15,17%</b> | 522 <b>15,03%</b> | 556 <b>16,50%</b> | 477 <b>15,87%</b> | 381 <b>16,03%</b> | <b>464 15,78%</b> |
|              | 06h-22h | 262 <b>16,36%</b> | 473 <b>15,25%</b> | 474 <b>15,10%</b> | 455 <b>16,57%</b> | 423 <b>16,16%</b> | 338 <b>16,19%</b> | <b>404 15,94%</b> |
|              | 08h-14h | 86 <b>14,84%</b>  | 180 <b>14,27%</b> | 194 <b>14,37%</b> | 172 <b>15,61%</b> | 174 <b>16,83%</b> | 141 <b>16,68%</b> | <b>158 15,43%</b> |



|              |   |  |  |  |  |  |  |  |
|--------------|---|--|--|--|--|--|--|--|
| Coeficientes | N |  |  |  |  |  |  |  |
|              | L |  |  |  |  |  |  |  |
| Coeficiente  | S |  |  |  |  |  |  |  |

Los datos en color negro corresponden al total de vehículos y los datos en color azul corresponden a vehículos pesados (en %)



Castilla-La Mancha

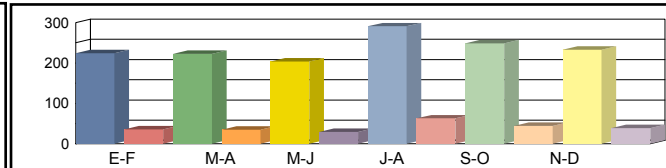
Consejería de Fomento

**Estación:** GU-20v  
**Carretera:** CM-2108 p.k. 31,00 **Provincia:** GUADALAJARA  
**Ubicación:** Alcantud - Int. CM-2015  
**Año:** 2024  
**Tipo:** COBERTURA

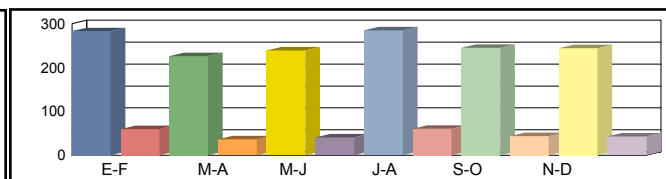
Dirección General de Carreteras

|  | Ene-Feb | Mar-Abr | May-Jun | Jul-Ago | Sep-Oct | Nov-Dic | IMD |
|--|---------|---------|---------|---------|---------|---------|-----|
|--|---------|---------|---------|---------|---------|---------|-----|

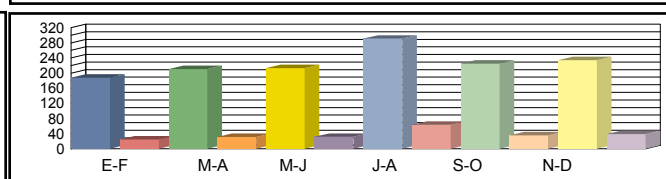
|                |         |            |            |            |            |            |            |            |
|----------------|---------|------------|------------|------------|------------|------------|------------|------------|
| Media Domingos | 00h-24h | 224 13,72% | 223 13,66% | 204 12,51% | 291 17,81% | 249 15,25% | 233 14,29% | 237 14,54% |
|                | 06h-22h | 185 18,84% | 166 16,87% | 155 15,73% | 226 23,00% | 177 17,94% | 181 18,37% | 182 18,46% |
|                | 08h-14h | 74 17,35%  | 62 14,51%  | 50 11,81%  | 80 18,75%  | 61 14,38%  | 90 20,98%  | 70 16,29%  |



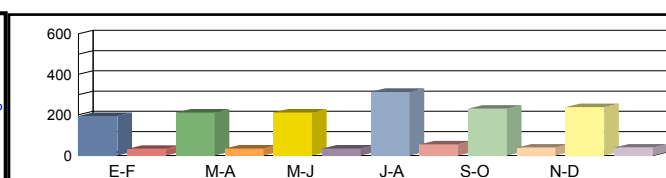
|               |         |            |            |            |            |            |            |            |
|---------------|---------|------------|------------|------------|------------|------------|------------|------------|
| Media Sábados | 00h-24h | 283 17,33% | 226 13,84% | 239 14,64% | 285 17,48% | 245 15,03% | 244 14,95% | 254 15,54% |
|               | 06h-22h | 219 22,29% | 172 17,53% | 181 18,42% | 226 23,00% | 180 18,32% | 198 20,08% | 196 19,94% |
|               | 08h-14h | 105 24,63% | 130 30,36% | 121 28,47% | 147 34,40% | 104 24,38% | 116 27,10% | 120 28,22% |



|                 |         |            |            |            |            |            |            |            |
|-----------------|---------|------------|------------|------------|------------|------------|------------|------------|
| Media Laborales | 00h-24h | 188 11,51% | 211 12,91% | 213 13,02% | 291 17,83% | 225 13,78% | 234 14,32% | 227 13,89% |
|                 | 06h-22h | 122 12,39% | 160 16,31% | 161 16,39% | 210 21,34% | 166 16,87% | 175 17,83% | 166 16,85% |
|                 | 08h-14h | 62 14,63%  | 75 17,61%  | 76 17,84%  | 93 21,72%  | 80 18,75%  | 88 20,58%  | 79 18,52%  |



|              |         |            |            |            |            |            |            |            |
|--------------|---------|------------|------------|------------|------------|------------|------------|------------|
| Media Diaria | 00h-24h | 195 14,28% | 211 13,77% | 212 13,72% | 314 14,88% | 231 14,17% | 238 14,02% | 234 14,14% |
|              | 06h-22h | 130 17,92% | 161 16,96% | 162 16,93% | 232 18,62% | 170 17,23% | 182 17,54% | 173 17,53% |
|              | 08h-14h | 64 19,39%  | 79 19,80%  | 78 19,15%  | 104 20,99% | 81 18,93%  | 95 20,26%  | 84 19,75%  |



|              |   |  |  |  |  |  |  |
|--------------|---|--|--|--|--|--|--|
| Coeficientes | N |  |  |  |  |  |  |
|              | L |  |  |  |  |  |  |
| Coeficiente  | S |  |  |  |  |  |  |

Los datos en color negro corresponden al total de vehículos y los datos en color azul corresponden a vehículos pesados (en %)



Castilla-La Mancha

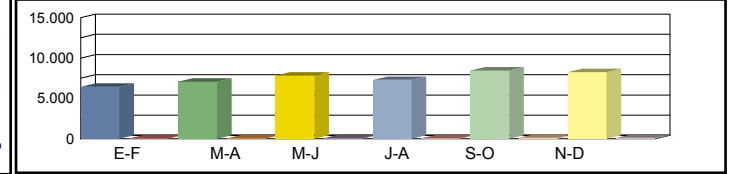
Consejería de Fomento

**Estación:** GU-21  
**Carretera:** CM-101 p.k. 10,90 **Provincia:** GUADALAJARA  
**Ubicación:** Fontanar - Yunquera de Henares  
**Año:** 2024  
**Tipo:** PERMANENTE

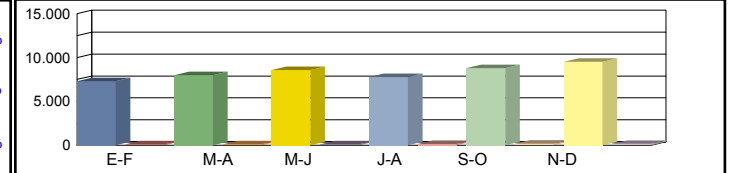
Dirección General de Carreteras

| Ene-Feb | Mar-Abr | May-Jun | Jul-Ago | Sep-Oct | Nov-Dic | IMD |
|---------|---------|---------|---------|---------|---------|-----|
|---------|---------|---------|---------|---------|---------|-----|

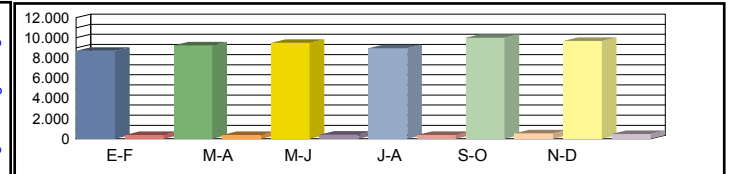
|          |         |       |       |       |       |       |       |       |       |       |       |       |       |       |       |
|----------|---------|-------|-------|-------|-------|-------|-------|-------|-------|-------|-------|-------|-------|-------|-------|
| Media    | 00h-24h | 6.442 | 1,01% | 7.061 | 1,02% | 7.842 | 1,02% | 7.293 | 1,06% | 8.449 | 1,42% | 8.276 | 1,40% | 7.560 | 1,15% |
| Domingos | 06h-22h | 5.855 | 0,96% | 6.563 | 0,94% | 7.155 | 0,91% | 6.004 | 1,03% | 7.579 | 1,40% | 7.447 | 1,44% | 6.767 | 1,11% |
|          | 08h-14h | 2.131 | 0,99% | 2.550 | 0,98% | 2.709 | 0,89% | 2.081 | 1,20% | 2.563 | 1,37% | 2.982 | 1,64% | 2.503 | 1,18% |



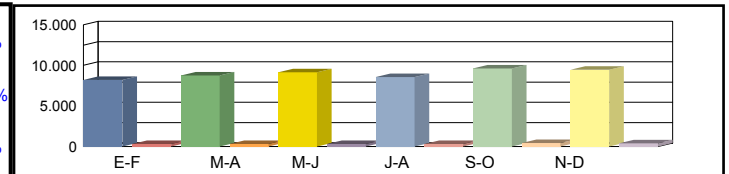
|         |         |       |       |       |       |       |       |       |       |       |       |       |       |       |       |
|---------|---------|-------|-------|-------|-------|-------|-------|-------|-------|-------|-------|-------|-------|-------|-------|
| Media   | 00h-24h | 7.286 | 1,28% | 8.003 | 1,29% | 8.581 | 1,39% | 7.768 | 1,63% | 8.782 | 1,87% | 9.505 | 1,70% | 8.321 | 1,53% |
| Sábados | 06h-22h | 6.614 | 1,25% | 7.307 | 1,26% | 7.704 | 1,34% | 6.603 | 1,67% | 7.940 | 1,91% | 8.668 | 1,77% | 7.473 | 1,53% |
|         | 08h-14h | 2.881 | 1,49% | 3.376 | 1,42% | 3.510 | 1,40% | 2.932 | 2,05% | 3.562 | 2,39% | 3.902 | 2,33% | 3.360 | 1,85% |



|           |         |       |       |       |       |       |       |       |       |        |       |       |       |       |       |
|-----------|---------|-------|-------|-------|-------|-------|-------|-------|-------|--------|-------|-------|-------|-------|-------|
| Media     | 00h-24h | 8.710 | 4,26% | 9.246 | 4,03% | 9.512 | 4,13% | 8.961 | 4,23% | 10.013 | 5,09% | 9.686 | 4,80% | 9.355 | 4,42% |
| Laborales | 06h-22h | 8.010 | 4,36% | 8.396 | 4,13% | 8.436 | 4,18% | 7.987 | 4,36% | 9.198  | 5,23% | 8.932 | 4,98% | 8.493 | 4,54% |
|           | 08h-14h | 3.028 | 5,88% | 3.290 | 5,50% | 3.374 | 5,48% | 3.021 | 5,89% | 3.536  | 6,84% | 3.513 | 6,43% | 3.294 | 6,01% |



|        |         |       |       |       |       |       |       |       |       |       |       |       |       |              |       |
|--------|---------|-------|-------|-------|-------|-------|-------|-------|-------|-------|-------|-------|-------|--------------|-------|
| Media  | 00h-24h | 8.208 | 3,55% | 8.741 | 3,31% | 9.129 | 3,36% | 8.572 | 3,53% | 9.621 | 4,23% | 9.451 | 3,90% | <b>8.954</b> | 3,65% |
| Diaria | 06h-22h | 7.528 | 3,63% | 7.966 | 3,36% | 8.138 | 3,35% | 7.530 | 3,68% | 8.793 | 4,34% | 8.674 | 4,06% | <b>8.105</b> | 3,74% |
|        | 08h-14h | 2.887 | 4,81% | 3.194 | 4,35% | 3.296 | 4,28% | 2.887 | 4,88% | 3.396 | 5,62% | 3.492 | 5,15% | <b>3.192</b> | 4,85% |



|              |   |         |         |         |         |         |         |
|--------------|---|---------|---------|---------|---------|---------|---------|
| Coeficientes | N | 1,08739 | 1,10124 | 1,12755 | 1,12195 | 1,08861 | 1,08442 |
|              | L | 1,07405 | 1,01179 | 0,98349 | 1,04397 | 0,93429 | 0,96583 |
| Coeficiente  | S |         |         |         |         |         | 0,95680 |

Los datos en color negro corresponden al total de vehículos y los datos en color azul corresponden a vehículos pesados (en %)



Castilla-La Mancha

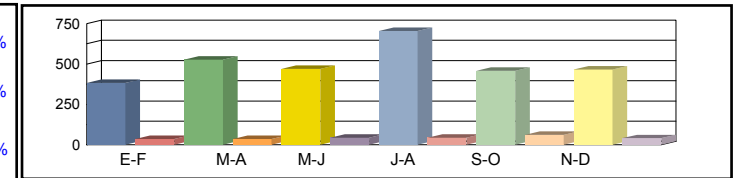
Consejería de Fomento

**Estación:** GU-2a  
**Carretera:** CM-210 p.k. 95,70 **Provincia:** GUADALAJARA  
**Ubicación:** Tierzo - Molina de Aragón  
**Año:** 2024  
**Tipo:** PRIMARIA

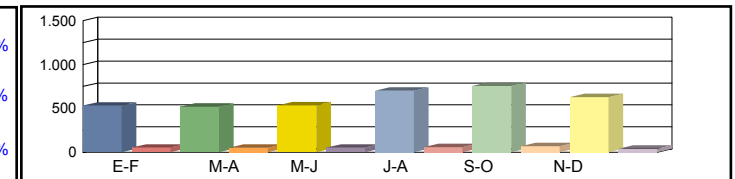
Dirección General de Carreteras

|  | Ene-Feb | Mar-Abr | May-Jun | Jul-Ago | Sep-Oct | Nov-Dic | IMD |
|--|---------|---------|---------|---------|---------|---------|-----|
|--|---------|---------|---------|---------|---------|---------|-----|

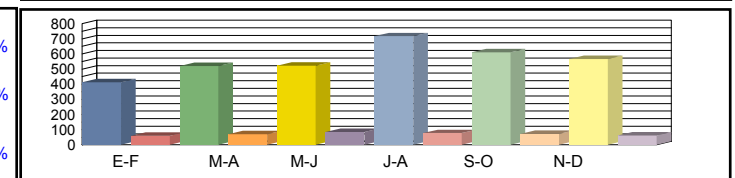
|                |         |            |           |           |           |            |           |           |
|----------------|---------|------------|-----------|-----------|-----------|------------|-----------|-----------|
| Media Domingos | 00h-24h | 383 8,62%  | 528 6,44% | 470 8,72% | 705 5,82% | 458 12,01% | 466 8,15% | 502 8,29% |
|                | 06h-22h | 333 7,81%  | 487 5,34% | 388 7,22% | 660 5,30% | 410 9,02%  | 442 6,11% | 453 6,80% |
|                | 08h-14h | 122 11,48% | 210 5,24% | 131 7,63% | 259 6,18% | 195 8,21%  | 181 8,84% | 183 7,93% |



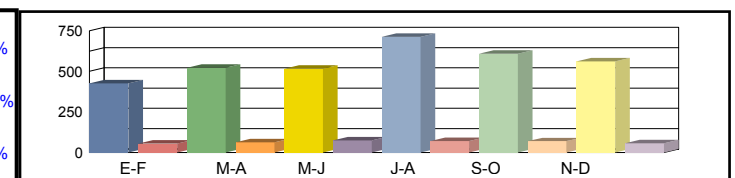
|               |         |           |           |           |           |           |           |           |
|---------------|---------|-----------|-----------|-----------|-----------|-----------|-----------|-----------|
| Media Sábados | 00h-24h | 532 9,02% | 521 9,02% | 534 8,99% | 701 7,85% | 756 8,20% | 629 6,20% | 612 8,21% |
|               | 06h-22h | 468 7,48% | 469 7,46% | 477 8,81% | 615 6,34% | 707 7,07% | 579 5,01% | 552 7,03% |
|               | 08h-14h | 249 9,24% | 197 6,09% | 232 6,90% | 300 4,00% | 390 4,87% | 262 4,20% | 272 5,88% |



|                 |         |            |            |            |           |            |           |            |
|-----------------|---------|------------|------------|------------|-----------|------------|-----------|------------|
| Media Laborales | 00h-24h | 413 12,59% | 521 11,90% | 523 13,96% | 717 9,76% | 610 10,49% | 567 9,88% | 558 11,43% |
|                 | 06h-22h | 346 10,98% | 463 9,72%  | 467 12,21% | 660 8,64% | 564 9,04%  | 514 7,98% | 502 9,76%  |
|                 | 08h-14h | 159 8,18%  | 220 9,09%  | 212 11,32% | 300 9,33% | 271 7,75%  | 234 8,12% | 233 8,96%  |



|              |         |            |            |            |           |            |           |            |
|--------------|---------|------------|------------|------------|-----------|------------|-----------|------------|
| Media Diaria | 00h-24h | 425 11,29% | 522 10,73% | 517 12,57% | 713 8,98% | 609 10,18% | 561 9,09% | 558 10,47% |
|              | 06h-22h | 362 9,94%  | 467 8,78%  | 458 11,14% | 653 7,81% | 563 8,70%  | 513 7,41% | 503 8,96%  |
|              | 08h-14h | 167 8,98%  | 216 8,33%  | 203 10,34% | 294 8,16% | 277 7,22%  | 231 7,79% | 231 8,47%  |



|              |   |         |         |         |         |         |         |         |
|--------------|---|---------|---------|---------|---------|---------|---------|---------|
| Coeficientes | N | 1,19364 | 1,12527 | 1,11991 | 1,08636 | 1,08156 | 1,10311 |         |
|              | L | 1,35109 | 1,07102 | 1,06692 | 0,77824 | 0,91475 | 0,98413 |         |
| Coeficiente  | S |         |         |         |         |         |         | 0,99949 |

Los datos en color negro corresponden al total de vehículos y los datos en color azul corresponden a vehículos pesados (en %)



**Castilla-La Mancha**

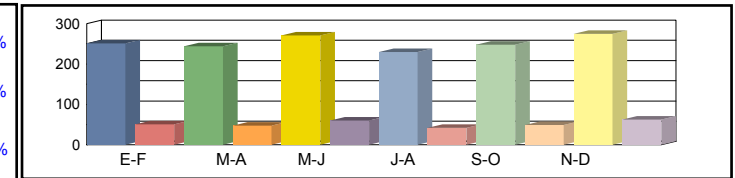
Consejería de Fomento

**Estación:** GU-2g  
**Carretera:** CM-2112 p.k. 4,00 **Provincia:** GUADALAJARA  
**Ubicación:** Int N-211 - Setiles  
**Año:** 2024  
**Tipo:** COBERTURA

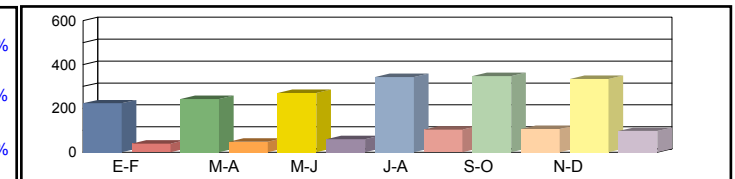
**Dirección General de Carreteras**

| Ene-Feb | Mar-Abr | May-Jun | Jul-Ago | Sep-Oct | Nov-Dic | IMD |
|---------|---------|---------|---------|---------|---------|-----|
|---------|---------|---------|---------|---------|---------|-----|

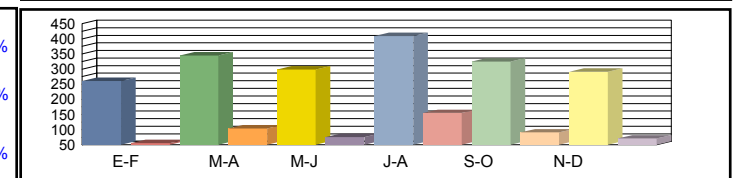
|                |         |            |            |            |            |            |            |            |
|----------------|---------|------------|------------|------------|------------|------------|------------|------------|
| Media Domingos | 00h-24h | 251 16,87% | 244 16,39% | 271 18,19% | 230 15,43% | 248 16,66% | 275 18,51% | 253 17,01% |
|                | 06h-22h | 168 13,25% | 165 13,06% | 194 15,32% | 165 13,02% | 174 13,75% | 199 15,75% | 178 14,02% |
|                | 08h-14h | 70 12,39%  | 61 10,87%  | 71 12,62%  | 63 11,19%  | 81 14,25%  | 93 16,38%  | 73 12,95%  |



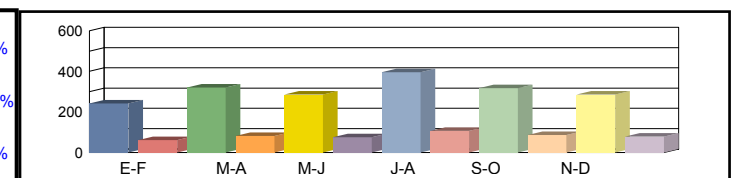
|               |         |            |            |            |            |            |            |            |
|---------------|---------|------------|------------|------------|------------|------------|------------|------------|
| Media Sábados | 00h-24h | 223 15,01% | 243 16,36% | 270 18,16% | 343 23,09% | 347 23,32% | 334 22,43% | 293 19,73% |
|               | 06h-22h | 148 11,67% | 183 14,47% | 188 14,88% | 258 20,41% | 249 19,69% | 251 19,83% | 213 16,83% |
|               | 08h-14h | 74 13,11%  | 78 13,86%  | 81 14,33%  | 125 22,14% | 113 19,94% | 123 21,82% | 99 17,54%  |



|                 |         |            |            |            |            |            |            |            |
|-----------------|---------|------------|------------|------------|------------|------------|------------|------------|
| Media Laborales | 00h-24h | 261 17,55% | 345 23,22% | 299 20,10% | 409 27,49% | 325 21,85% | 291 19,58% | 322 21,63% |
|                 | 06h-22h | 184 14,55% | 250 19,79% | 217 17,16% | 299 23,64% | 236 18,64% | 209 16,55% | 232 18,39% |
|                 | 08h-14h | 86 15,18%  | 121 21,45% | 100 17,64% | 139 24,53% | 109 19,27% | 94 16,58%  | 108 19,11% |



|              |         |            |            |            |            |            |            |            |
|--------------|---------|------------|------------|------------|------------|------------|------------|------------|
| Media Diaria | 00h-24h | 241 20,16% | 320 20,28% | 285 20,80% | 395 21,11% | 317 21,32% | 286 21,45% | 307 20,85% |
|              | 06h-22h | 167 16,88% | 231 17,25% | 205 17,63% | 290 18,09% | 229 18,09% | 206 18,40% | 221 17,72% |
|              | 08h-14h | 78 17,40%  | 109 17,29% | 91 17,61%  | 134 18,52% | 105 18,65% | 94 19,22%  | 102 18,12% |



|              |   |  |  |  |  |  |  |  |
|--------------|---|--|--|--|--|--|--|--|
| Coeficientes | N |  |  |  |  |  |  |  |
|              | L |  |  |  |  |  |  |  |
| Coeficiente  | S |  |  |  |  |  |  |  |

Los datos en color negro corresponden al total de vehículos y los datos en color azul corresponden a vehículos pesados (en %)



Castilla-La Mancha

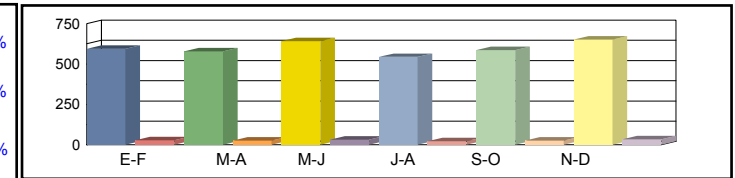
Consejería de Fomento

**Estación:** GU-2j  
**Carretera:** CM-2015 p.k. 89,00 **Provincia:** GUADALAJARA  
**Ubicación:** Torrecilla - Int. N-211  
**Año:** 2024  
**Tipo:** COBERTURA

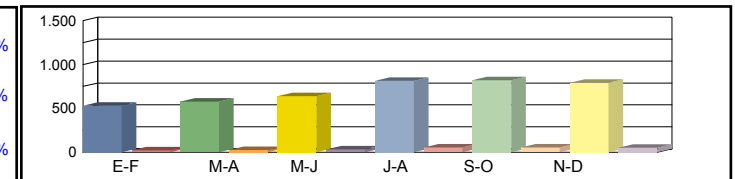
Dirección General de Carreteras

| Ene-Feb | Mar-Abr | May-Jun | Jul-Ago | Sep-Oct | Nov-Dic | IMD |
|---------|---------|---------|---------|---------|---------|-----|
|---------|---------|---------|---------|---------|---------|-----|

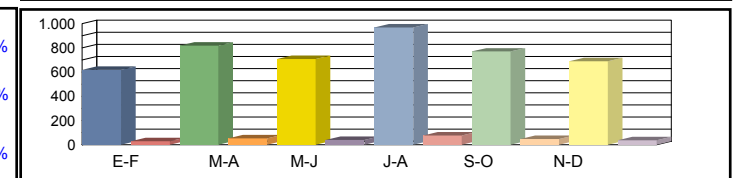
|                |         |                  |                  |                  |                  |                  |                  |                  |
|----------------|---------|------------------|------------------|------------------|------------------|------------------|------------------|------------------|
| Media Domingos | 00h-24h | 595 <b>4,51%</b> | 578 <b>4,39%</b> | 641 <b>4,87%</b> | 544 <b>4,13%</b> | 587 <b>4,46%</b> | 652 <b>4,95%</b> | 600 <b>4,55%</b> |
|                | 06h-22h | 508 <b>2,78%</b> | 501 <b>2,74%</b> | 587 <b>3,22%</b> | 499 <b>2,73%</b> | 527 <b>2,89%</b> | 604 <b>3,31%</b> | 538 <b>2,95%</b> |
|                | 08h-14h | 249 <b>2,49%</b> | 219 <b>2,18%</b> | 254 <b>2,53%</b> | 225 <b>2,25%</b> | 287 <b>2,86%</b> | 330 <b>3,29%</b> | 261 <b>2,60%</b> |



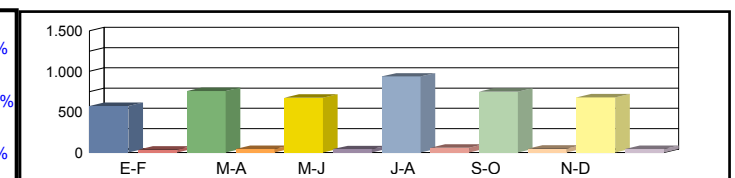
|               |         |                  |                  |                  |                  |                  |                  |                  |
|---------------|---------|------------------|------------------|------------------|------------------|------------------|------------------|------------------|
| Media Sábados | 00h-24h | 529 <b>4,02%</b> | 577 <b>4,38%</b> | 640 <b>4,86%</b> | 814 <b>6,18%</b> | 822 <b>6,24%</b> | 791 <b>6,00%</b> | 696 <b>5,28%</b> |
|               | 06h-22h | 448 <b>2,45%</b> | 555 <b>3,04%</b> | 571 <b>3,13%</b> | 783 <b>4,29%</b> | 755 <b>4,14%</b> | 761 <b>4,17%</b> | 646 <b>3,53%</b> |
|               | 08h-14h | 264 <b>2,63%</b> | 279 <b>2,78%</b> | 289 <b>2,88%</b> | 446 <b>4,44%</b> | 402 <b>4,00%</b> | 439 <b>4,38%</b> | 353 <b>3,52%</b> |



|                 |         |                  |                  |                  |                  |                  |                  |                  |
|-----------------|---------|------------------|------------------|------------------|------------------|------------------|------------------|------------------|
| Media Laborales | 00h-24h | 619 <b>4,70%</b> | 818 <b>6,21%</b> | 708 <b>5,38%</b> | 969 <b>7,35%</b> | 770 <b>5,84%</b> | 690 <b>5,24%</b> | 762 <b>5,79%</b> |
|                 | 06h-22h | 558 <b>3,06%</b> | 759 <b>4,16%</b> | 658 <b>3,60%</b> | 906 <b>4,96%</b> | 715 <b>3,92%</b> | 635 <b>3,48%</b> | 705 <b>3,86%</b> |
|                 | 08h-14h | 306 <b>3,05%</b> | 432 <b>4,30%</b> | 355 <b>3,54%</b> | 494 <b>4,92%</b> | 388 <b>3,87%</b> | 334 <b>3,33%</b> | 385 <b>3,83%</b> |



|              |         |                  |                  |                  |                  |                  |                  |                         |
|--------------|---------|------------------|------------------|------------------|------------------|------------------|------------------|-------------------------|
| Media Diaria | 00h-24h | 571 <b>5,39%</b> | 759 <b>5,43%</b> | 674 <b>5,56%</b> | 936 <b>5,65%</b> | 751 <b>5,70%</b> | 678 <b>5,74%</b> | <b>728</b> <b>5,58%</b> |
|              | 06h-22h | 505 <b>3,55%</b> | 702 <b>3,62%</b> | 622 <b>3,70%</b> | 879 <b>3,80%</b> | 694 <b>3,80%</b> | 627 <b>3,86%</b> | <b>672</b> <b>3,72%</b> |
|              | 08h-14h | 276 <b>3,49%</b> | 388 <b>3,47%</b> | 324 <b>3,53%</b> | 475 <b>3,72%</b> | 376 <b>3,74%</b> | 333 <b>3,86%</b> | <b>362</b> <b>3,64%</b> |



|              |   |  |  |  |  |  |  |  |
|--------------|---|--|--|--|--|--|--|--|
| Coeficientes | N |  |  |  |  |  |  |  |
|              | L |  |  |  |  |  |  |  |
| Coeficiente  | S |  |  |  |  |  |  |  |

Los datos en color negro corresponden al total de vehículos y los datos en color azul corresponden a vehículos pesados (en %)



**Castilla-La Mancha**

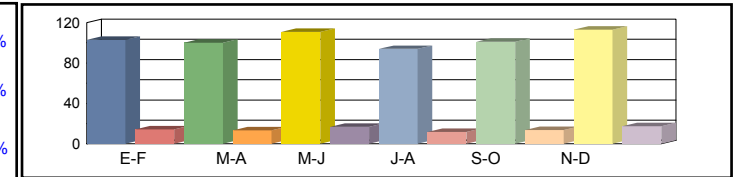
Consejería de Fomento

**Estación:** GU-2l  
**Carretera:** CM-2107 p.k. 4,00 **Provincia:** GUADALAJARA  
**Ubicación:** Anquela del Ducado - Turmiel  
**Año:** 2024  
**Tipo:** COBERTURA

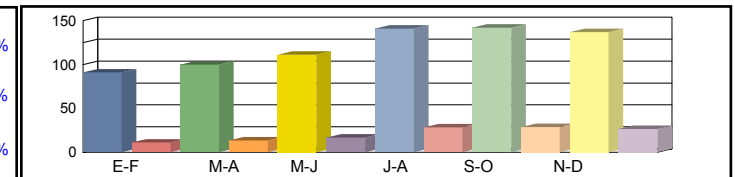
**Dirección General de Carreteras**

| Ene-Feb | Mar-Abr | May-Jun | Jul-Ago | Sep-Oct | Nov-Dic | IMD |
|---------|---------|---------|---------|---------|---------|-----|
|---------|---------|---------|---------|---------|---------|-----|

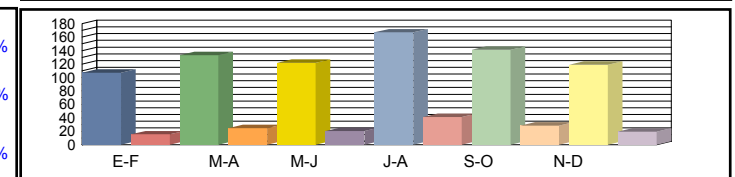
|                |         |                   |                   |                   |                  |                   |                   |                   |
|----------------|---------|-------------------|-------------------|-------------------|------------------|-------------------|-------------------|-------------------|
| Media Domingos | 00h-24h | 103 <b>12,19%</b> | 100 <b>11,85%</b> | 111 <b>13,15%</b> | 94 <b>11,15%</b> | 101 <b>12,04%</b> | 113 <b>13,38%</b> | 104 <b>12,29%</b> |
|                | 06h-22h | 67 <b>9,07%</b>   | 66 <b>8,94%</b>   | 77 <b>10,49%</b>  | 66 <b>8,91%</b>  | 69 <b>9,41%</b>   | 79 <b>10,78%</b>  | 71 <b>9,60%</b>   |
|                | 08h-14h | 26 <b>4,70%</b>   | 23 <b>4,13%</b>   | 27 <b>4,79%</b>   | 24 <b>4,25%</b>  | 30 <b>5,41%</b>   | 35 <b>6,22%</b>   | 28 <b>4,92%</b>   |



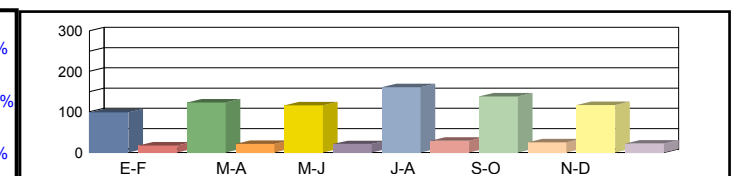
|               |         |                  |                   |                   |                   |                   |                   |                   |
|---------------|---------|------------------|-------------------|-------------------|-------------------|-------------------|-------------------|-------------------|
| Media Sábados | 00h-24h | 91 <b>10,85%</b> | 100 <b>11,83%</b> | 111 <b>13,13%</b> | 141 <b>16,69%</b> | 142 <b>16,86%</b> | 137 <b>16,21%</b> | 120 <b>14,26%</b> |
|               | 06h-22h | 59 <b>7,99%</b>  | 73 <b>9,91%</b>   | 75 <b>10,19%</b>  | 103 <b>13,98%</b> | 99 <b>13,48%</b>  | 100 <b>13,58%</b> | 85 <b>11,52%</b>  |
|               | 08h-14h | 28 <b>4,98%</b>  | 29 <b>5,26%</b>   | 30 <b>5,44%</b>   | 47 <b>8,41%</b>   | 42 <b>7,57%</b>   | 46 <b>8,29%</b>   | 37 <b>6,66%</b>   |



|                 |         |                   |                   |                   |                   |                   |                   |                   |
|-----------------|---------|-------------------|-------------------|-------------------|-------------------|-------------------|-------------------|-------------------|
| Media Laborales | 00h-24h | 107 <b>12,69%</b> | 133 <b>15,79%</b> | 122 <b>14,53%</b> | 167 <b>19,87%</b> | 141 <b>16,76%</b> | 119 <b>14,15%</b> | 132 <b>15,63%</b> |
|                 | 06h-22h | 73 <b>9,97%</b>   | 94 <b>12,77%</b>  | 87 <b>11,75%</b>  | 119 <b>16,18%</b> | 102 <b>13,84%</b> | 83 <b>11,33%</b>  | 93 <b>12,64%</b>  |
|                 | 08h-14h | 32 <b>5,76%</b>   | 41 <b>7,32%</b>   | 38 <b>6,70%</b>   | 52 <b>9,32%</b>   | 43 <b>7,61%</b>   | 35 <b>6,30%</b>   | 40 <b>7,17%</b>   |



|              |         |                  |                   |                   |                   |                   |                   |                          |
|--------------|---------|------------------|-------------------|-------------------|-------------------|-------------------|-------------------|--------------------------|
| Media Diaria | 00h-24h | 99 <b>14,57%</b> | 123 <b>14,66%</b> | 116 <b>15,03%</b> | 161 <b>15,26%</b> | 138 <b>15,41%</b> | 117 <b>15,51%</b> | <b>126</b> <b>15,07%</b> |
|              | 06h-22h | 66 <b>11,56%</b> | 87 <b>11,81%</b>  | 82 <b>12,07%</b>  | 115 <b>12,39%</b> | 99 <b>12,39%</b>  | 82 <b>12,60%</b>  | <b>88</b> <b>12,14%</b>  |
|              | 08h-14h | 29 <b>6,61%</b>  | 37 <b>6,57%</b>   | 35 <b>6,69%</b>   | 50 <b>7,03%</b>   | 42 <b>7,08%</b>   | 35 <b>7,30%</b>   | <b>38</b> <b>6,88%</b>   |



|              |   |  |  |  |  |  |  |  |
|--------------|---|--|--|--|--|--|--|--|
| Coeficientes | N |  |  |  |  |  |  |  |
|              | L |  |  |  |  |  |  |  |
| Coeficiente  | S |  |  |  |  |  |  |  |

Los datos en color negro corresponden al total de vehículos y los datos en color azul corresponden a vehículos pesados (en %)



**Castilla-La Mancha**

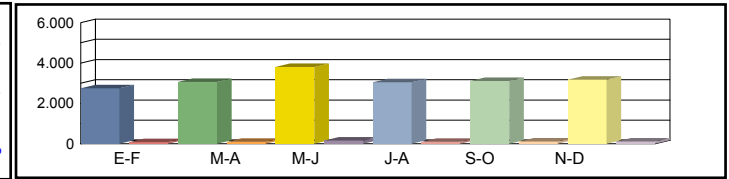
Consejería de Fomento

**Estación:** GU-30a  
**Carretera:** CM-1009 p.k. 1,00 **Provincia:** GUADALAJARA  
**Ubicación:** El Casar de Talamanca - Límite Provinica con Madrid  
**Año:** 2024  
**Tipo:** COBERTURA

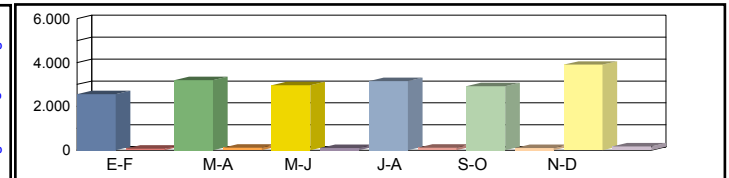
**Dirección General de Carreteras**

| Ene-Feb | Mar-Abr | May-Jun | Jul-Ago | Sep-Oct | Nov-Dic | IMD |
|---------|---------|---------|---------|---------|---------|-----|
|---------|---------|---------|---------|---------|---------|-----|

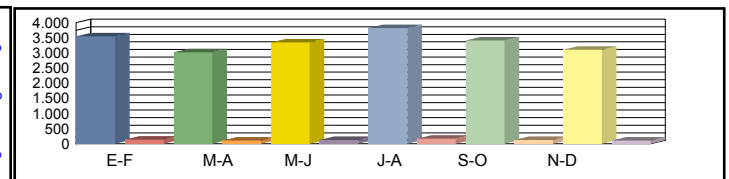
|          |         |             |             |             |             |             |             |             |
|----------|---------|-------------|-------------|-------------|-------------|-------------|-------------|-------------|
| Media    | 00h-24h | 2.750 3,04% | 3.069 3,39% | 3.809 4,21% | 3.055 3,38% | 3.108 3,44% | 3.179 3,52% | 3.162 3,50% |
| Domingos | 06h-22h | 2.519 2,69% | 2.956 3,15% | 3.742 3,99% | 2.867 3,06% | 3.055 3,26% | 3.061 3,27% | 3.033 3,24% |
|          | 08h-14h | 880 3,93%   | 908 4,06%   | 1.019 4,55% | 845 3,77%   | 863 3,86%   | 949 4,24%   | 911 4,07%   |



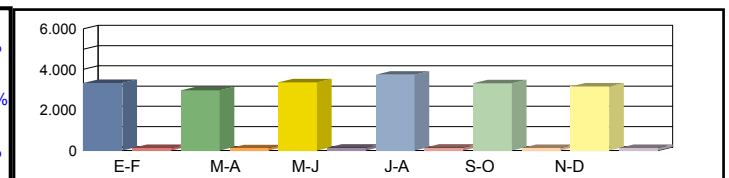
|         |         |             |             |             |             |             |             |             |
|---------|---------|-------------|-------------|-------------|-------------|-------------|-------------|-------------|
| Media   | 00h-24h | 2.554 2,82% | 3.201 3,54% | 2.968 3,28% | 3.148 3,48% | 2.923 3,23% | 3.901 4,31% | 3.116 3,44% |
| Sábados | 06h-22h | 2.338 2,50% | 3.172 3,38% | 2.647 2,82% | 2.995 3,20% | 2.743 2,93% | 3.777 4,03% | 2.945 3,14% |
|         | 08h-14h | 844 3,77%   | 1.232 5,50% | 996 4,45%   | 1.056 4,72% | 1.233 5,51% | 1.424 6,36% | 1.131 5,05% |



|           |         |             |             |             |             |             |             |             |
|-----------|---------|-------------|-------------|-------------|-------------|-------------|-------------|-------------|
| Media     | 00h-24h | 3.544 3,92% | 3.027 3,35% | 3.349 3,70% | 3.818 4,22% | 3.414 3,77% | 3.102 3,43% | 3.376 3,73% |
| Laborales | 06h-22h | 3.377 3,60% | 2.834 3,02% | 3.196 3,41% | 3.732 3,98% | 3.168 3,38% | 3.019 3,22% | 3.221 3,44% |
|           | 08h-14h | 1.084 4,84% | 1.015 4,53% | 1.058 4,73% | 1.341 5,99% | 946 4,22%   | 1.012 4,52% | 1.076 4,81% |



|        |         |             |             |             |             |             |             |                    |
|--------|---------|-------------|-------------|-------------|-------------|-------------|-------------|--------------------|
| Media  | 00h-24h | 3.333 3,48% | 2.972 3,64% | 3.360 3,72% | 3.737 3,62% | 3.317 3,60% | 3.153 3,76% | <b>3.312 3,64%</b> |
| Diaria | 06h-22h | 3.145 3,18% | 2.801 3,37% | 3.195 3,41% | 3.644 3,33% | 3.084 3,32% | 3.079 3,48% | <b>3.158 3,35%</b> |
|        | 08h-14h | 1.027 4,48% | 1.018 4,74% | 1.044 4,66% | 1.302 4,59% | 944 4,71%   | 1.047 4,89% | <b>1.064 4,68%</b> |



|              |   |  |  |  |  |  |  |  |
|--------------|---|--|--|--|--|--|--|--|
| Coeficientes | N |  |  |  |  |  |  |  |
|              | L |  |  |  |  |  |  |  |
| Coeficiente  | S |  |  |  |  |  |  |  |

Los datos en color negro corresponden al total de vehículos y los datos en color azul corresponden a vehículos pesados (en %)





Castilla-La Mancha

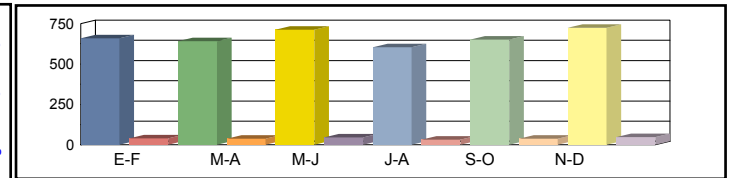
Consejería de Fomento

**Estación:** GU-32  
**Carretera:** CM-210 p.k. 86,00 **Provincia:** GUADALAJARA  
**Ubicación:** Int. CM-2111 - Tierzo  
**Año:** 2024  
**Tipo:** COBERTURA

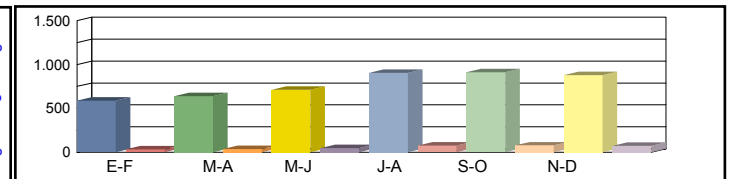
Dirección General de Carreteras

|  | Ene-Feb | Mar-Abr | May-Jun | Jul-Ago | Sep-Oct | Nov-Dic | IMD |
|--|---------|---------|---------|---------|---------|---------|-----|
|--|---------|---------|---------|---------|---------|---------|-----|

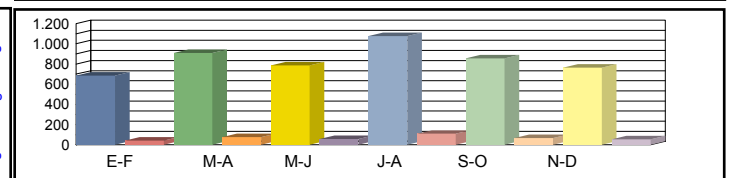
|                |         |                  |                  |                  |                  |                  |                  |                  |
|----------------|---------|------------------|------------------|------------------|------------------|------------------|------------------|------------------|
| Media Domingos | 00h-24h | 660 <b>5,69%</b> | 642 <b>5,53%</b> | 712 <b>6,14%</b> | 604 <b>5,20%</b> | 652 <b>5,62%</b> | 724 <b>6,24%</b> | 666 <b>5,74%</b> |
|                | 06h-22h | 576 <b>5,35%</b> | 568 <b>5,27%</b> | 666 <b>6,18%</b> | 566 <b>5,25%</b> | 598 <b>5,55%</b> | 685 <b>6,35%</b> | 610 <b>5,66%</b> |
|                | 08h-14h | 294 <b>5,06%</b> | 258 <b>4,44%</b> | 299 <b>5,16%</b> | 265 <b>4,57%</b> | 338 <b>5,83%</b> | 389 <b>6,70%</b> | 307 <b>5,29%</b> |



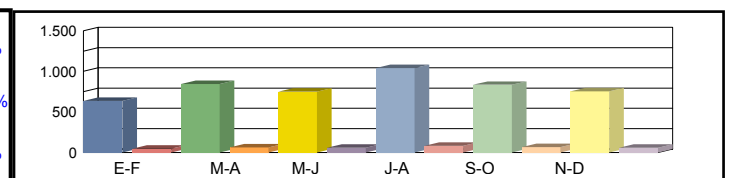
|               |         |                  |                  |                  |                  |                  |                  |                  |
|---------------|---------|------------------|------------------|------------------|------------------|------------------|------------------|------------------|
| Media Sábados | 00h-24h | 588 <b>5,06%</b> | 640 <b>5,52%</b> | 711 <b>6,13%</b> | 904 <b>7,79%</b> | 913 <b>7,87%</b> | 878 <b>7,57%</b> | 772 <b>6,65%</b> |
|               | 06h-22h | 508 <b>4,71%</b> | 629 <b>5,84%</b> | 647 <b>6,00%</b> | 888 <b>8,23%</b> | 856 <b>7,94%</b> | 863 <b>8,00%</b> | 732 <b>6,79%</b> |
|               | 08h-14h | 311 <b>5,36%</b> | 329 <b>5,67%</b> | 340 <b>5,86%</b> | 525 <b>9,05%</b> | 473 <b>8,15%</b> | 518 <b>8,92%</b> | 416 <b>7,17%</b> |



|                 |         |                  |                  |                  |                    |                  |                  |                  |
|-----------------|---------|------------------|------------------|------------------|--------------------|------------------|------------------|------------------|
| Media Laborales | 00h-24h | 687 <b>5,92%</b> | 909 <b>7,83%</b> | 787 <b>6,78%</b> | 1.076 <b>9,27%</b> | 855 <b>7,37%</b> | 766 <b>6,61%</b> | 847 <b>7,30%</b> |
|                 | 06h-22h | 633 <b>5,87%</b> | 861 <b>7,98%</b> | 746 <b>6,92%</b> | 1.028 <b>9,54%</b> | 811 <b>7,52%</b> | 720 <b>6,68%</b> | 800 <b>7,42%</b> |
|                 | 08h-14h | 360 <b>6,21%</b> | 509 <b>8,77%</b> | 418 <b>7,21%</b> | 582 <b>10,03%</b>  | 457 <b>7,88%</b> | 393 <b>6,78%</b> | 453 <b>7,81%</b> |



|              |         |                  |                  |                  |                    |                  |                  |                         |
|--------------|---------|------------------|------------------|------------------|--------------------|------------------|------------------|-------------------------|
| Media Diaria | 00h-24h | 634 <b>6,80%</b> | 844 <b>6,84%</b> | 749 <b>7,01%</b> | 1.040 <b>7,12%</b> | 834 <b>7,19%</b> | 752 <b>7,24%</b> | <b>809</b> <b>7,03%</b> |
|              | 06h-22h | 573 <b>6,81%</b> | 797 <b>6,96%</b> | 706 <b>7,11%</b> | 998 <b>7,30%</b>   | 787 <b>7,30%</b> | 711 <b>7,42%</b> | <b>762</b> <b>7,15%</b> |
|              | 08h-14h | 325 <b>7,12%</b> | 457 <b>7,07%</b> | 382 <b>7,20%</b> | 560 <b>7,57%</b>   | 442 <b>7,62%</b> | 392 <b>7,86%</b> | <b>426</b> <b>7,41%</b> |



|              |   |  |  |  |  |  |  |  |
|--------------|---|--|--|--|--|--|--|--|
| Coeficientes | N |  |  |  |  |  |  |  |
|              | L |  |  |  |  |  |  |  |
| Coeficiente  | S |  |  |  |  |  |  |  |

Los datos en color negro corresponden al total de vehículos y los datos en color azul corresponden a vehículos pesados (en %)



Castilla-La Mancha

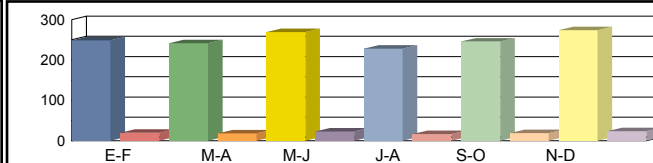
Consejería de Fomento

**Estación:** GU-32a  
**Carretera:** CM-2111 p.k. 2,00 **Provincia:** GUADALAJARA  
**Ubicación:** Int. CM-210 - Terzaga  
**Año:** 2024  
**Tipo:** COBERTURA

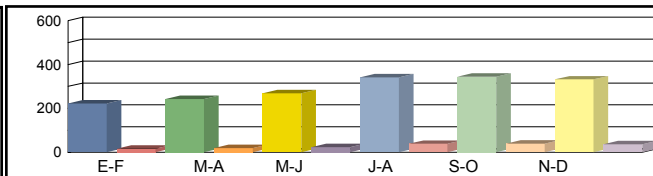
Dirección General de Carreteras

|  | Ene-Feb | Mar-Abr | May-Jun | Jul-Ago | Sep-Oct | Nov-Dic | IMD |
|--|---------|---------|---------|---------|---------|---------|-----|
|--|---------|---------|---------|---------|---------|---------|-----|

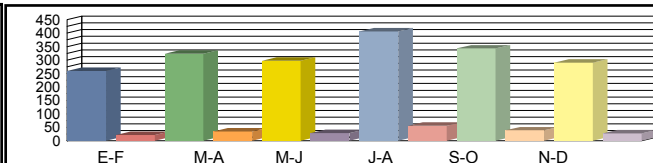
|                |         |                  |                  |                  |                  |                  |                  |                  |
|----------------|---------|------------------|------------------|------------------|------------------|------------------|------------------|------------------|
| Media Domingos | 00h-24h | 249 <b>7,41%</b> | 242 <b>7,20%</b> | 269 <b>7,99%</b> | 228 <b>6,78%</b> | 246 <b>7,32%</b> | 274 <b>8,13%</b> | 251 <b>7,47%</b> |
|                | 06h-22h | 193 <b>2,61%</b> | 190 <b>2,57%</b> | 223 <b>3,02%</b> | 190 <b>2,57%</b> | 201 <b>2,71%</b> | 230 <b>3,11%</b> | 204 <b>2,77%</b> |
|                | 08h-14h | 66 <b>3,15%</b>  | 58 <b>2,77%</b>  | 67 <b>3,21%</b>  | 59 <b>2,85%</b>  | 75 <b>3,63%</b>  | 87 <b>4,17%</b>  | 69 <b>3,29%</b>  |



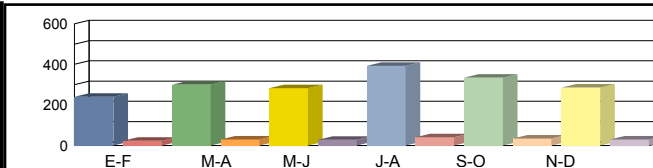
|               |         |                  |                  |                  |                   |                   |                  |                  |
|---------------|---------|------------------|------------------|------------------|-------------------|-------------------|------------------|------------------|
| Media Sábados | 00h-24h | 222 <b>6,60%</b> | 242 <b>7,19%</b> | 269 <b>7,98%</b> | 341 <b>10,14%</b> | 345 <b>10,25%</b> | 332 <b>9,86%</b> | 292 <b>8,67%</b> |
|               | 06h-22h | 170 <b>2,30%</b> | 211 <b>2,85%</b> | 217 <b>2,94%</b> | 298 <b>4,02%</b>  | 287 <b>3,88%</b>  | 289 <b>3,91%</b> | 245 <b>3,32%</b> |
|               | 08h-14h | 69 <b>3,34%</b>  | 73 <b>3,53%</b>  | 76 <b>3,65%</b>  | 117 <b>5,63%</b>  | 106 <b>5,07%</b>  | 116 <b>5,55%</b> | 93 <b>4,46%</b>  |



|                 |         |                  |                  |                  |                   |                   |                  |                  |
|-----------------|---------|------------------|------------------|------------------|-------------------|-------------------|------------------|------------------|
| Media Laborales | 00h-24h | 260 <b>7,71%</b> | 323 <b>9,60%</b> | 297 <b>8,83%</b> | 406 <b>12,08%</b> | 343 <b>10,19%</b> | 290 <b>8,60%</b> | 320 <b>9,50%</b> |
|                 | 06h-22h | 212 <b>2,87%</b> | 272 <b>3,68%</b> | 250 <b>3,38%</b> | 345 <b>4,66%</b>  | 295 <b>3,99%</b>  | 241 <b>3,26%</b> | 269 <b>3,64%</b> |
|                 | 08h-14h | 80 <b>3,86%</b>  | 102 <b>4,90%</b> | 93 <b>4,49%</b>  | 130 <b>6,24%</b>  | 106 <b>5,10%</b>  | 88 <b>4,22%</b>  | 100 <b>4,80%</b> |



|              |         |                  |                  |                  |                  |                  |                  |                         |
|--------------|---------|------------------|------------------|------------------|------------------|------------------|------------------|-------------------------|
| Media Diaria | 00h-24h | 240 <b>8,86%</b> | 300 <b>8,91%</b> | 283 <b>9,14%</b> | 392 <b>9,27%</b> | 335 <b>9,36%</b> | 285 <b>9,43%</b> | <b>306</b> <b>9,16%</b> |
|              | 06h-22h | 192 <b>3,33%</b> | 252 <b>3,40%</b> | 236 <b>3,48%</b> | 335 <b>3,57%</b> | 286 <b>3,57%</b> | 238 <b>3,63%</b> | <b>256</b> <b>3,50%</b> |
|              | 08h-14h | 72 <b>4,43%</b>  | 92 <b>4,40%</b>  | 85 <b>4,48%</b>  | 125 <b>4,71%</b> | 103 <b>4,74%</b> | 88 <b>4,89%</b>  | <b>94</b> <b>4,61%</b>  |



|              |   |  |  |  |  |  |  |  |
|--------------|---|--|--|--|--|--|--|--|
| Coeficientes | N |  |  |  |  |  |  |  |
|              | L |  |  |  |  |  |  |  |
| Coeficiente  | S |  |  |  |  |  |  |  |

Los datos en color negro corresponden al total de vehículos y los datos en color azul corresponden a vehículos pesados (en %)



**Castilla-La Mancha**

Consejería de Fomento

**Estación:** GU-32b  
**Carretera:** CM-2106 p.k. 102,00 **Provincia:** GUADALAJARA  
**Ubicación:** Peralejos de las Truchas - Terzaga  
**Año:** 2024  
**Tipo:** COBERTURA

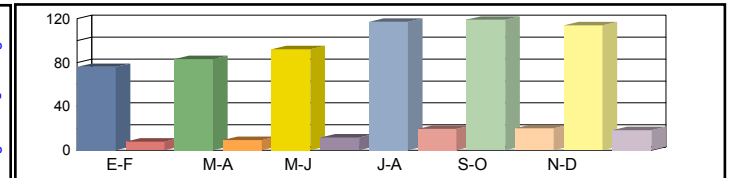
**Dirección General de Carreteras**

| Ene-Feb | Mar-Abr | May-Jun | Jul-Ago | Sep-Oct | Nov-Dic | IMD |
|---------|---------|---------|---------|---------|---------|-----|
|---------|---------|---------|---------|---------|---------|-----|

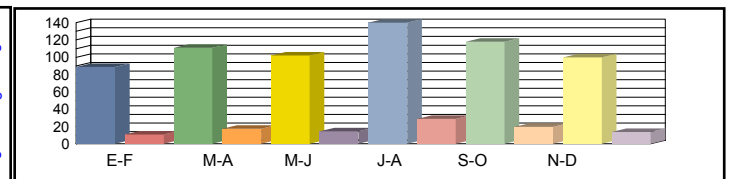
|          |         |           |           |           |           |           |           |           |
|----------|---------|-----------|-----------|-----------|-----------|-----------|-----------|-----------|
| Media    | 00h-24h | 86 10,43% | 83 10,14% | 92 11,25% | 78 9,55%  | 85 10,31% | 94 11,45% | 86 10,52% |
| Domingos | 06h-22h | 65 10,82% | 64 10,66% | 76 12,50% | 64 10,63% | 68 11,22% | 78 12,86% | 69 11,45% |
|          | 08h-14h | 34 13,34% | 30 11,71% | 35 13,59% | 31 12,05% | 39 15,35% | 45 17,65% | 36 13,95% |



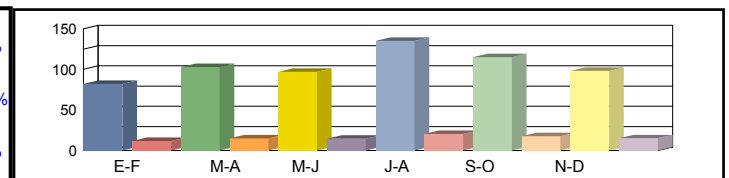
|         |         |           |           |           |            |            |            |            |
|---------|---------|-----------|-----------|-----------|------------|------------|------------|------------|
| Media   | 00h-24h | 76 9,29%  | 83 10,12% | 92 11,23% | 117 14,28% | 119 14,43% | 114 13,88% | 100 12,20% |
| Sábados | 06h-22h | 58 9,53%  | 71 11,81% | 73 12,15% | 101 16,66% | 97 16,07%  | 98 16,19%  | 83 13,73%  |
|         | 08h-14h | 36 14,13% | 38 14,93% | 39 15,44% | 61 23,86%  | 55 21,48%  | 60 23,51%  | 48 18,89%  |



|           |         |           |            |            |            |            |            |            |
|-----------|---------|-----------|------------|------------|------------|------------|------------|------------|
| Media     | 00h-24h | 89 10,86% | 111 13,51% | 102 12,43% | 140 17,00% | 118 14,35% | 100 12,11% | 110 13,38% |
| Laborales | 06h-22h | 72 11,88% | 92 15,22%  | 85 14,00%  | 117 19,29% | 100 16,50% | 82 13,50%  | 91 15,07%  |
|           | 08h-14h | 42 16,35% | 53 20,75%  | 49 19,01%  | 67 26,43%  | 55 21,60%  | 46 17,86%  | 52 20,33%  |



|        |         |           |            |           |            |            |           |            |
|--------|---------|-----------|------------|-----------|------------|------------|-----------|------------|
| Media  | 00h-24h | 82 12,47% | 103 12,55% | 97 12,87% | 135 13,06% | 115 13,19% | 98 13,27% | 105 12,90% |
| Diaria | 06h-22h | 65 13,78% | 85 14,08%  | 80 14,39% | 114 14,77% | 97 14,77%  | 81 15,02% | 87 14,47%  |
|        | 08h-14h | 38 18,75% | 48 18,63%  | 45 18,97% | 64 19,95%  | 53 20,09%  | 46 20,70% | 49 19,52%  |



|              |   |  |  |  |  |  |  |  |
|--------------|---|--|--|--|--|--|--|--|
| Coeficientes | N |  |  |  |  |  |  |  |
|              | L |  |  |  |  |  |  |  |
| Coeficiente  | S |  |  |  |  |  |  |  |

Los datos en color negro corresponden al total de vehículos y los datos en color azul corresponden a vehículos pesados (en %)



**Castilla-La Mancha**

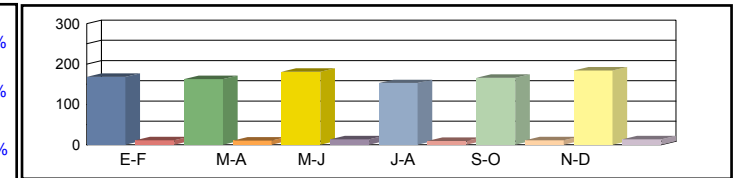
Consejería de Fomento

**Estación:** GU-32c  
**Carretera:** CM-2111 p.k. 9,50 **Provincia:** GUADALAJARA  
**Ubicación:** Terzaga - Checa  
**Año:** 2024  
**Tipo:** COBERTURA

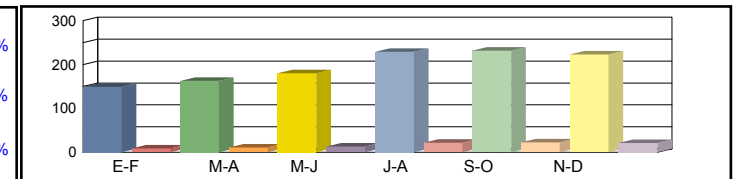
**Dirección General de Carreteras**

| Ene-Feb | Mar-Abr | May-Jun | Jul-Ago | Sep-Oct | Nov-Dic | IMD |
|---------|---------|---------|---------|---------|---------|-----|
|---------|---------|---------|---------|---------|---------|-----|

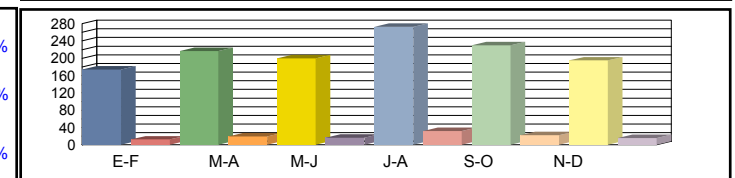
|                |         |                  |                  |                  |                  |                  |                  |                  |
|----------------|---------|------------------|------------------|------------------|------------------|------------------|------------------|------------------|
| Media Domingos | 00h-24h | 168 <b>6,40%</b> | 163 <b>6,22%</b> | 181 <b>6,91%</b> | 153 <b>5,86%</b> | 166 <b>6,33%</b> | 184 <b>7,03%</b> | 169 <b>6,46%</b> |
|                | 06h-22h | 134 <b>4,89%</b> | 132 <b>4,82%</b> | 155 <b>5,65%</b> | 132 <b>4,80%</b> | 139 <b>5,07%</b> | 160 <b>5,81%</b> | 142 <b>5,17%</b> |
|                | 08h-14h | 57 <b>3,61%</b>  | 50 <b>3,17%</b>  | 58 <b>3,68%</b>  | 52 <b>3,26%</b>  | 66 <b>4,16%</b>  | 76 <b>4,78%</b>  | 60 <b>3,78%</b>  |



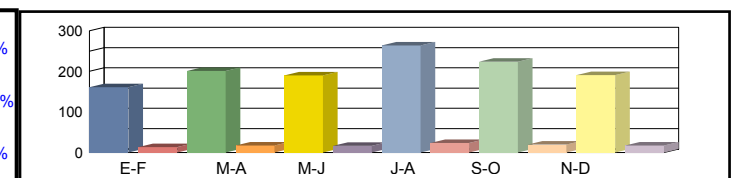
|               |         |                  |                  |                  |                  |                  |                  |                  |
|---------------|---------|------------------|------------------|------------------|------------------|------------------|------------------|------------------|
| Media Sábados | 00h-24h | 149 <b>5,70%</b> | 163 <b>6,21%</b> | 180 <b>6,90%</b> | 229 <b>8,77%</b> | 232 <b>8,86%</b> | 223 <b>8,52%</b> | 196 <b>7,49%</b> |
|               | 06h-22h | 118 <b>4,31%</b> | 147 <b>5,34%</b> | 151 <b>5,49%</b> | 207 <b>7,53%</b> | 200 <b>7,26%</b> | 201 <b>7,32%</b> | 171 <b>6,21%</b> |
|               | 08h-14h | 61 <b>3,82%</b>  | 64 <b>4,04%</b>  | 66 <b>4,18%</b>  | 102 <b>6,46%</b> | 92 <b>5,82%</b>  | 101 <b>6,36%</b> | 81 <b>5,11%</b>  |



|                 |         |                  |                  |                  |                   |                  |                  |                  |
|-----------------|---------|------------------|------------------|------------------|-------------------|------------------|------------------|------------------|
| Media Laborales | 00h-24h | 174 <b>6,66%</b> | 217 <b>8,29%</b> | 200 <b>7,63%</b> | 273 <b>10,44%</b> | 230 <b>8,81%</b> | 195 <b>7,44%</b> | 215 <b>8,21%</b> |
|                 | 06h-22h | 148 <b>5,37%</b> | 189 <b>6,88%</b> | 174 <b>6,33%</b> | 240 <b>8,72%</b>  | 205 <b>7,46%</b> | 168 <b>6,10%</b> | 187 <b>6,81%</b> |
|                 | 08h-14h | 70 <b>4,43%</b>  | 89 <b>5,62%</b>  | 81 <b>5,14%</b>  | 113 <b>7,15%</b>  | 93 <b>5,85%</b>  | 77 <b>4,83%</b>  | 87 <b>5,50%</b>  |



|              |         |                  |                  |                  |                  |                  |                  |                  |
|--------------|---------|------------------|------------------|------------------|------------------|------------------|------------------|------------------|
| Media Diaria | 00h-24h | 161 <b>7,65%</b> | 201 <b>7,70%</b> | 190 <b>7,90%</b> | 264 <b>8,01%</b> | 224 <b>8,09%</b> | 191 <b>8,15%</b> | 205 <b>7,92%</b> |
|              | 06h-22h | 134 <b>6,23%</b> | 175 <b>6,36%</b> | 165 <b>6,50%</b> | 233 <b>6,67%</b> | 199 <b>6,68%</b> | 166 <b>6,79%</b> | 179 <b>6,54%</b> |
|              | 08h-14h | 63 <b>5,08%</b>  | 80 <b>5,04%</b>  | 74 <b>5,14%</b>  | 109 <b>5,40%</b> | 90 <b>5,44%</b>  | 77 <b>5,60%</b>  | 82 <b>5,28%</b>  |



|              |   |  |  |  |  |  |  |  |
|--------------|---|--|--|--|--|--|--|--|
| Coeficientes | N |  |  |  |  |  |  |  |
|              | L |  |  |  |  |  |  |  |
| Coeficiente  | S |  |  |  |  |  |  |  |

Los datos en color negro corresponden al total de vehículos y los datos en color azul corresponden a vehículos pesados (en %)



Castilla-La Mancha

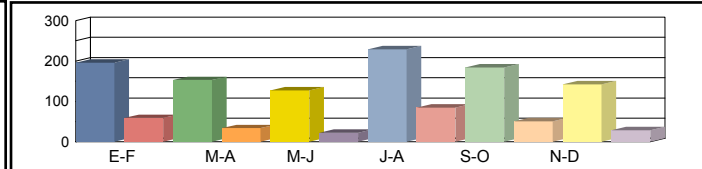
Consejería de Fomento

Estación: GU-34a  
 Carretera: CM-2015 p.k. 51,00 Provincia: GUADALAJARA  
 Ubicación: Int. CM-2101 - Zaorejas  
 Año: 2024  
 Tipo: COBERTURA

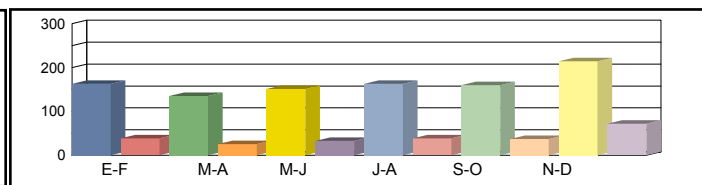
Dirección General de Carreteras

|  | Ene-Feb | Mar-Abr | May-Jun | Jul-Ago | Sep-Oct | Nov-Dic | IMD |
|--|---------|---------|---------|---------|---------|---------|-----|
|--|---------|---------|---------|---------|---------|---------|-----|

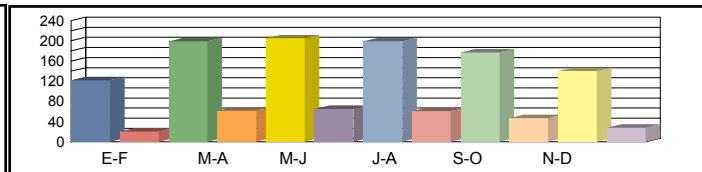
|                |         |            |            |            |            |            |            |            |
|----------------|---------|------------|------------|------------|------------|------------|------------|------------|
| Media Domingos | 00h-24h | 196 23,16% | 153 18,12% | 127 15,04% | 229 27,04% | 184 21,70% | 142 16,74% | 172 20,30% |
|                | 06h-22h | 139 23,35% | 103 17,24% | 84 14,15%  | 159 26,68% | 127 21,30% | 95 16,02%  | 118 19,79% |
|                | 08h-14h | 29 11,26%  | 36 13,82%  | 30 11,60%  | 35 13,39%  | 73 27,94%  | 31 11,79%  | 39 14,97%  |



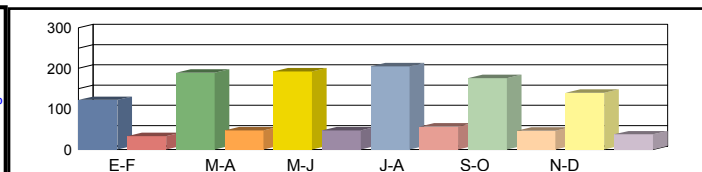
|               |         |            |            |            |            |            |            |            |
|---------------|---------|------------|------------|------------|------------|------------|------------|------------|
| Media Sábados | 00h-24h | 163 19,24% | 135 15,99% | 151 17,78% | 163 19,22% | 160 18,88% | 214 25,24% | 164 19,39% |
|               | 06h-22h | 112 18,75% | 90 15,05%  | 100 16,76% | 103 17,22% | 113 19,02% | 146 24,57% | 111 18,56% |
|               | 08h-14h | 44 16,71%  | 23 8,99%   | 32 12,08%  | 56 21,61%  | 47 18,17%  | 86 33,00%  | 48 18,43%  |



|                 |         |            |            |            |            |            |            |            |
|-----------------|---------|------------|------------|------------|------------|------------|------------|------------|
| Media Laborales | 00h-24h | 122 14,39% | 199 23,55% | 205 24,16% | 199 23,48% | 177 20,90% | 140 16,56% | 174 20,51% |
|                 | 06h-22h | 75 12,56%  | 144 24,27% | 146 24,57% | 128 21,49% | 122 20,49% | 97 16,33%  | 119 19,95% |
|                 | 08h-14h | 31 11,96%  | 69 26,25%  | 73 28,04%  | 60 22,86%  | 56 21,43%  | 46 17,50%  | 56 21,34%  |



|              |         |            |            |            |            |            |            |            |
|--------------|---------|------------|------------|------------|------------|------------|------------|------------|
| Media Diaria | 00h-24h | 122 20,99% | 189 19,80% | 192 19,62% | 205 21,54% | 176 20,73% | 140 20,93% | 171 20,60% |
|              | 06h-22h | 76 20,65%  | 135 19,25% | 136 19,05% | 131 20,91% | 121 20,40% | 97 20,44%  | 116 20,12% |
|              | 08h-14h | 28 19,30%  | 60 18,56%  | 64 18,69%  | 57 20,31%  | 57 21,89%  | 47 21,70%  | 52 20,08%  |



|              |   |  |  |  |  |  |  |
|--------------|---|--|--|--|--|--|--|
| Coeficientes | N |  |  |  |  |  |  |
|              | L |  |  |  |  |  |  |
| Coeficiente  | S |  |  |  |  |  |  |

Los datos en color negro corresponden al total de vehículos y los datos en color azul corresponden a vehículos pesados (en %)



**Castilla-La Mancha**

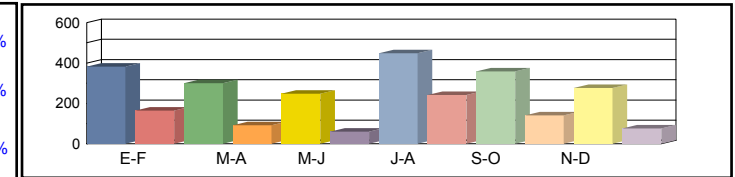
Consejería de Fomento

**Estación:** GU-34b  
**Carretera:** CM-2015 p.k. 37,50 **Provincia:** GUADALAJARA  
**Ubicación:** Int. CM-2108 - Int. CM-2101  
**Año:** 2024  
**Tipo:** COBERTURA

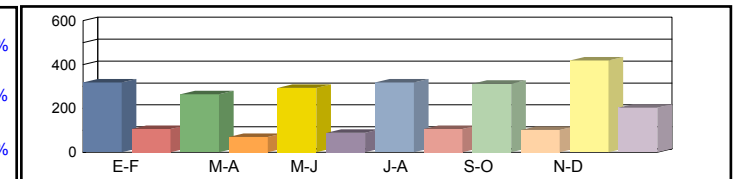
**Dirección General de Carreteras**

| Ene-Feb | Mar-Abr | May-Jun | Jul-Ago | Sep-Oct | Nov-Dic | IMD |
|---------|---------|---------|---------|---------|---------|-----|
|---------|---------|---------|---------|---------|---------|-----|

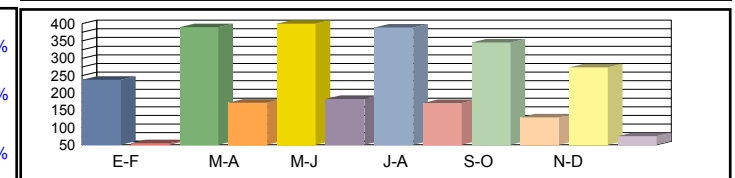
|                |         |            |            |            |            |            |            |            |
|----------------|---------|------------|------------|------------|------------|------------|------------|------------|
| Media Domingos | 00h-24h | 383 30,10% | 300 23,55% | 249 19,55% | 448 35,14% | 359 28,20% | 277 21,76% | 336 26,38% |
|                | 06h-22h | 305 27,21% | 225 20,09% | 185 16,49% | 349 31,09% | 279 24,82% | 210 18,67% | 259 23,06% |
|                | 08h-14h | 60 14,75%  | 74 18,11%  | 62 15,20%  | 71 17,54%  | 149 36,60% | 63 15,44%  | 80 19,61%  |



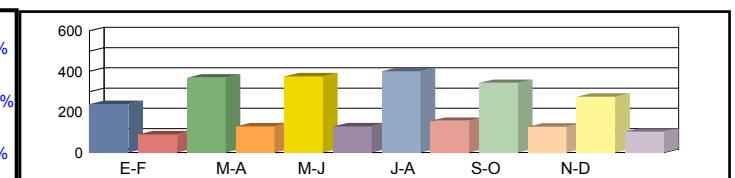
|               |         |            |            |            |            |            |            |            |
|---------------|---------|------------|------------|------------|------------|------------|------------|------------|
| Media Sábados | 00h-24h | 318 25,00% | 265 20,78% | 294 23,11% | 318 24,99% | 313 24,54% | 418 32,80% | 321 25,20% |
|               | 06h-22h | 245 21,85% | 197 17,54% | 219 19,53% | 225 20,07% | 249 22,16% | 321 28,63% | 243 21,63% |
|               | 08h-14h | 89 21,89%  | 48 11,77%  | 64 15,83%  | 115 28,30% | 97 23,80%  | 176 43,23% | 98 24,14%  |



|                 |         |            |            |            |            |            |            |            |
|-----------------|---------|------------|------------|------------|------------|------------|------------|------------|
| Media Laborales | 00h-24h | 238 18,70% | 390 30,61% | 400 31,40% | 389 30,52% | 346 27,17% | 274 21,52% | 340 26,65% |
|                 | 06h-22h | 164 14,63% | 317 28,28% | 321 28,64% | 281 25,05% | 268 23,88% | 214 19,03% | 261 23,25% |
|                 | 08h-14h | 64 15,67%  | 140 34,39% | 149 36,73% | 122 29,94% | 114 28,07% | 93 22,92%  | 114 27,95% |



|              |         |            |            |            |            |            |            |            |
|--------------|---------|------------|------------|------------|------------|------------|------------|------------|
| Media Diaria | 00h-24h | 239 27,28% | 369 25,74% | 375 25,50% | 401 28,00% | 343 26,94% | 274 27,20% | 334 26,77% |
|              | 06h-22h | 165 24,07% | 298 22,43% | 298 22,20% | 287 24,37% | 267 23,77% | 213 23,82% | 255 23,44% |
|              | 08h-14h | 58 25,28%  | 121 24,32% | 130 24,48% | 116 26,60% | 116 28,68% | 94 28,43%  | 106 26,30% |



|              |   |  |  |  |  |  |  |  |
|--------------|---|--|--|--|--|--|--|--|
| Coeficientes | N |  |  |  |  |  |  |  |
|              | L |  |  |  |  |  |  |  |
| Coeficiente  | S |  |  |  |  |  |  |  |

Los datos en color negro corresponden al total de vehículos y los datos en color azul corresponden a vehículos pesados (en %)



**Castilla-La Mancha**

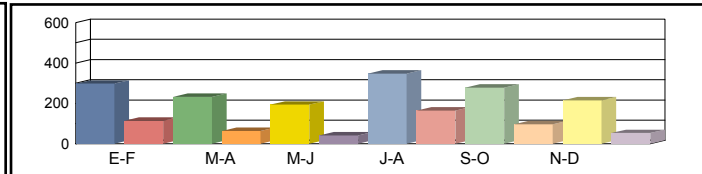
Consejería de Fomento

**Estación:** GU-34c  
**Carretera:** CM-210 p.k. 80,00 **Provincia:** GUADALAJARA  
**Ubicación:** Poveda de la Sierra - Int. CM-2111  
**Año:** 2024  
**Tipo:** COBERTURA

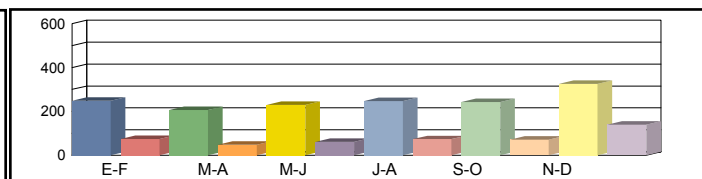
**Dirección General de Carreteras**

| Ene-Feb | Mar-Abr | May-Jun | Jul-Ago | Sep-Oct | Nov-Dic | IMD |
|---------|---------|---------|---------|---------|---------|-----|
|---------|---------|---------|---------|---------|---------|-----|

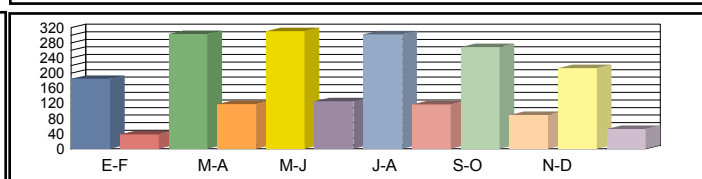
|                |         |                   |                   |                   |                   |                   |                   |                   |
|----------------|---------|-------------------|-------------------|-------------------|-------------------|-------------------|-------------------|-------------------|
| Media Domingos | 00h-24h | 298 <b>27,60%</b> | 233 <b>21,59%</b> | 194 <b>17,92%</b> | 348 <b>32,22%</b> | 279 <b>25,86%</b> | 215 <b>19,95%</b> | 261 <b>24,19%</b> |
|                | 06h-22h | 224 <b>29,50%</b> | 166 <b>21,78%</b> | 136 <b>17,88%</b> | 257 <b>33,71%</b> | 205 <b>26,90%</b> | 154 <b>20,24%</b> | 190 <b>25,00%</b> |
|                | 08h-14h | 50 <b>13,68%</b>  | 62 <b>16,80%</b>  | 52 <b>14,10%</b>  | 60 <b>16,28%</b>  | 125 <b>33,96%</b> | 53 <b>14,32%</b>  | 67 <b>18,19%</b>  |



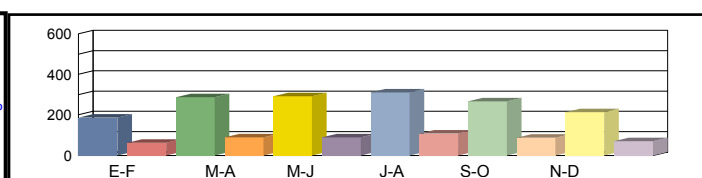
|               |         |                   |                   |                   |                   |                   |                   |                   |
|---------------|---------|-------------------|-------------------|-------------------|-------------------|-------------------|-------------------|-------------------|
| Media Sábados | 00h-24h | 248 <b>22,92%</b> | 206 <b>19,05%</b> | 229 <b>21,19%</b> | 247 <b>22,91%</b> | 243 <b>22,50%</b> | 325 <b>30,07%</b> | 250 <b>23,10%</b> |
|               | 06h-22h | 180 <b>23,69%</b> | 145 <b>19,01%</b> | 161 <b>21,17%</b> | 166 <b>21,75%</b> | 183 <b>24,03%</b> | 236 <b>31,04%</b> | 178 <b>23,45%</b> |
|               | 08h-14h | 75 <b>20,30%</b>  | 40 <b>10,92%</b>  | 54 <b>14,69%</b>  | 97 <b>26,26%</b>  | 81 <b>22,08%</b>  | 148 <b>40,10%</b> | 82 <b>22,39%</b>  |



|                 |         |                   |                   |                   |                   |                   |                   |                   |
|-----------------|---------|-------------------|-------------------|-------------------|-------------------|-------------------|-------------------|-------------------|
| Media Laborales | 00h-24h | 185 <b>17,14%</b> | 303 <b>28,06%</b> | 311 <b>28,79%</b> | 302 <b>27,98%</b> | 269 <b>24,91%</b> | 213 <b>19,73%</b> | 264 <b>24,44%</b> |
|                 | 06h-22h | 121 <b>15,86%</b> | 233 <b>30,66%</b> | 236 <b>31,05%</b> | 207 <b>27,15%</b> | 197 <b>25,89%</b> | 157 <b>20,63%</b> | 192 <b>25,21%</b> |
|                 | 08h-14h | 54 <b>14,54%</b>  | 118 <b>31,90%</b> | 126 <b>34,07%</b> | 102 <b>27,78%</b> | 96 <b>26,04%</b>  | 78 <b>21,27%</b>  | 96 <b>25,93%</b>  |



|              |         |                   |                   |                   |                   |                   |                   |                   |
|--------------|---------|-------------------|-------------------|-------------------|-------------------|-------------------|-------------------|-------------------|
| Media Diaria | 00h-24h | 186 <b>25,01%</b> | 287 <b>23,60%</b> | 292 <b>23,38%</b> | 311 <b>25,67%</b> | 267 <b>24,70%</b> | 213 <b>24,94%</b> | <b>259 24,55%</b> |
|              | 06h-22h | 122 <b>26,09%</b> | 219 <b>24,32%</b> | 219 <b>24,07%</b> | 211 <b>26,41%</b> | 196 <b>25,77%</b> | 157 <b>25,82%</b> | <b>187 25,41%</b> |
|              | 08h-14h | 49 <b>23,46%</b>  | 102 <b>22,56%</b> | 110 <b>22,71%</b> | 97 <b>24,68%</b>  | 98 <b>26,61%</b>  | 79 <b>26,38%</b>  | <b>89 24,40%</b>  |



|              |   |  |  |  |  |  |  |  |
|--------------|---|--|--|--|--|--|--|--|
| Coeficientes | N |  |  |  |  |  |  |  |
|              | L |  |  |  |  |  |  |  |
| Coeficiente  | S |  |  |  |  |  |  |  |

Los datos en color negro corresponden al total de vehículos y los datos en color azul corresponden a vehículos pesados (en %)



Castilla-La Mancha

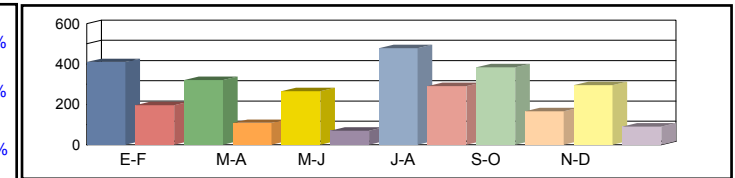
Consejería de Fomento

**Estación:** GU-34d  
**Carretera:** CM-210 p.k. 65,00 **Provincia:** GUADALAJARA  
**Ubicación:** Int. CM-2101 - Poveda de la Sierra  
**Año:** 2024  
**Tipo:** COBERTURA

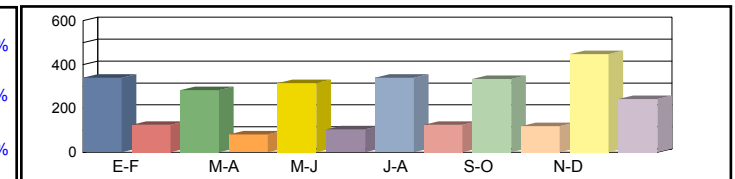
Dirección General de Carreteras

|  | Ene-Feb | Mar-Abr | May-Jun | Jul-Ago | Sep-Oct | Nov-Dic | IMD |
|--|---------|---------|---------|---------|---------|---------|-----|
|--|---------|---------|---------|---------|---------|---------|-----|

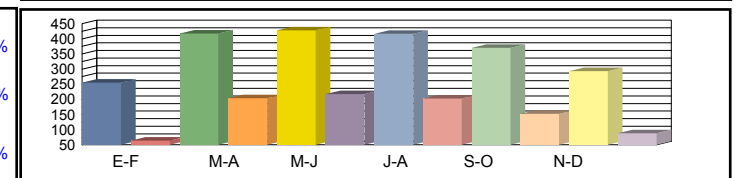
|                |         |                   |                   |                   |                   |                   |                   |                   |
|----------------|---------|-------------------|-------------------|-------------------|-------------------|-------------------|-------------------|-------------------|
| Media Domingos | 00h-24h | 410 <b>32,34%</b> | 321 <b>25,30%</b> | 266 <b>21,00%</b> | 479 <b>37,76%</b> | 384 <b>30,30%</b> | 296 <b>23,38%</b> | 359 <b>28,35%</b> |
|                | 06h-22h | 332 <b>36,41%</b> | 245 <b>26,89%</b> | 201 <b>22,07%</b> | 379 <b>41,61%</b> | 302 <b>33,21%</b> | 228 <b>24,99%</b> | 281 <b>30,87%</b> |
|                | 08h-14h | 54 <b>17,51%</b>  | 66 <b>21,51%</b>  | 55 <b>18,05%</b>  | 64 <b>20,83%</b>  | 133 <b>43,47%</b> | 56 <b>18,33%</b>  | 71 <b>23,28%</b>  |



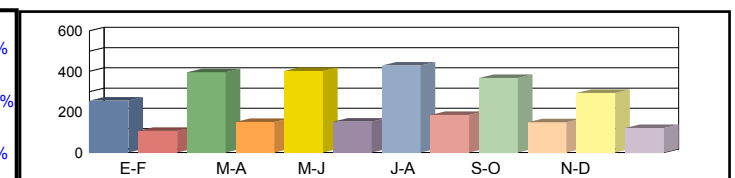
|               |         |                   |                   |                   |                   |                   |                   |                   |
|---------------|---------|-------------------|-------------------|-------------------|-------------------|-------------------|-------------------|-------------------|
| Media Sábados | 00h-24h | 340 <b>26,86%</b> | 283 <b>22,32%</b> | 315 <b>24,83%</b> | 340 <b>26,84%</b> | 334 <b>26,36%</b> | 447 <b>35,24%</b> | 343 <b>27,08%</b> |
|               | 06h-22h | 266 <b>29,25%</b> | 214 <b>23,47%</b> | 238 <b>26,14%</b> | 245 <b>26,85%</b> | 270 <b>29,66%</b> | 349 <b>38,32%</b> | 264 <b>28,95%</b> |
|               | 08h-14h | 80 <b>25,99%</b>  | 43 <b>13,98%</b>  | 58 <b>18,80%</b>  | 103 <b>33,61%</b> | 86 <b>28,27%</b>  | 157 <b>51,33%</b> | 88 <b>28,66%</b>  |



|                 |         |                   |                   |                   |                   |                   |                   |                   |
|-----------------|---------|-------------------|-------------------|-------------------|-------------------|-------------------|-------------------|-------------------|
| Media Laborales | 00h-24h | 255 <b>20,09%</b> | 417 <b>32,89%</b> | 428 <b>33,74%</b> | 416 <b>32,79%</b> | 370 <b>29,19%</b> | 293 <b>23,12%</b> | 363 <b>28,64%</b> |
|                 | 06h-22h | 178 <b>19,58%</b> | 345 <b>37,85%</b> | 349 <b>38,33%</b> | 305 <b>33,52%</b> | 291 <b>31,96%</b> | 232 <b>25,47%</b> | 283 <b>31,12%</b> |
|                 | 08h-14h | 57 <b>18,61%</b>  | 125 <b>40,83%</b> | 133 <b>43,61%</b> | 109 <b>35,56%</b> | 102 <b>33,33%</b> | 83 <b>27,22%</b>  | 102 <b>33,19%</b> |



|              |         |                   |                   |                   |                   |                   |                   |                          |
|--------------|---------|-------------------|-------------------|-------------------|-------------------|-------------------|-------------------|--------------------------|
| Media Diaria | 00h-24h | 256 <b>29,31%</b> | 395 <b>27,65%</b> | 402 <b>27,40%</b> | 429 <b>30,08%</b> | 367 <b>28,94%</b> | 293 <b>29,22%</b> | <b>357</b> <b>28,77%</b> |
|              | 06h-22h | 179 <b>32,21%</b> | 324 <b>30,02%</b> | 324 <b>29,72%</b> | 311 <b>32,61%</b> | 290 <b>31,81%</b> | 231 <b>31,87%</b> | <b>276</b> <b>31,37%</b> |
|              | 08h-14h | 51 <b>30,02%</b>  | 108 <b>28,88%</b> | 116 <b>29,07%</b> | 103 <b>31,59%</b> | 104 <b>34,06%</b> | 84 <b>33,76%</b>  | <b>94</b> <b>31,23%</b>  |



|              |   |  |  |  |  |  |  |  |
|--------------|---|--|--|--|--|--|--|--|
| Coeficientes | N |  |  |  |  |  |  |  |
|              | L |  |  |  |  |  |  |  |
| Coeficiente  | S |  |  |  |  |  |  |  |

Los datos en color negro corresponden al total de vehículos y los datos en color azul corresponden a vehículos pesados (en %)





**Castilla-La Mancha**

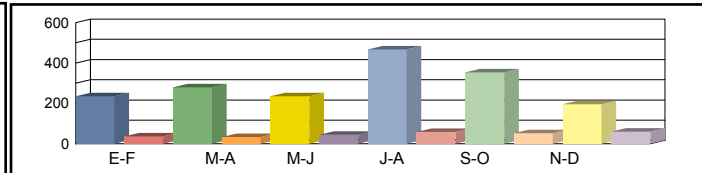
Consejería de Fomento

**Estación:** GU-34e  
**Carretera:** CM-2101 p.k. 1,50 **Provincia:** GUADALAJARA  
**Ubicación:** Int. CM- 2015 - Int. CM-210  
**Año:** 2024  
**Tipo:** PRIMARIA

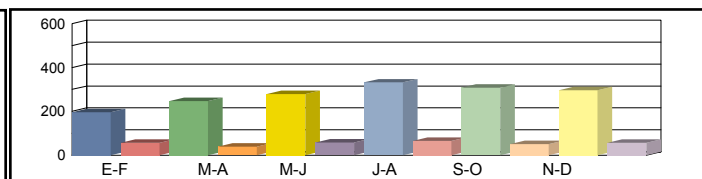
**Dirección General de Carreteras**

|  | Ene-Feb | Mar-Abr | May-Jun | Jul-Ago | Sep-Oct | Nov-Dic | IMD |
|--|---------|---------|---------|---------|---------|---------|-----|
|--|---------|---------|---------|---------|---------|---------|-----|

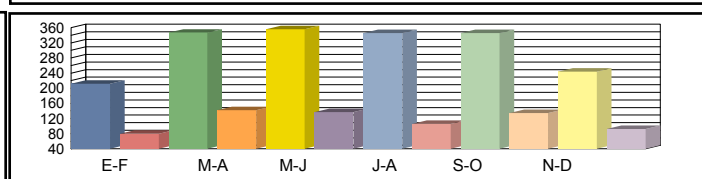
|                |         |            |            |            |            |            |            |            |
|----------------|---------|------------|------------|------------|------------|------------|------------|------------|
| Media Domingos | 00h-24h | 236 13,56% | 280 10,71% | 236 16,10% | 467 11,35% | 354 12,99% | 197 23,35% | 295 14,68% |
|                | 06h-22h | 188 11,17% | 244 7,38%  | 201 12,94% | 375 11,73% | 318 10,06% | 165 19,39% | 248 12,11% |
|                | 08h-14h | 31 25,81%  | 80 5,00%   | 72 19,44%  | 75 20,00%  | 163 11,66% | 55 18,18%  | 79 16,68%  |



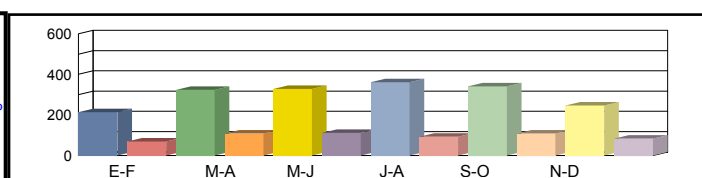
|               |         |            |            |            |            |            |            |            |
|---------------|---------|------------|------------|------------|------------|------------|------------|------------|
| Media Sábados | 00h-24h | 196 22,45% | 247 13,77% | 279 17,20% | 332 16,57% | 308 14,29% | 297 16,16% | 276 16,74% |
|               | 06h-22h | 151 19,21% | 213 9,39%  | 238 12,18% | 242 16,12% | 284 12,68% | 253 11,46% | 230 13,51% |
|               | 08h-14h | 46 10,87%  | 52 23,08%  | 75 18,67%  | 121 12,40% | 106 21,70% | 154 7,79%  | 92 15,75%  |



|                 |         |            |            |            |            |            |            |            |
|-----------------|---------|------------|------------|------------|------------|------------|------------|------------|
| Media Laborales | 00h-24h | 212 27,36% | 347 29,11% | 356 27,81% | 346 23,41% | 346 28,03% | 244 27,46% | 308 27,20% |
|                 | 06h-22h | 163 26,38% | 315 28,25% | 319 26,02% | 279 22,94% | 307 27,69% | 212 27,36% | 266 26,44% |
|                 | 08h-14h | 67 29,85%  | 147 27,21% | 157 25,48% | 128 26,56% | 121 28,93% | 98 24,49%  | 120 27,09% |



|              |         |            |            |            |            |            |            |            |
|--------------|---------|------------|------------|------------|------------|------------|------------|------------|
| Media Diaria | 00h-24h | 213 24,41% | 323 25,08% | 328 25,30% | 361 20,22% | 341 24,05% | 246 25,20% | 302 24,04% |
|              | 06h-22h | 165 23,03% | 290 23,79% | 291 23,02% | 288 20,14% | 306 23,20% | 211 23,70% | 258 22,81% |
|              | 08h-14h | 59 27,12%  | 124 25,00% | 133 24,06% | 120 24,17% | 125 24,80% | 100 20,00% | 110 24,19% |



|              |   |         |         |         |         |         |         |         |
|--------------|---|---------|---------|---------|---------|---------|---------|---------|
| Coeficientes | N | 1,30061 | 1,10159 | 1,11599 | 1,24014 | 1,12704 | 1,15094 |         |
|              | L | 1,45283 | 0,88761 | 0,86517 | 0,89017 | 0,89017 | 1,26230 |         |
| Coeficiente  | S |         |         |         |         |         |         | 0,97913 |

Los datos en color negro corresponden al total de vehículos y los datos en color azul corresponden a vehículos pesados (en %)



**Castilla-La Mancha**

Consejería de Fomento

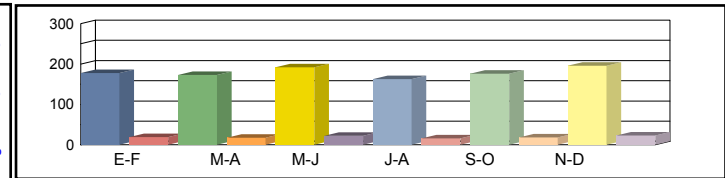
**Estación:** GU-35a  
**Carretera:** CM-2111 p.k. 32,00 **Provincia:** GUADALAJARA  
**Ubicación:** Checa - Límite Provincia con Teruel  
**Año:** 2024  
**Tipo:** COBERTURA

**Dirección General de Carreteras**

| Ene-Feb | Mar-Abr | May-Jun | Jul-Ago | Sep-Oct | Nov-Dic | IMD |
|---------|---------|---------|---------|---------|---------|-----|
|---------|---------|---------|---------|---------|---------|-----|

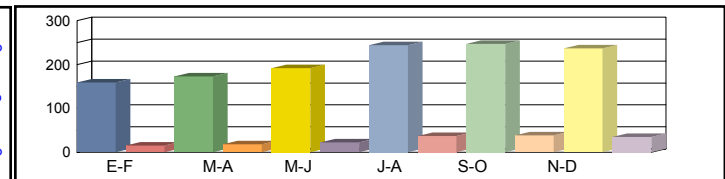
Media 00h-24h  
 Domingos 06h-22h  
 08h-14h

|     |       |     |       |     |        |     |       |     |       |     |        |     |       |
|-----|-------|-----|-------|-----|--------|-----|-------|-----|-------|-----|--------|-----|-------|
| 178 | 9,69% | 173 | 9,42% | 192 | 10,46% | 163 | 8,87% | 176 | 9,58% | 196 | 10,64% | 180 | 9,77% |
| 129 | 8,20% | 127 | 8,08% | 150 | 9,48%  | 127 | 8,06% | 134 | 8,51% | 154 | 9,75%  | 137 | 8,68% |
| 66  | 5,67% | 58  | 4,98% | 67  | 5,78%  | 59  | 5,12% | 75  | 6,53% | 87  | 7,50%  | 69  | 5,93% |



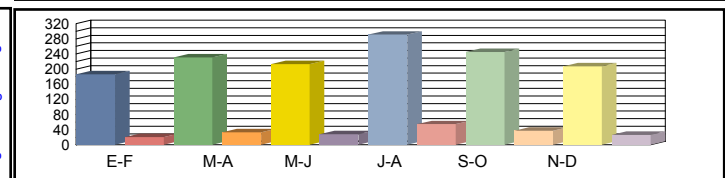
Media 00h-24h  
 Sábados 06h-22h  
 08h-14h

|     |       |     |       |     |        |     |        |     |        |     |        |     |        |
|-----|-------|-----|-------|-----|--------|-----|--------|-----|--------|-----|--------|-----|--------|
| 159 | 8,63% | 173 | 9,40% | 192 | 10,44% | 244 | 13,27% | 247 | 13,40% | 237 | 12,89% | 209 | 11,34% |
| 114 | 7,22% | 141 | 8,95% | 145 | 9,21%  | 199 | 12,63% | 192 | 12,19% | 194 | 12,27% | 164 | 10,41% |
| 69  | 6,01% | 73  | 6,35% | 76  | 6,56%  | 117 | 10,14% | 106 | 9,13%  | 116 | 9,99%  | 93  | 8,03%  |



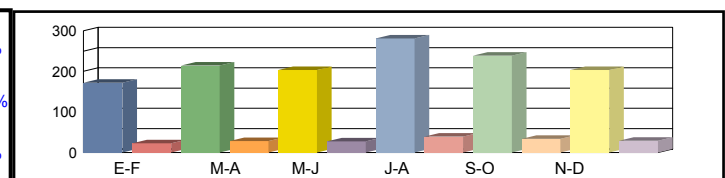
Media 00h-24h  
 Laborales 06h-22h  
 08h-14h

|     |        |     |        |     |        |     |        |     |        |     |        |     |        |
|-----|--------|-----|--------|-----|--------|-----|--------|-----|--------|-----|--------|-----|--------|
| 186 | 10,09% | 231 | 12,55% | 213 | 11,55% | 291 | 15,80% | 245 | 13,33% | 207 | 11,25% | 229 | 12,43% |
| 142 | 9,01%  | 182 | 11,54% | 167 | 10,62% | 231 | 14,63% | 197 | 12,51% | 162 | 10,24% | 180 | 11,42% |
| 80  | 6,95%  | 102 | 8,82%  | 93  | 8,08%  | 130 | 11,23% | 106 | 9,18%  | 88  | 7,59%  | 100 | 8,64%  |



Media 00h-24h  
 Diaria 06h-22h  
 08h-14h

|     |        |     |        |     |        |     |        |     |        |     |        |     |        |
|-----|--------|-----|--------|-----|--------|-----|--------|-----|--------|-----|--------|-----|--------|
| 172 | 11,58% | 214 | 11,66% | 203 | 11,95% | 281 | 12,13% | 239 | 12,25% | 203 | 12,33% | 219 | 11,98% |
| 129 | 10,45% | 168 | 10,68% | 158 | 10,91% | 224 | 11,20% | 191 | 11,20% | 160 | 11,39% | 172 | 10,97% |
| 72  | 7,97%  | 92  | 7,92%  | 85  | 8,07%  | 125 | 8,48%  | 103 | 8,54%  | 88  | 8,80%  | 94  | 8,30%  |



Coeficientes N  
 L  
 Coeficiente S

|  |  |  |  |  |  |  |
|--|--|--|--|--|--|--|
|  |  |  |  |  |  |  |
|  |  |  |  |  |  |  |

Los datos en color negro corresponden al total de vehículos y los datos en color azul corresponden a vehículos pesados (en %)



**Castilla-La Mancha**

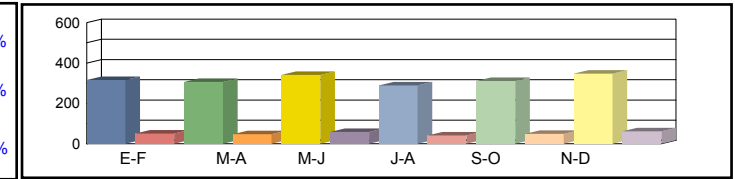
Consejería de Fomento

**Estación:** GU-35b  
**Carretera:** CM-2112 p.k. 27,00 **Provincia:** GUADALAJARA  
**Ubicación:** Setiles - Limite provincia con Teruel  
**Año:** 2024  
**Tipo:** COBERTURA

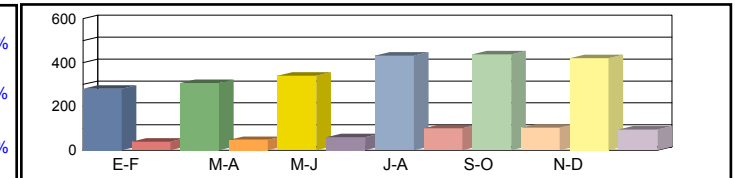
**Dirección General de Carreteras**

| Ene-Feb | Mar-Abr | May-Jun | Jul-Ago | Sep-Oct | Nov-Dic | IMD |
|---------|---------|---------|---------|---------|---------|-----|
|---------|---------|---------|---------|---------|---------|-----|

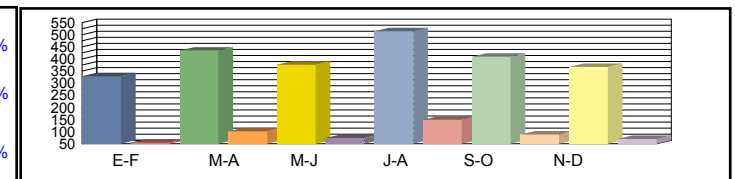
|                |         |                   |                   |                   |                   |                   |                   |                   |
|----------------|---------|-------------------|-------------------|-------------------|-------------------|-------------------|-------------------|-------------------|
| Media Domingos | 00h-24h | 316 <b>13,78%</b> | 307 <b>13,39%</b> | 341 <b>14,86%</b> | 289 <b>12,61%</b> | 312 <b>13,61%</b> | 347 <b>15,12%</b> | 319 <b>13,90%</b> |
|                | 06h-22h | 249 <b>11,74%</b> | 246 <b>11,57%</b> | 288 <b>13,58%</b> | 245 <b>11,54%</b> | 259 <b>12,18%</b> | 297 <b>13,96%</b> | 264 <b>12,43%</b> |
|                | 08h-14h | 118 <b>8,08%</b>  | 103 <b>7,09%</b>  | 120 <b>8,23%</b>  | 106 <b>7,30%</b>  | 135 <b>9,30%</b>  | 156 <b>10,69%</b> | 123 <b>8,45%</b>  |



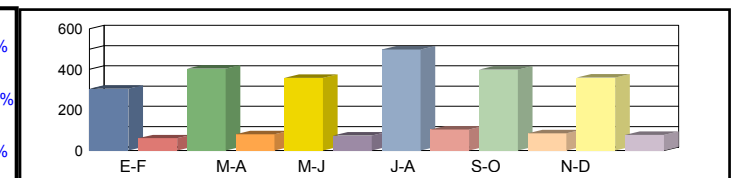
|               |         |                   |                   |                   |                   |                   |                   |                   |
|---------------|---------|-------------------|-------------------|-------------------|-------------------|-------------------|-------------------|-------------------|
| Media Sábados | 00h-24h | 281 <b>12,26%</b> | 306 <b>13,37%</b> | 340 <b>14,84%</b> | 432 <b>18,86%</b> | 437 <b>19,05%</b> | 420 <b>18,33%</b> | 369 <b>16,12%</b> |
|               | 06h-22h | 220 <b>10,34%</b> | 272 <b>12,82%</b> | 280 <b>13,19%</b> | 384 <b>18,09%</b> | 371 <b>17,45%</b> | 373 <b>17,58%</b> | 317 <b>14,91%</b> |
|               | 08h-14h | 125 <b>8,55%</b>  | 132 <b>9,04%</b>  | 136 <b>9,35%</b>  | 210 <b>14,45%</b> | 189 <b>13,01%</b> | 207 <b>14,24%</b> | 166 <b>11,44%</b> |



|                 |         |                   |                   |                   |                   |                   |                   |                   |
|-----------------|---------|-------------------|-------------------|-------------------|-------------------|-------------------|-------------------|-------------------|
| Media Laborales | 00h-24h | 329 <b>14,34%</b> | 435 <b>18,97%</b> | 376 <b>16,42%</b> | 515 <b>22,46%</b> | 409 <b>17,85%</b> | 367 <b>16,00%</b> | 405 <b>17,67%</b> |
|                 | 06h-22h | 274 <b>12,90%</b> | 372 <b>17,54%</b> | 323 <b>15,21%</b> | 445 <b>20,95%</b> | 351 <b>16,52%</b> | 312 <b>14,66%</b> | 346 <b>16,30%</b> |
|                 | 08h-14h | 144 <b>9,90%</b>  | 204 <b>13,99%</b> | 168 <b>11,51%</b> | 233 <b>16,00%</b> | 183 <b>12,57%</b> | 157 <b>10,81%</b> | 182 <b>12,46%</b> |



|              |         |                   |                   |                   |                   |                   |                   |                   |
|--------------|---------|-------------------|-------------------|-------------------|-------------------|-------------------|-------------------|-------------------|
| Media Diaria | 00h-24h | 304 <b>16,47%</b> | 404 <b>16,57%</b> | 358 <b>16,99%</b> | 498 <b>17,24%</b> | 399 <b>17,42%</b> | 360 <b>17,53%</b> | <b>387 17,04%</b> |
|              | 06h-22h | 248 <b>14,96%</b> | 344 <b>15,29%</b> | 305 <b>15,63%</b> | 432 <b>16,04%</b> | 341 <b>16,04%</b> | 308 <b>16,31%</b> | <b>330 15,71%</b> |
|              | 08h-14h | 130 <b>11,35%</b> | 183 <b>11,28%</b> | 154 <b>11,49%</b> | 224 <b>12,08%</b> | 177 <b>12,16%</b> | 157 <b>12,54%</b> | <b>171 11,82%</b> |



|              |   |  |  |  |  |  |  |  |
|--------------|---|--|--|--|--|--|--|--|
| Coeficientes | N |  |  |  |  |  |  |  |
|              | L |  |  |  |  |  |  |  |
| Coeficiente  | S |  |  |  |  |  |  |  |

Los datos en color negro corresponden al total de vehículos y los datos en color azul corresponden a vehículos pesados (en %)



Castilla-La Mancha

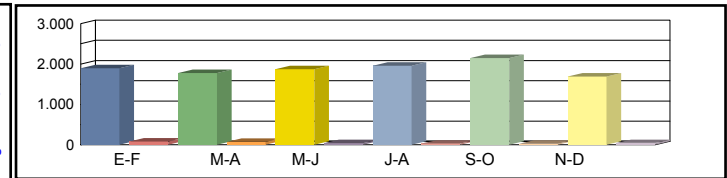
Consejería de Fomento

**Estación:** GU-3a  
**Carretera:** CM-2011 p.k. 4,25 **Provincia:** GUADALAJARA  
**Ubicación:** Torija - Brihuega  
**Año:** 2024  
**Tipo:** PRIMARIA

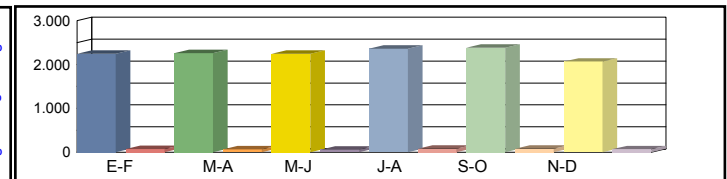
Dirección General de Carreteras

| Ene-Feb | Mar-Abr | May-Jun | Jul-Ago | Sep-Oct | Nov-Dic | IMD |
|---------|---------|---------|---------|---------|---------|-----|
|---------|---------|---------|---------|---------|---------|-----|

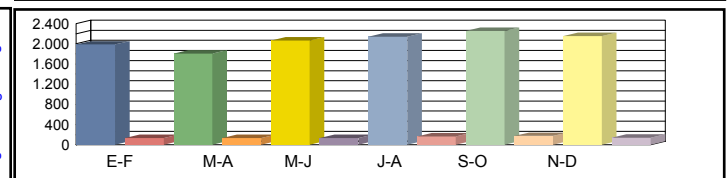
|                |         |                    |                    |                    |                    |                    |                    |                    |
|----------------|---------|--------------------|--------------------|--------------------|--------------------|--------------------|--------------------|--------------------|
| Media Domingos | 00h-24h | 1.893 <b>4,07%</b> | 1.781 <b>3,99%</b> | 1.871 <b>2,08%</b> | 1.959 <b>1,58%</b> | 2.151 <b>1,35%</b> | 1.688 <b>2,73%</b> | 1.890 <b>2,63%</b> |
|                | 06h-22h | 1.771 <b>3,50%</b> | 1.626 <b>3,87%</b> | 1.697 <b>2,00%</b> | 1.780 <b>1,12%</b> | 1.972 <b>0,96%</b> | 1.530 <b>2,55%</b> | 1.729 <b>2,34%</b> |
|                | 08h-14h | 601 <b>3,16%</b>   | 421 <b>5,46%</b>   | 525 <b>2,29%</b>   | 668 <b>1,50%</b>   | 568 <b>2,11%</b>   | 485 <b>2,68%</b>   | 545 <b>2,87%</b>   |



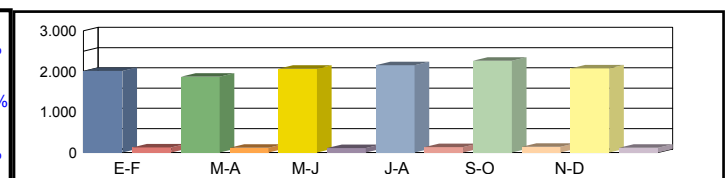
|               |         |                    |                    |                    |                    |                    |                    |                    |
|---------------|---------|--------------------|--------------------|--------------------|--------------------|--------------------|--------------------|--------------------|
| Media Sábados | 00h-24h | 2.247 <b>3,25%</b> | 2.262 <b>2,87%</b> | 2.244 <b>2,58%</b> | 2.359 <b>3,22%</b> | 2.383 <b>3,27%</b> | 2.067 <b>3,24%</b> | 2.260 <b>3,07%</b> |
|               | 06h-22h | 2.130 <b>2,82%</b> | 2.121 <b>2,69%</b> | 2.090 <b>2,20%</b> | 2.155 <b>2,74%</b> | 2.139 <b>3,04%</b> | 1.895 <b>3,38%</b> | 2.088 <b>2,81%</b> |
|               | 08h-14h | 736 <b>2,04%</b>   | 657 <b>4,57%</b>   | 889 <b>3,37%</b>   | 966 <b>3,62%</b>   | 961 <b>3,64%</b>   | 905 <b>4,31%</b>   | 852 <b>3,59%</b>   |



|                 |         |                    |                    |                    |                    |                    |                    |                    |
|-----------------|---------|--------------------|--------------------|--------------------|--------------------|--------------------|--------------------|--------------------|
| Media Laborales | 00h-24h | 1.987 <b>6,44%</b> | 1.807 <b>6,92%</b> | 2.067 <b>6,10%</b> | 2.144 <b>7,23%</b> | 2.255 <b>7,23%</b> | 2.154 <b>6,08%</b> | 2.069 <b>6,67%</b> |
|                 | 06h-22h | 1.866 <b>6,11%</b> | 1.684 <b>6,89%</b> | 1.955 <b>6,19%</b> | 1.987 <b>7,30%</b> | 2.112 <b>7,29%</b> | 2.019 <b>5,94%</b> | 1.937 <b>6,62%</b> |
|                 | 08h-14h | 751 <b>6,79%</b>   | 716 <b>8,10%</b>   | 860 <b>7,67%</b>   | 796 <b>9,92%</b>   | 928 <b>9,27%</b>   | 860 <b>8,37%</b>   | 818 <b>8,35%</b>   |



|              |         |                    |                    |                    |                    |                    |                    |                           |
|--------------|---------|--------------------|--------------------|--------------------|--------------------|--------------------|--------------------|---------------------------|
| Media Diaria | 00h-24h | 2.011 <b>5,62%</b> | 1.869 <b>5,83%</b> | 2.065 <b>5,04%</b> | 2.148 <b>5,87%</b> | 2.259 <b>5,84%</b> | 2.074 <b>5,26%</b> | <b>2.071</b> <b>5,58%</b> |
|              | 06h-22h | 1.890 <b>5,24%</b> | 1.738 <b>5,75%</b> | 1.938 <b>5,06%</b> | 1.981 <b>5,81%</b> | 2.096 <b>5,82%</b> | 1.932 <b>5,23%</b> | <b>1.929</b> <b>5,48%</b> |
|              | 08h-14h | 727 <b>5,64%</b>   | 665 <b>7,37%</b>   | 816 <b>6,50%</b>   | 802 <b>7,86%</b>   | 881 <b>7,72%</b>   | 813 <b>7,26%</b>   | <b>784</b> <b>7,06%</b>   |



|              |   |         |         |         |         |         |         |         |
|--------------|---|---------|---------|---------|---------|---------|---------|---------|
| Coeficientes | N | 1,06484 | 1,07304 | 1,05729 | 1,07901 | 1,06771 | 1,06686 |         |
|              | L | 1,04127 | 1,14499 | 1,00097 | 0,96502 | 0,91752 | 0,96054 |         |
| Coeficiente  | S |         |         |         |         |         |         | 1,00083 |

Los datos en color negro corresponden al total de vehículos y los datos en color azul corresponden a vehículos pesados (en %)



Castilla-La Mancha

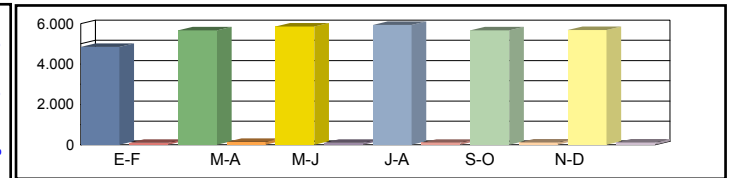
Consejería de Fomento

**Estación:** GU-3b  
**Carretera:** CM-1008 p.k. 2,00 **Provincia:** GUADALAJARA  
**Ubicación:** Enlace 1 (Alovera) - Int. GU-102  
**Año:** 2024  
**Tipo:** PRIMARIA

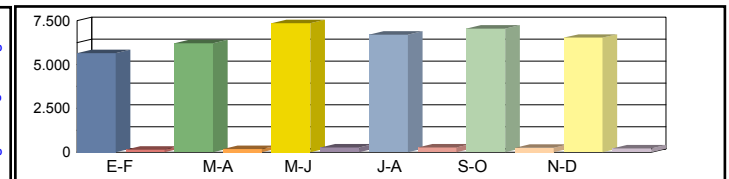
Dirección General de Carreteras

|  | Ene-Feb | Mar-Abr | May-Jun | Jul-Ago | Sep-Oct | Nov-Dic | IMD |
|--|---------|---------|---------|---------|---------|---------|-----|
|--|---------|---------|---------|---------|---------|---------|-----|

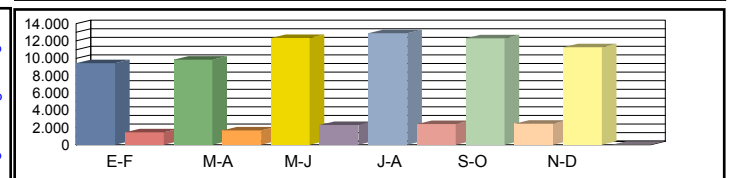
|                |         |                    |                    |                    |                    |                    |                    |                    |
|----------------|---------|--------------------|--------------------|--------------------|--------------------|--------------------|--------------------|--------------------|
| Media Domingos | 00h-24h | 4.844 <b>1,97%</b> | 5.665 <b>2,67%</b> | 5.853 <b>1,71%</b> | 5.936 <b>1,83%</b> | 5.674 <b>2,06%</b> | 5.686 <b>1,92%</b> | 5.610 <b>2,03%</b> |
|                | 06h-22h | 4.219 <b>1,85%</b> | 4.931 <b>2,51%</b> | 5.070 <b>1,45%</b> | 5.125 <b>1,57%</b> | 4.837 <b>1,95%</b> | 4.676 <b>1,74%</b> | 4.810 <b>1,84%</b> |
|                | 08h-14h | 1.329 <b>1,66%</b> | 1.560 <b>3,89%</b> | 2.217 <b>1,54%</b> | 2.282 <b>1,98%</b> | 1.803 <b>1,66%</b> | 1.495 <b>2,00%</b> | 1.781 <b>2,12%</b> |



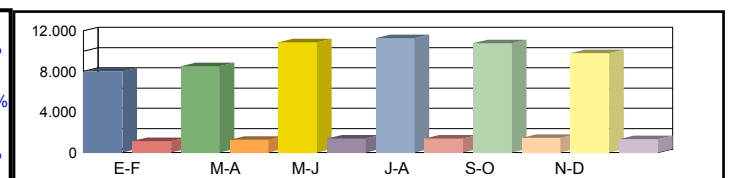
|               |         |                    |                    |                    |                    |                    |                    |                    |
|---------------|---------|--------------------|--------------------|--------------------|--------------------|--------------------|--------------------|--------------------|
| Media Sábados | 00h-24h | 5.646 <b>2,44%</b> | 6.209 <b>2,79%</b> | 7.359 <b>3,64%</b> | 6.706 <b>3,93%</b> | 7.050 <b>3,46%</b> | 6.530 <b>3,14%</b> | 6.583 <b>3,23%</b> |
|               | 06h-22h | 5.094 <b>2,42%</b> | 5.373 <b>2,81%</b> | 6.572 <b>3,48%</b> | 5.885 <b>3,94%</b> | 6.243 <b>3,53%</b> | 5.507 <b>2,98%</b> | 5.779 <b>3,19%</b> |
|               | 08h-14h | 2.280 <b>3,23%</b> | 2.391 <b>3,59%</b> | 2.932 <b>4,37%</b> | 2.518 <b>6,38%</b> | 2.639 <b>4,72%</b> | 2.305 <b>4,22%</b> | 2.511 <b>4,42%</b> |



|                 |         |                     |                     |                      |                      |                      |                     |                      |
|-----------------|---------|---------------------|---------------------|----------------------|----------------------|----------------------|---------------------|----------------------|
| Media Laborales | 00h-24h | 9.421 <b>13,32%</b> | 9.842 <b>14,53%</b> | 12.335 <b>15,61%</b> | 12.884 <b>15,68%</b> | 12.311 <b>16,46%</b> | 11.266 <b>0,00%</b> | 11.343 <b>15,12%</b> |
|                 | 06h-22h | 8.818 <b>14,03%</b> | 9.273 <b>15,19%</b> | 10.771 <b>15,88%</b> | 11.284 <b>16,00%</b> | 11.012 <b>16,60%</b> | 10.157 <b>0,00%</b> | 10.219 <b>15,54%</b> |
|                 | 08h-14h | 3.221 <b>16,40%</b> | 3.197 <b>18,74%</b> | 4.214 <b>22,39%</b>  | 4.615 <b>21,32%</b>  | 4.380 <b>22,52%</b>  | 3.883 <b>0,00%</b>  | 3.918 <b>20,27%</b>  |



|              |         |                     |                     |                      |                      |                      |                     |                            |
|--------------|---------|---------------------|---------------------|----------------------|----------------------|----------------------|---------------------|----------------------------|
| Media Diaria | 00h-24h | 7.982 <b>12,23%</b> | 8.512 <b>12,89%</b> | 10.877 <b>11,14%</b> | 11.268 <b>10,79%</b> | 10.780 <b>11,76%</b> | 9.792 <b>11,80%</b> | <b>9.868</b> <b>11,77%</b> |
|              | 06h-22h | 7.454 <b>12,38%</b> | 7.968 <b>12,88%</b> | 9.457 <b>11,62%</b>  | 9.807 <b>11,26%</b>  | 9.582 <b>11,93%</b>  | 8.710 <b>11,90%</b> | <b>8.830</b> <b>11,99%</b> |
|              | 08h-14h | 2.728 <b>15,12%</b> | 2.748 <b>17,66%</b> | 3.808 <b>15,88%</b>  | 4.111 <b>14,23%</b>  | 3.844 <b>15,47%</b>  | 3.316 <b>14,66%</b> | <b>3.426</b> <b>15,50%</b> |



|              |   |  |  |  |  |  |  |
|--------------|---|--|--|--|--|--|--|
| Coeficientes | N |  |  |  |  |  |  |
|              | L |  |  |  |  |  |  |
| Coeficiente  | S |  |  |  |  |  |  |

Los datos en color negro corresponden al total de vehículos y los datos en color azul corresponden a vehículos pesados (en %)



**Castilla-La Mancha**

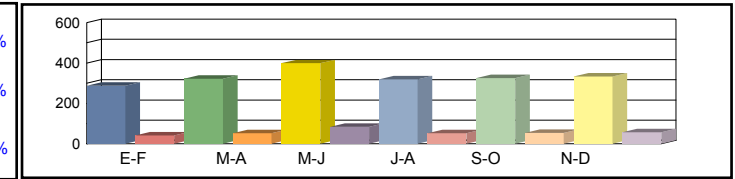
Consejería de Fomento

**Estación:** GU-3e  
**Carretera:** CM-1001 p.k. 63,00 **Provincia:** GUADALAJARA  
**Ubicación:** Congostrina - Atienza  
**Año:** 2024  
**Tipo:** COBERTURA

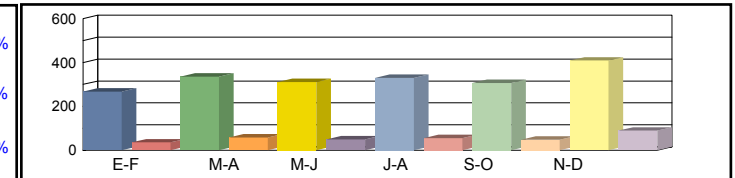
**Dirección General de Carreteras**

| Ene-Feb | Mar-Abr | May-Jun | Jul-Ago | Sep-Oct | Nov-Dic | IMD |
|---------|---------|---------|---------|---------|---------|-----|
|---------|---------|---------|---------|---------|---------|-----|

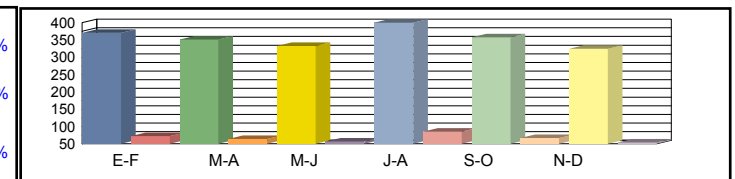
|                |         |                   |                   |                   |                   |                   |                   |                   |
|----------------|---------|-------------------|-------------------|-------------------|-------------------|-------------------|-------------------|-------------------|
| Media Domingos | 00h-24h | 288 <b>12,63%</b> | 322 <b>14,10%</b> | 399 <b>17,50%</b> | 320 <b>14,04%</b> | 326 <b>14,28%</b> | 333 <b>14,61%</b> | 331 <b>14,52%</b> |
|                | 06h-22h | 238 <b>12,52%</b> | 279 <b>14,70%</b> | 354 <b>18,61%</b> | 271 <b>14,26%</b> | 289 <b>15,19%</b> | 289 <b>15,22%</b> | 287 <b>15,08%</b> |
|                | 08h-14h | 128 <b>11,34%</b> | 132 <b>11,70%</b> | 148 <b>13,13%</b> | 123 <b>10,89%</b> | 126 <b>11,13%</b> | 138 <b>12,24%</b> | 132 <b>11,74%</b> |



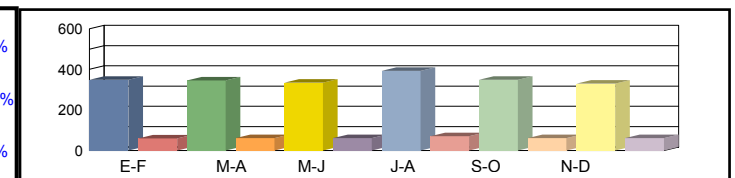
|               |         |                   |                   |                   |                   |                   |                   |                   |
|---------------|---------|-------------------|-------------------|-------------------|-------------------|-------------------|-------------------|-------------------|
| Media Sábados | 00h-24h | 268 <b>11,73%</b> | 336 <b>14,71%</b> | 311 <b>13,63%</b> | 330 <b>14,46%</b> | 306 <b>13,43%</b> | 409 <b>17,92%</b> | 327 <b>14,31%</b> |
|               | 06h-22h | 221 <b>11,63%</b> | 300 <b>15,77%</b> | 250 <b>13,16%</b> | 283 <b>14,90%</b> | 259 <b>13,64%</b> | 357 <b>18,78%</b> | 278 <b>14,65%</b> |
|               | 08h-14h | 123 <b>10,88%</b> | 179 <b>15,88%</b> | 145 <b>12,84%</b> | 154 <b>13,61%</b> | 180 <b>15,90%</b> | 207 <b>18,35%</b> | 165 <b>14,57%</b> |



|                 |         |                   |                   |                   |                   |                   |                   |                   |
|-----------------|---------|-------------------|-------------------|-------------------|-------------------|-------------------|-------------------|-------------------|
| Media Laborales | 00h-24h | 371 <b>16,28%</b> | 351 <b>15,38%</b> | 333 <b>14,60%</b> | 400 <b>17,54%</b> | 358 <b>15,68%</b> | 325 <b>14,25%</b> | 356 <b>15,62%</b> |
|                 | 06h-22h | 319 <b>16,79%</b> | 302 <b>15,89%</b> | 289 <b>15,19%</b> | 353 <b>18,56%</b> | 299 <b>15,75%</b> | 285 <b>15,01%</b> | 308 <b>16,20%</b> |
|                 | 08h-14h | 158 <b>13,97%</b> | 154 <b>13,64%</b> | 138 <b>12,26%</b> | 195 <b>17,28%</b> | 138 <b>12,19%</b> | 147 <b>13,04%</b> | 155 <b>13,73%</b> |



|              |         |                   |                   |                   |                   |                   |                   |                          |
|--------------|---------|-------------------|-------------------|-------------------|-------------------|-------------------|-------------------|--------------------------|
| Media Diaria | 00h-24h | 349 <b>14,47%</b> | 345 <b>15,10%</b> | 334 <b>15,44%</b> | 392 <b>15,06%</b> | 348 <b>14,95%</b> | 330 <b>15,64%</b> | <b>350</b> <b>15,11%</b> |
|              | 06h-22h | 297 <b>14,80%</b> | 298 <b>15,71%</b> | 289 <b>15,89%</b> | 345 <b>15,52%</b> | 291 <b>15,47%</b> | 291 <b>16,21%</b> | <b>302</b> <b>15,60%</b> |
|              | 08h-14h | 150 <b>12,91%</b> | 154 <b>13,68%</b> | 136 <b>13,45%</b> | 189 <b>13,24%</b> | 138 <b>13,60%</b> | 152 <b>14,11%</b> | <b>153</b> <b>13,50%</b> |



|              |   |  |  |  |  |  |  |  |
|--------------|---|--|--|--|--|--|--|--|
| Coeficientes | N |  |  |  |  |  |  |  |
|              | L |  |  |  |  |  |  |  |
| Coeficiente  | S |  |  |  |  |  |  |  |

Los datos en color negro corresponden al total de vehículos y los datos en color azul corresponden a vehículos pesados (en %)



**Castilla-La Mancha**

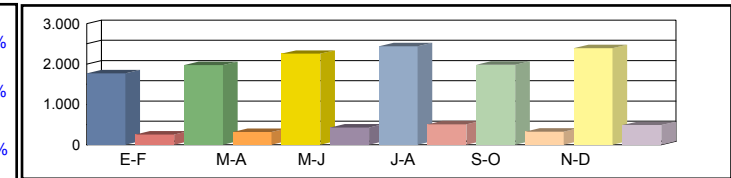
Consejería de Fomento

**Estación:** GU-3m  
**Carretera:** CM-1003 p.k. 15,00 **Provincia:** GUADALAJARA  
**Ubicación:** Tórtola de Henares - Hita  
**Año:** 2024  
**Tipo:** COBERTURA

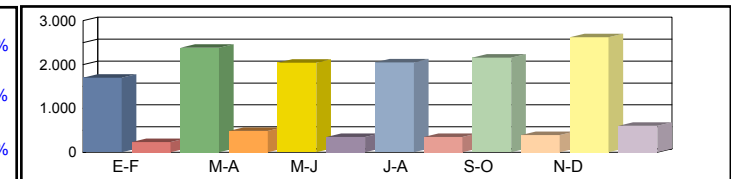
**Dirección General de Carreteras**

| Ene-Feb | Mar-Abr | May-Jun | Jul-Ago | Sep-Oct | Nov-Dic | IMD |
|---------|---------|---------|---------|---------|---------|-----|
|---------|---------|---------|---------|---------|---------|-----|

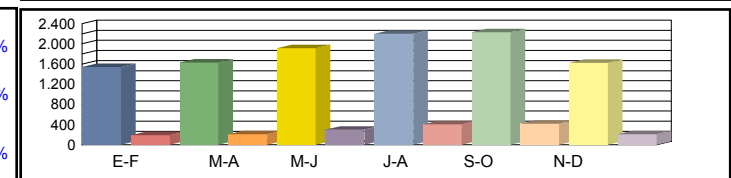
|                |         |                     |                     |                     |                     |                     |                     |                     |
|----------------|---------|---------------------|---------------------|---------------------|---------------------|---------------------|---------------------|---------------------|
| Media Domingos | 00h-24h | 1.771 <b>12,58%</b> | 1.972 <b>14,01%</b> | 2.255 <b>16,02%</b> | 2.439 <b>17,32%</b> | 1.986 <b>14,10%</b> | 2.390 <b>16,98%</b> | 2.136 <b>15,17%</b> |
|                | 06h-22h | 1.709 <b>12,25%</b> | 1.926 <b>13,80%</b> | 2.155 <b>15,44%</b> | 2.312 <b>16,56%</b> | 1.850 <b>13,26%</b> | 2.282 <b>16,35%</b> | 2.039 <b>14,61%</b> |
|                | 08h-14h | 629 <b>2,88%</b>    | 931 <b>4,26%</b>    | 1.040 <b>4,76%</b>  | 887 <b>4,06%</b>    | 649 <b>2,97%</b>    | 838 <b>3,84%</b>    | 829 <b>3,80%</b>    |



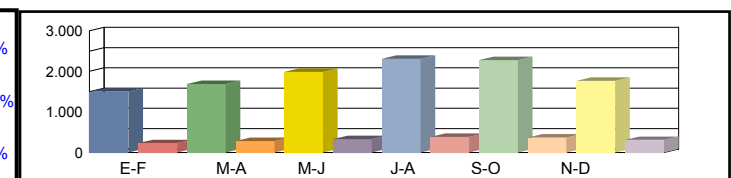
|               |         |                     |                     |                     |                     |                     |                     |                     |
|---------------|---------|---------------------|---------------------|---------------------|---------------------|---------------------|---------------------|---------------------|
| Media Sábados | 00h-24h | 1.699 <b>12,07%</b> | 2.380 <b>16,90%</b> | 2.044 <b>14,52%</b> | 2.048 <b>14,54%</b> | 2.158 <b>15,33%</b> | 2.622 <b>18,62%</b> | 2.158 <b>15,33%</b> |
|               | 06h-22h | 1.632 <b>11,69%</b> | 2.325 <b>16,66%</b> | 2.004 <b>14,36%</b> | 1.888 <b>13,53%</b> | 2.019 <b>14,47%</b> | 2.584 <b>18,52%</b> | 2.075 <b>14,87%</b> |
|               | 08h-14h | 922 <b>4,22%</b>    | 1.287 <b>5,89%</b>  | 1.065 <b>4,88%</b>  | 1.224 <b>5,60%</b>  | 1.000 <b>4,58%</b>  | 1.809 <b>8,29%</b>  | 1.218 <b>5,58%</b>  |



|                 |         |                     |                     |                     |                     |                     |                     |                     |
|-----------------|---------|---------------------|---------------------|---------------------|---------------------|---------------------|---------------------|---------------------|
| Media Laborales | 00h-24h | 1.541 <b>10,95%</b> | 1.628 <b>11,56%</b> | 1.917 <b>13,62%</b> | 2.199 <b>15,62%</b> | 2.228 <b>15,82%</b> | 1.626 <b>11,55%</b> | 1.856 <b>13,18%</b> |
|                 | 06h-22h | 1.412 <b>10,11%</b> | 1.544 <b>11,06%</b> | 1.834 <b>13,14%</b> | 2.134 <b>15,29%</b> | 2.160 <b>15,47%</b> | 1.564 <b>11,20%</b> | 1.775 <b>12,71%</b> |
|                 | 08h-14h | 827 <b>3,79%</b>    | 775 <b>3,55%</b>    | 969 <b>4,44%</b>    | 1.130 <b>5,18%</b>  | 1.148 <b>5,26%</b>  | 798 <b>3,65%</b>    | 941 <b>4,31%</b>    |



|              |         |                     |                     |                     |                     |                     |                     |                            |
|--------------|---------|---------------------|---------------------|---------------------|---------------------|---------------------|---------------------|----------------------------|
| Media Diaria | 00h-24h | 1.499 <b>13,25%</b> | 1.691 <b>14,14%</b> | 1.983 <b>14,09%</b> | 2.306 <b>14,28%</b> | 2.279 <b>13,93%</b> | 1.769 <b>14,81%</b> | <b>1.921</b> <b>14,08%</b> |
|              | 06h-22h | 1.376 <b>12,81%</b> | 1.614 <b>13,74%</b> | 1.904 <b>13,64%</b> | 2.222 <b>13,69%</b> | 2.194 <b>13,35%</b> | 1.710 <b>14,37%</b> | <b>1.837</b> <b>13,60%</b> |
|              | 08h-14h | 780 <b>4,18%</b>    | 807 <b>4,62%</b>    | 993 <b>4,55%</b>    | 1.159 <b>4,55%</b>  | 1.099 <b>4,25%</b>  | 881 <b>4,90%</b>    | <b>953</b> <b>4,51%</b>    |



|              |   |  |  |  |  |  |  |  |
|--------------|---|--|--|--|--|--|--|--|
| Coeficientes | N |  |  |  |  |  |  |  |
|              | L |  |  |  |  |  |  |  |
| Coeficiente  | S |  |  |  |  |  |  |  |

Los datos en color negro corresponden al total de vehículos y los datos en color azul corresponden a vehículos pesados (en %)



**Castilla-La Mancha**

Consejería de Fomento

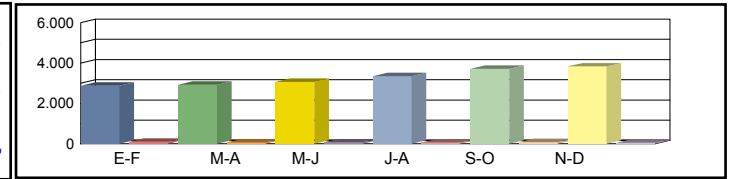
**Estación:** GU-3n  
**Carretera:** CM-1003 p.k. 0,57 **Provincia:** GUADALAJARA  
**Ubicación:** Int. N-II - Tórtola de Henares  
**Año:** 2024  
**Tipo:** PRIMARIA

**Dirección General de Carreteras**

| Ene-Feb | Mar-Abr | May-Jun | Jul-Ago | Sep-Oct | Nov-Dic | IMD |
|---------|---------|---------|---------|---------|---------|-----|
|---------|---------|---------|---------|---------|---------|-----|

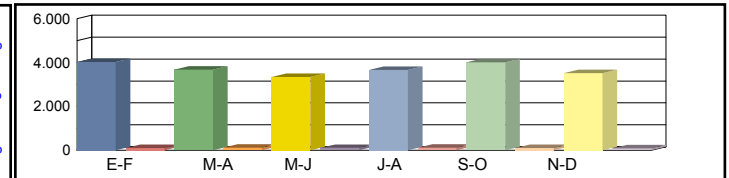
Media 00h-24h  
 Domingos 06h-22h  
 08h-14h

|             |             |             |             |             |             |             |
|-------------|-------------|-------------|-------------|-------------|-------------|-------------|
| 2.878 3,30% | 2.925 2,19% | 3.067 2,48% | 3.347 1,85% | 3.717 2,13% | 3.832 1,57% | 3.294 2,25% |
| 2.606 2,46% | 2.656 1,69% | 2.909 1,68% | 2.567 1,87% | 3.449 1,71% | 3.575 1,26% | 2.960 1,78% |
| 1.196 2,17% | 1.017 2,56% | 998 2,20%   | 940 2,66%   | 1.090 1,47% | 1.235 1,05% | 1.079 2,02% |



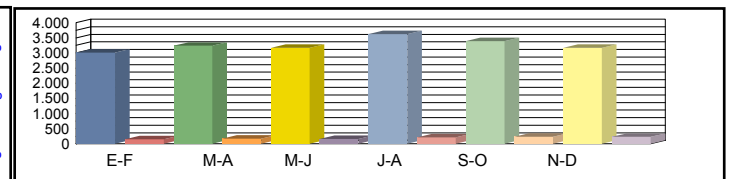
Media 00h-24h  
 Sábados 06h-22h  
 08h-14h

|             |             |             |             |             |             |             |
|-------------|-------------|-------------|-------------|-------------|-------------|-------------|
| 4.030 2,56% | 3.674 2,97% | 3.348 3,14% | 3.659 3,06% | 4.005 2,57% | 3.512 2,36% | 3.705 2,78% |
| 3.801 1,82% | 3.465 2,60% | 3.095 3,13% | 2.998 2,70% | 3.673 2,21% | 3.253 2,27% | 3.381 2,45% |
| 1.743 0,63% | 1.545 3,75% | 1.509 3,58% | 1.222 3,85% | 1.963 2,34% | 1.173 2,13% | 1.526 2,71% |



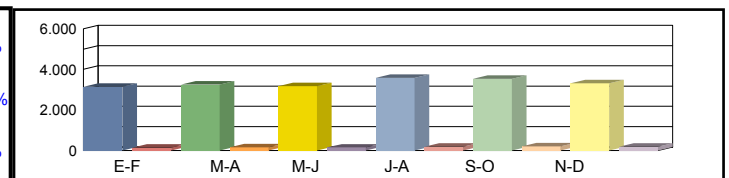
Media 00h-24h  
 Laborales 06h-22h  
 08h-14h

|             |             |             |             |             |             |             |
|-------------|-------------|-------------|-------------|-------------|-------------|-------------|
| 3.014 4,88% | 3.238 5,16% | 3.165 4,93% | 3.618 5,56% | 3.392 6,43% | 3.170 6,75% | 3.266 5,62% |
| 2.803 4,39% | 2.996 4,77% | 2.942 4,59% | 3.272 5,35% | 3.142 6,11% | 2.941 6,36% | 3.016 5,26% |
| 1.144 4,90% | 1.199 5,34% | 1.154 4,85% | 1.198 6,76% | 1.128 8,78% | 1.144 7,34% | 1.161 6,33% |



Media 00h-24h  
 Diaria 06h-22h  
 08h-14h

|             |             |             |             |             |             |                    |
|-------------|-------------|-------------|-------------|-------------|-------------|--------------------|
| 3.141 4,27% | 3.256 4,42% | 3.177 4,31% | 3.586 4,71% | 3.527 5,16% | 3.313 5,22% | <b>3.333 4,68%</b> |
| 2.918 3,67% | 3.014 4,01% | 2.959 3,95% | 3.133 4,60% | 3.261 4,81% | 3.075 4,88% | <b>3.060 4,32%</b> |
| 1.237 3,64% | 1.222 4,75% | 1.183 4,31% | 1.164 5,84% | 1.242 6,44% | 1.161 5,60% | <b>1.202 5,10%</b> |



Coeficientes N  
 L  
 Coeficiente S

|         |         |         |         |         |         |         |
|---------|---------|---------|---------|---------|---------|---------|
| 1,07528 | 1,08077 | 1,07580 | 1,10575 | 1,07957 | 1,07786 |         |
| 1,08361 | 1,00865 | 1,03191 | 0,90271 | 0,96285 | 1,03028 |         |
|         |         |         |         |         |         | 1,02043 |

Los datos en color negro corresponden al total de vehículos y los datos en color azul corresponden a vehículos pesados (en %)





Castilla-La Mancha

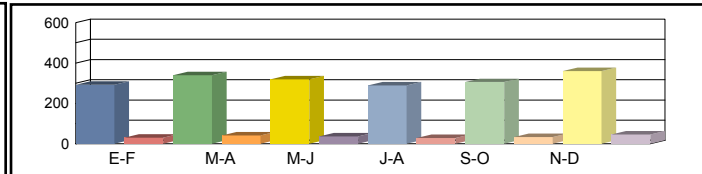
Consejería de Fomento

**Estación:** GU-3r  
**Carretera:** CM-2008 p.k. 5,50 **Provincia:** GUADALAJARA  
**Ubicación:** Brihuega - Int. A2  
**Año:** 2024  
**Tipo:** COBERTURA

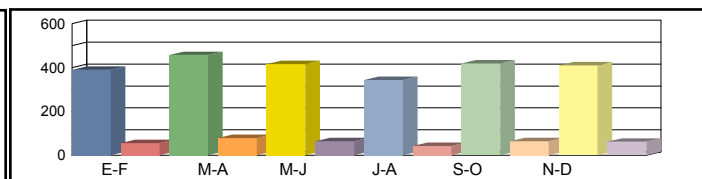
Dirección General de Carreteras

|  | Ene-Feb | Mar-Abr | May-Jun | Jul-Ago | Sep-Oct | Nov-Dic | IMD |
|--|---------|---------|---------|---------|---------|---------|-----|
|--|---------|---------|---------|---------|---------|---------|-----|

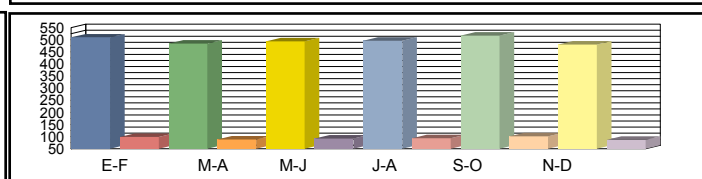
|                |         |           |            |            |           |           |            |            |
|----------------|---------|-----------|------------|------------|-----------|-----------|------------|------------|
| Media Domingos | 00h-24h | 293 9,37% | 340 10,85% | 320 10,24% | 290 9,28% | 306 9,79% | 361 11,55% | 318 10,18% |
|                | 06h-22h | 233 6,66% | 274 7,85%  | 252 7,21%  | 200 5,72% | 239 6,83% | 285 8,16%  | 247 7,07%  |
|                | 08h-14h | 85 5,81%  | 119 8,16%  | 112 7,68%  | 75 5,12%  | 117 8,06% | 109 7,50%  | 103 7,05%  |



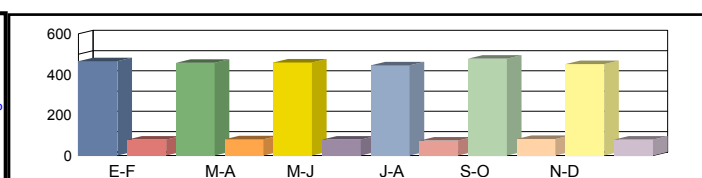
|               |         |            |            |            |            |            |            |            |
|---------------|---------|------------|------------|------------|------------|------------|------------|------------|
| Media Sábados | 00h-24h | 389 12,42% | 457 14,62% | 415 13,27% | 343 10,96% | 418 13,37% | 410 13,10% | 405 12,96% |
|               | 06h-22h | 306 8,75%  | 356 10,18% | 322 9,20%  | 245 6,99%  | 337 9,63%  | 322 9,22%  | 315 9,00%  |
|               | 08h-14h | 166 11,41% | 197 13,51% | 166 11,43% | 117 8,02%  | 179 12,28% | 145 9,93%  | 162 11,10% |



|                 |         |            |            |            |            |            |            |            |
|-----------------|---------|------------|------------|------------|------------|------------|------------|------------|
| Media Laborales | 00h-24h | 510 16,31% | 484 15,46% | 494 15,79% | 496 15,85% | 517 16,51% | 480 15,33% | 497 15,87% |
|                 | 06h-22h | 415 11,88% | 390 11,16% | 401 11,47% | 402 11,49% | 421 12,06% | 388 11,11% | 403 11,53% |
|                 | 08h-14h | 210 14,42% | 178 12,20% | 183 12,57% | 192 13,21% | 176 12,06% | 169 11,60% | 185 12,67% |



|              |         |            |            |            |            |            |            |            |
|--------------|---------|------------|------------|------------|------------|------------|------------|------------|
| Media Diaria | 00h-24h | 465 14,39% | 457 14,92% | 458 14,64% | 445 14,17% | 478 14,59% | 450 14,80% | 459 14,58% |
|              | 06h-22h | 376 10,40% | 366 10,77% | 368 10,54% | 351 10,01% | 387 10,55% | 361 10,68% | 368 10,49% |
|              | 08h-14h | 191 11,44% | 171 12,07% | 170 11,71% | 166 10,85% | 166 11,88% | 154 11,47% | 170 11,57% |



|              |   |  |  |  |  |  |  |  |
|--------------|---|--|--|--|--|--|--|--|
| Coeficientes | N |  |  |  |  |  |  |  |
|              | L |  |  |  |  |  |  |  |
| Coeficiente  | S |  |  |  |  |  |  |  |

Los datos en color negro corresponden al total de vehículos y los datos en color azul corresponden a vehículos pesados (en %)



**Castilla-La Mancha**

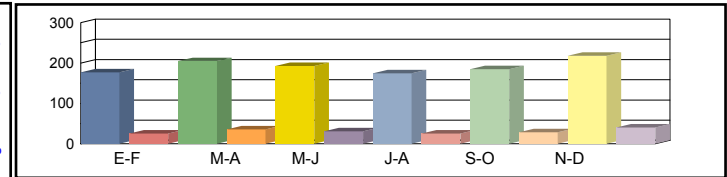
Consejería de Fomento

**Estación:** GU-3s  
**Carretera:** CM-1000 p.k. 8,00 **Provincia:** GUADALAJARA  
**Ubicación:** Miralrío - Enlace A 2  
**Año:** 2024  
**Tipo:** COBERTURA

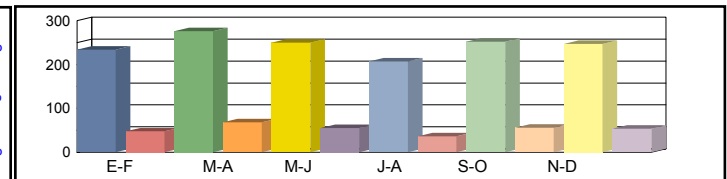
**Dirección General de Carreteras**

| Ene-Feb | Mar-Abr | May-Jun | Jul-Ago | Sep-Oct | Nov-Dic | IMD |
|---------|---------|---------|---------|---------|---------|-----|
|---------|---------|---------|---------|---------|---------|-----|

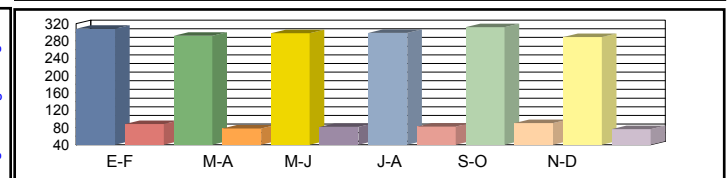
|                |         |                   |                   |                   |                   |                   |                   |                   |
|----------------|---------|-------------------|-------------------|-------------------|-------------------|-------------------|-------------------|-------------------|
| Media Domingos | 00h-24h | 177 <b>12,75%</b> | 205 <b>14,76%</b> | 193 <b>13,92%</b> | 175 <b>12,63%</b> | 185 <b>13,32%</b> | 218 <b>15,71%</b> | 192 <b>13,85%</b> |
|                | 06h-22h | 128 <b>10,82%</b> | 151 <b>12,75%</b> | 138 <b>11,72%</b> | 110 <b>9,29%</b>  | 131 <b>11,09%</b> | 156 <b>13,25%</b> | 136 <b>11,49%</b> |
|                | 08h-14h | 45 <b>8,02%</b>   | 64 <b>11,26%</b>  | 60 <b>10,61%</b>  | 40 <b>7,07%</b>   | 63 <b>11,12%</b>  | 58 <b>10,35%</b>  | 55 <b>9,74%</b>   |



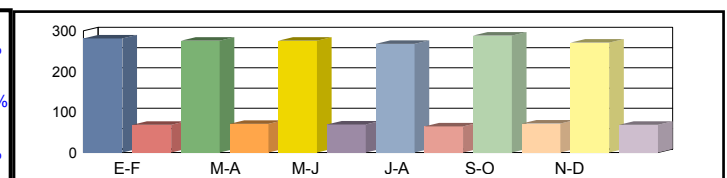
|               |         |                   |                   |                   |                   |                   |                   |                   |
|---------------|---------|-------------------|-------------------|-------------------|-------------------|-------------------|-------------------|-------------------|
| Media Sábados | 00h-24h | 234 <b>16,89%</b> | 276 <b>19,89%</b> | 250 <b>18,05%</b> | 207 <b>14,90%</b> | 252 <b>18,19%</b> | 247 <b>17,82%</b> | 244 <b>17,62%</b> |
|               | 06h-22h | 168 <b>14,22%</b> | 195 <b>16,54%</b> | 176 <b>14,94%</b> | 134 <b>11,36%</b> | 185 <b>15,65%</b> | 177 <b>14,98%</b> | 172 <b>14,62%</b> |
|               | 08h-14h | 89 <b>15,75%</b>  | 105 <b>18,65%</b> | 89 <b>15,77%</b>  | 63 <b>11,07%</b>  | 96 <b>16,94%</b>  | 77 <b>13,70%</b>  | 86 <b>15,32%</b>  |



|                 |         |                   |                   |                   |                   |                   |                   |                   |
|-----------------|---------|-------------------|-------------------|-------------------|-------------------|-------------------|-------------------|-------------------|
| Media Laborales | 00h-24h | 308 <b>22,18%</b> | 292 <b>21,02%</b> | 298 <b>21,48%</b> | 299 <b>21,56%</b> | 312 <b>22,46%</b> | 289 <b>20,85%</b> | 300 <b>21,59%</b> |
|                 | 06h-22h | 228 <b>19,30%</b> | 214 <b>18,13%</b> | 220 <b>18,64%</b> | 220 <b>18,67%</b> | 231 <b>19,59%</b> | 213 <b>18,04%</b> | 221 <b>18,73%</b> |
|                 | 08h-14h | 112 <b>19,90%</b> | 95 <b>16,84%</b>  | 98 <b>17,35%</b>  | 103 <b>18,23%</b> | 94 <b>16,64%</b>  | 90 <b>16,01%</b>  | 99 <b>17,49%</b>  |



|              |         |                   |                   |                   |                   |                   |                   |                          |
|--------------|---------|-------------------|-------------------|-------------------|-------------------|-------------------|-------------------|--------------------------|
| Media Diaria | 00h-24h | 281 <b>19,57%</b> | 276 <b>20,29%</b> | 276 <b>19,91%</b> | 268 <b>19,27%</b> | 288 <b>19,84%</b> | 271 <b>20,13%</b> | <b>277</b> <b>19,84%</b> |
|              | 06h-22h | 207 <b>16,89%</b> | 201 <b>17,50%</b> | 202 <b>17,12%</b> | 192 <b>16,26%</b> | 212 <b>17,13%</b> | 198 <b>17,34%</b> | <b>202</b> <b>17,04%</b> |
|              | 08h-14h | 102 <b>15,79%</b> | 91 <b>16,66%</b>  | 91 <b>16,16%</b>  | 89 <b>14,98%</b>  | 89 <b>16,40%</b>  | 82 <b>15,83%</b>  | <b>91</b> <b>15,97%</b>  |



|              |   |  |  |  |  |  |  |  |
|--------------|---|--|--|--|--|--|--|--|
| Coeficientes | N |  |  |  |  |  |  |  |
|              | L |  |  |  |  |  |  |  |
| Coeficiente  | S |  |  |  |  |  |  |  |

Los datos en color negro corresponden al total de vehículos y los datos en color azul corresponden a vehículos pesados (en %)



**Castilla-La Mancha**

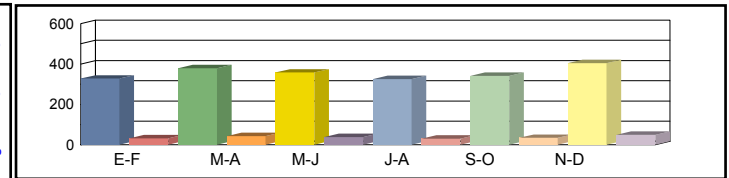
Consejería de Fomento

**Estación:** GU-3x  
**Carretera:** CM-2005 p.k. 25,50 **Provincia:** GUADALAJARA  
**Ubicación:** Int. GU-902 - Brihuega  
**Año:** 2024  
**Tipo:** COBERTURA

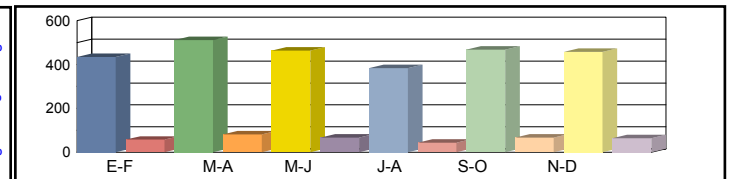
**Dirección General de Carreteras**

| Ene-Feb | Mar-Abr | May-Jun | Jul-Ago | Sep-Oct | Nov-Dic | IMD |
|---------|---------|---------|---------|---------|---------|-----|
|---------|---------|---------|---------|---------|---------|-----|

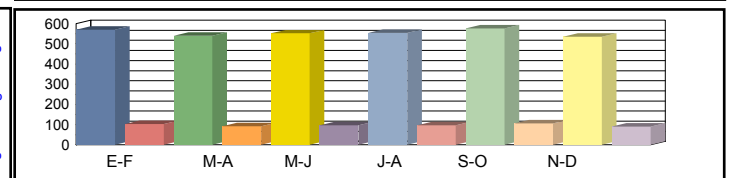
|                |         |                  |                   |                  |                  |                  |                   |                  |
|----------------|---------|------------------|-------------------|------------------|------------------|------------------|-------------------|------------------|
| Media Domingos | 00h-24h | 328 <b>8,82%</b> | 379 <b>10,21%</b> | 358 <b>9,63%</b> | 325 <b>8,73%</b> | 342 <b>9,21%</b> | 404 <b>10,87%</b> | 356 <b>9,58%</b> |
|                | 06h-22h | 280 <b>8,17%</b> | 330 <b>9,63%</b>  | 304 <b>8,85%</b> | 241 <b>7,02%</b> | 287 <b>8,38%</b> | 343 <b>10,01%</b> | 298 <b>8,68%</b> |
|                | 08h-14h | 109 <b>3,15%</b> | 153 <b>4,42%</b>  | 144 <b>4,16%</b> | 96 <b>2,77%</b>  | 151 <b>4,36%</b> | 140 <b>4,06%</b>  | 132 <b>3,82%</b> |



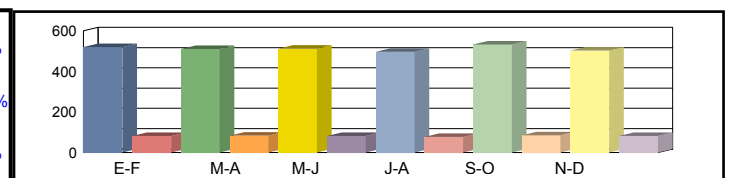
|               |         |                   |                   |                   |                   |                   |                   |                   |
|---------------|---------|-------------------|-------------------|-------------------|-------------------|-------------------|-------------------|-------------------|
| Media Sábados | 00h-24h | 434 <b>11,69%</b> | 511 <b>13,76%</b> | 464 <b>12,49%</b> | 383 <b>10,31%</b> | 468 <b>12,58%</b> | 458 <b>12,33%</b> | 453 <b>12,19%</b> |
|               | 06h-22h | 369 <b>10,74%</b> | 429 <b>12,50%</b> | 387 <b>11,29%</b> | 295 <b>8,58%</b>  | 406 <b>11,82%</b> | 388 <b>11,31%</b> | 379 <b>11,04%</b> |
|               | 08h-14h | 213 <b>6,18%</b>  | 253 <b>7,32%</b>  | 214 <b>6,19%</b>  | 150 <b>4,34%</b>  | 230 <b>6,65%</b>  | 186 <b>5,38%</b>  | 208 <b>6,01%</b>  |



|                 |         |                   |                   |                   |                   |                   |                   |                   |
|-----------------|---------|-------------------|-------------------|-------------------|-------------------|-------------------|-------------------|-------------------|
| Media Laborales | 00h-24h | 570 <b>15,34%</b> | 540 <b>14,54%</b> | 552 <b>14,86%</b> | 554 <b>14,91%</b> | 577 <b>15,53%</b> | 536 <b>14,42%</b> | 555 <b>14,93%</b> |
|                 | 06h-22h | 500 <b>14,58%</b> | 470 <b>13,69%</b> | 483 <b>14,08%</b> | 484 <b>14,10%</b> | 508 <b>14,80%</b> | 468 <b>13,63%</b> | 486 <b>14,15%</b> |
|                 | 08h-14h | 270 <b>7,81%</b>  | 228 <b>6,61%</b>  | 235 <b>6,81%</b>  | 247 <b>7,15%</b>  | 225 <b>6,53%</b>  | 217 <b>6,28%</b>  | 237 <b>6,87%</b>  |



|              |         |                   |                   |                   |                   |                   |                   |                          |
|--------------|---------|-------------------|-------------------|-------------------|-------------------|-------------------|-------------------|--------------------------|
| Media Diaria | 00h-24h | 520 <b>13,54%</b> | 510 <b>14,03%</b> | 512 <b>13,77%</b> | 497 <b>13,33%</b> | 533 <b>13,72%</b> | 502 <b>13,92%</b> | <b>512</b> <b>13,72%</b> |
|              | 06h-22h | 453 <b>12,76%</b> | 441 <b>13,22%</b> | 444 <b>12,93%</b> | 422 <b>12,29%</b> | 467 <b>12,94%</b> | 436 <b>13,10%</b> | <b>444</b> <b>12,87%</b> |
|              | 08h-14h | 246 <b>6,20%</b>  | 219 <b>6,54%</b>  | 219 <b>6,34%</b>  | 213 <b>5,88%</b>  | 213 <b>6,44%</b>  | 198 <b>6,21%</b>  | <b>218</b> <b>6,27%</b>  |



|              |   |  |  |  |  |  |  |  |
|--------------|---|--|--|--|--|--|--|--|
| Coeficientes | N |  |  |  |  |  |  |  |
|              | L |  |  |  |  |  |  |  |
| Coeficiente  | S |  |  |  |  |  |  |  |

Los datos en color negro corresponden al total de vehículos y los datos en color azul corresponden a vehículos pesados (en %)



**Castilla-La Mancha**

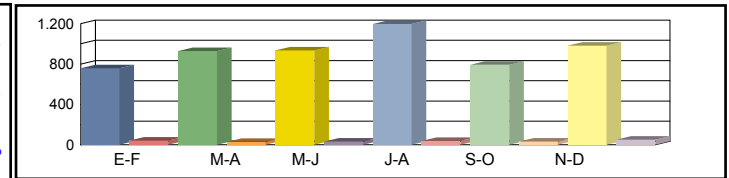
Consejería de Fomento

**Estación:** GU-49a  
**Carretera:** CM-2005 p.k. 2,94 **Provincia:** GUADALAJARA  
**Ubicación:** Int. N-320 - Int. GU-902  
**Año:** 2024  
**Tipo:** PRIMARIA

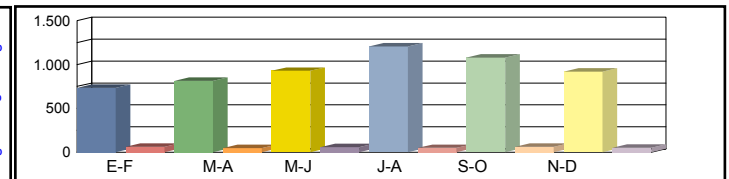
**Dirección General de Carreteras**

| Ene-Feb | Mar-Abr | May-Jun | Jul-Ago | Sep-Oct | Nov-Dic | IMD |
|---------|---------|---------|---------|---------|---------|-----|
|---------|---------|---------|---------|---------|---------|-----|

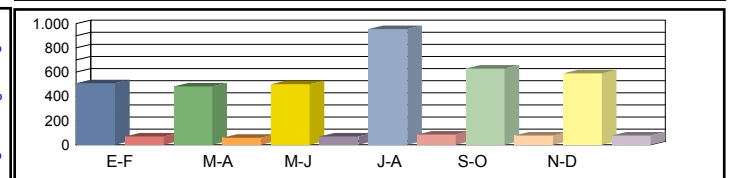
|          |         |           |           |           |             |           |           |           |
|----------|---------|-----------|-----------|-----------|-------------|-----------|-----------|-----------|
| Media    | 00h-24h | 760 5,13% | 928 3,02% | 934 3,43% | 1.198 3,17% | 792 3,91% | 983 5,09% | 932 3,96% |
| Domingos | 06h-22h | 686 4,08% | 875 2,17% | 911 3,07% | 853 2,93%   | 748 2,94% | 956 4,39% | 838 3,27% |
|          | 08h-14h | 348 3,45% | 251 3,59% | 337 3,86% | 227 5,73%   | 243 3,29% | 330 5,45% | 289 4,23% |



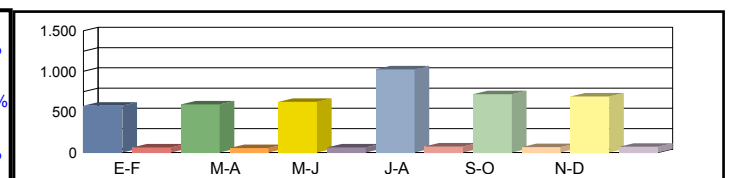
|         |         |           |           |           |             |             |           |           |
|---------|---------|-----------|-----------|-----------|-------------|-------------|-----------|-----------|
| Media   | 00h-24h | 734 7,63% | 815 5,64% | 928 6,03% | 1.207 3,89% | 1.080 5,28% | 918 5,12% | 947 5,60% |
| Sábados | 06h-22h | 666 5,56% | 724 5,39% | 863 4,87% | 1.076 3,44% | 1.032 4,36% | 877 3,65% | 873 4,54% |
|         | 08h-14h | 370 3,51% | 365 3,84% | 440 3,41% | 465 3,01%   | 397 5,79%   | 387 2,07% | 404 3,60% |



|           |         |            |            |            |           |            |            |            |
|-----------|---------|------------|------------|------------|-----------|------------|------------|------------|
| Media     | 00h-24h | 509 11,98% | 482 10,79% | 501 11,98% | 955 8,17% | 630 10,79% | 590 11,53% | 611 10,87% |
| Laborales | 06h-22h | 434 10,14% | 439 8,66%  | 466 9,66%  | 838 7,16% | 576 9,20%  | 505 11,09% | 543 9,32%  |
|           | 08h-14h | 197 9,64%  | 197 7,61%  | 206 9,71%  | 346 8,96% | 219 9,13%  | 226 11,06% | 232 9,35%  |



|        |         |           |           |           |             |           |           |                  |
|--------|---------|-----------|-----------|-----------|-------------|-----------|-----------|------------------|
| Media  | 00h-24h | 577 9,88% | 593 8,09% | 624 8,97% | 1.026 6,63% | 717 8,51% | 692 8,96% | <b>705 8,51%</b> |
| Diaria | 06h-22h | 504 8,13% | 542 6,46% | 586 7,17% | 874 5,95%   | 666 7,21% | 623 8,19% | <b>632 7,18%</b> |
|        | 08h-14h | 243 7,00% | 229 6,11% | 258 6,98% | 346 7,51%   | 248 7,66% | 264 7,95% | <b>265 7,20%</b> |



|              |   |         |         |         |         |         |         |         |
|--------------|---|---------|---------|---------|---------|---------|---------|---------|
| Coeficientes | N | 1,17281 | 1,09795 | 1,07511 | 1,13962 | 1,09375 | 1,16832 |         |
|              | L | 1,20039 | 1,26763 | 1,21956 | 0,63979 | 0,96984 | 1,03559 |         |
| Coeficiente  | S |         |         |         |         |         |         | 1,15361 |

Los datos en color negro corresponden al total de vehículos y los datos en color azul corresponden a vehículos pesados (en %)



Castilla-La Mancha

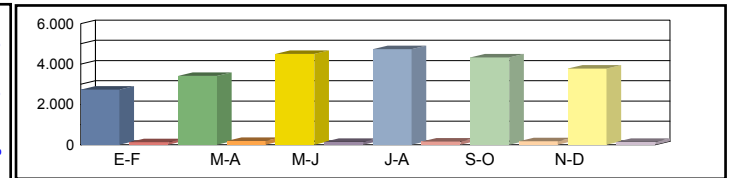
Consejería de Fomento

**Estación:** GU-4b  
**Carretera:** CM-1008 p.k. 2,88 **Provincia:** GUADALAJARA  
**Ubicación:** Int. GU-102 - Alovera  
**Año:** 2024  
**Tipo:** PRIMARIA

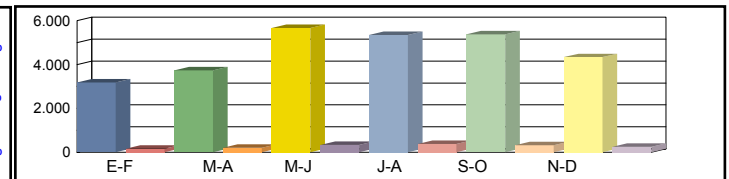
Dirección General de Carreteras

|  | Ene-Feb | Mar-Abr | May-Jun | Jul-Ago | Sep-Oct | Nov-Dic | IMD |
|--|---------|---------|---------|---------|---------|---------|-----|
|--|---------|---------|---------|---------|---------|---------|-----|

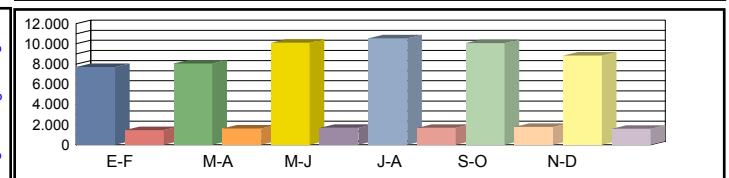
|                |         |             |             |             |             |             |             |             |
|----------------|---------|-------------|-------------|-------------|-------------|-------------|-------------|-------------|
| Media Domingos | 00h-24h | 2.734 4,57% | 3.411 5,31% | 4.506 3,28% | 4.732 3,47% | 4.327 4,09% | 3.776 3,81% | 3.914 4,09% |
|                | 06h-22h | 2.490 4,46% | 3.110 5,18% | 3.798 2,90% | 3.979 3,12% | 3.669 4,09% | 3.104 3,77% | 3.358 3,92% |
|                | 08h-14h | 700 4,86%   | 827 9,67%   | 1.634 2,69% | 1.814 3,36% | 1.339 3,58% | 904 5,20%   | 1.203 4,90% |



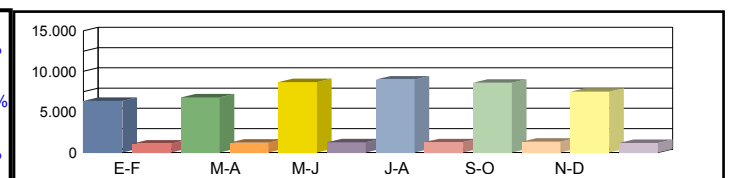
|               |         |             |             |             |             |             |             |             |
|---------------|---------|-------------|-------------|-------------|-------------|-------------|-------------|-------------|
| Media Sábados | 00h-24h | 3.187 4,86% | 3.738 5,06% | 5.666 5,58% | 5.346 6,60% | 5.377 5,52% | 4.337 5,42% | 4.608 5,51% |
|               | 06h-22h | 3.006 4,82% | 3.389 5,31% | 4.923 5,38% | 4.569 6,81% | 4.736 5,74% | 3.656 5,50% | 4.046 5,59% |
|               | 08h-14h | 1.201 5,50% | 1.268 5,84% | 2.161 5,78% | 2.001 9,85% | 1.959 6,94% | 1.394 7,10% | 1.664 6,83% |



|                 |         |              |              |               |               |               |              |              |
|-----------------|---------|--------------|--------------|---------------|---------------|---------------|--------------|--------------|
| Media Laborales | 00h-24h | 7.720 15,93% | 8.065 16,63% | 10.108 14,26% | 10.558 13,71% | 10.088 15,07% | 8.852 15,22% | 9.232 15,14% |
|                 | 06h-22h | 7.292 16,15% | 7.668 16,64% | 8.907 14,98%  | 9.331 14,40%  | 9.106 15,31%  | 8.088 15,42% | 8.399 15,48% |
|                 | 08h-14h | 2.483 19,77% | 2.464 22,77% | 3.248 20,63%  | 3.557 17,94%  | 3.376 19,96%  | 2.828 18,92% | 2.993 20,00% |



|              |         |              |              |              |              |              |              |                     |
|--------------|---------|--------------|--------------|--------------|--------------|--------------|--------------|---------------------|
| Media Diaria | 00h-24h | 6.359 14,44% | 6.783 14,90% | 8.674 12,64% | 8.981 12,34% | 8.592 13,43% | 7.482 13,58% | <b>7.812 13,55%</b> |
|              | 06h-22h | 5.994 14,65% | 6.406 14,99% | 7.609 13,23% | 7.886 12,96% | 7.705 13,71% | 6.743 13,88% | <b>7.057 13,90%</b> |
|              | 08h-14h | 2.045 17,85% | 2.059 20,54% | 2.862 17,58% | 3.086 15,98% | 2.883 17,62% | 2.348 17,16% | <b>2.547 17,79%</b> |



|              |   |         |         |         |         |         |         |         |
|--------------|---|---------|---------|---------|---------|---------|---------|---------|
| Coeficientes | N | 1,05869 | 1,05177 | 1,13484 | 1,13150 | 1,10784 | 1,09446 |         |
|              | L | 1,19585 | 1,14470 | 0,91334 | 0,87441 | 0,91515 | 1,04293 |         |
| Coeficiente  | S |         |         |         |         |         |         | 0,84616 |

Los datos en color negro corresponden al total de vehículos y los datos en color azul corresponden a vehículos pesados (en %)



**Castilla-La Mancha**

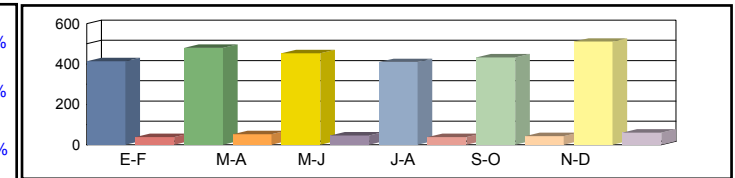
Consejería de Fomento

**Estación:** GU-4c  
**Carretera:** CM-2028 p.k. 22,50 **Provincia:** GUADALAJARA  
**Ubicación:** Aranzueque - Int. N-320  
**Año:** 2024  
**Tipo:** COBERTURA

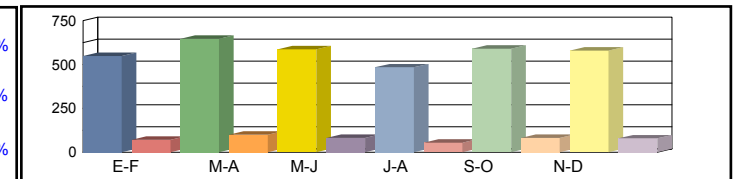
**Dirección General de Carreteras**

| Ene-Feb | Mar-Abr | May-Jun | Jul-Ago | Sep-Oct | Nov-Dic | IMD |
|---------|---------|---------|---------|---------|---------|-----|
|---------|---------|---------|---------|---------|---------|-----|

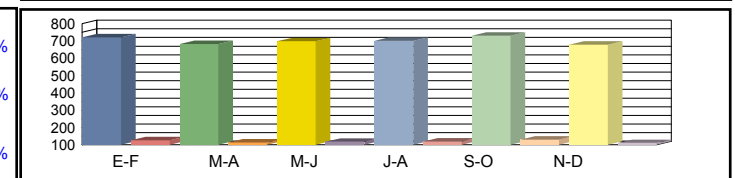
|                |         |                  |                  |                  |                  |                  |                   |                  |
|----------------|---------|------------------|------------------|------------------|------------------|------------------|-------------------|------------------|
| Media Domingos | 00h-24h | 414 <b>8,59%</b> | 480 <b>9,95%</b> | 453 <b>9,38%</b> | 410 <b>8,51%</b> | 433 <b>8,97%</b> | 511 <b>10,59%</b> | 450 <b>9,33%</b> |
|                | 06h-22h | 358 <b>7,53%</b> | 422 <b>8,87%</b> | 388 <b>8,15%</b> | 308 <b>6,47%</b> | 367 <b>7,72%</b> | 439 <b>9,22%</b>  | 380 <b>7,99%</b> |
|                | 08h-14h | 125 <b>6,33%</b> | 175 <b>8,89%</b> | 165 <b>8,38%</b> | 110 <b>5,58%</b> | 173 <b>8,78%</b> | 161 <b>8,18%</b>  | 152 <b>7,69%</b> |



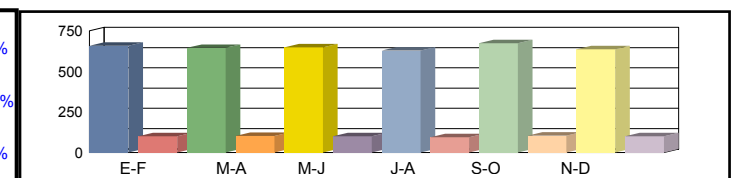
|               |         |                   |                   |                   |                   |                   |                   |                   |
|---------------|---------|-------------------|-------------------|-------------------|-------------------|-------------------|-------------------|-------------------|
| Media Sábados | 00h-24h | 549 <b>11,38%</b> | 646 <b>13,40%</b> | 587 <b>12,16%</b> | 484 <b>10,04%</b> | 591 <b>12,26%</b> | 579 <b>12,01%</b> | 573 <b>11,87%</b> |
|               | 06h-22h | 471 <b>9,90%</b>  | 548 <b>11,51%</b> | 495 <b>10,40%</b> | 376 <b>7,91%</b>  | 518 <b>10,89%</b> | 496 <b>10,42%</b> | 484 <b>10,17%</b> |
|               | 08h-14h | 245 <b>12,44%</b> | 290 <b>14,74%</b> | 245 <b>12,46%</b> | 172 <b>8,74%</b>  | 264 <b>13,39%</b> | 213 <b>10,82%</b> | 238 <b>12,10%</b> |



|                 |         |                   |                   |                   |                   |                   |                   |                   |
|-----------------|---------|-------------------|-------------------|-------------------|-------------------|-------------------|-------------------|-------------------|
| Media Laborales | 00h-24h | 721 <b>14,95%</b> | 683 <b>14,17%</b> | 698 <b>14,47%</b> | 701 <b>14,52%</b> | 730 <b>15,13%</b> | 678 <b>14,05%</b> | 702 <b>14,55%</b> |
|                 | 06h-22h | 639 <b>13,43%</b> | 600 <b>12,61%</b> | 617 <b>12,97%</b> | 618 <b>12,99%</b> | 648 <b>13,63%</b> | 597 <b>12,55%</b> | 620 <b>13,03%</b> |
|                 | 08h-14h | 310 <b>15,72%</b> | 262 <b>13,30%</b> | 270 <b>13,70%</b> | 284 <b>14,40%</b> | 259 <b>13,15%</b> | 249 <b>12,65%</b> | 272 <b>13,82%</b> |



|              |         |                   |                   |                   |                   |                   |                   |                          |
|--------------|---------|-------------------|-------------------|-------------------|-------------------|-------------------|-------------------|--------------------------|
| Media Diaria | 00h-24h | 657 <b>13,19%</b> | 645 <b>13,67%</b> | 647 <b>13,41%</b> | 629 <b>12,99%</b> | 674 <b>13,37%</b> | 636 <b>13,56%</b> | <b>648</b> <b>13,36%</b> |
|              | 06h-22h | 579 <b>11,75%</b> | 563 <b>12,17%</b> | 567 <b>11,91%</b> | 539 <b>11,31%</b> | 596 <b>11,92%</b> | 556 <b>12,07%</b> | <b>567</b> <b>11,86%</b> |
|              | 08h-14h | 282 <b>12,47%</b> | 252 <b>13,16%</b> | 252 <b>12,77%</b> | 245 <b>11,83%</b> | 245 <b>12,96%</b> | 227 <b>12,50%</b> | <b>250</b> <b>12,62%</b> |



|              |   |  |  |  |  |  |  |  |
|--------------|---|--|--|--|--|--|--|--|
| Coeficientes | N |  |  |  |  |  |  |  |
|              | L |  |  |  |  |  |  |  |
| Coeficiente  | S |  |  |  |  |  |  |  |

Los datos en color negro corresponden al total de vehículos y los datos en color azul corresponden a vehículos pesados (en %)



Castilla-La Mancha

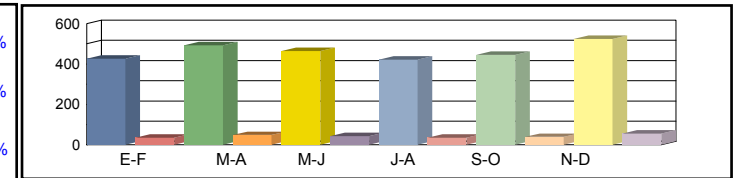
Consejería de Fomento

**Estación:** GU-4g  
**Carretera:** CM-2028 p.k. 10,50 **Provincia:** GUADALAJARA  
**Ubicación:** Int CM 2001 -Aranzueque  
**Año:** 2024  
**Tipo:** COBERTURA

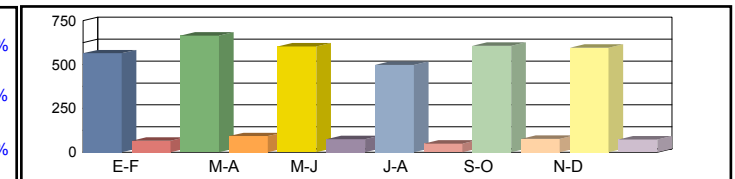
Dirección General de Carreteras

|  | Ene-Feb | Mar-Abr | May-Jun | Jul-Ago | Sep-Oct | Nov-Dic | IMD |
|--|---------|---------|---------|---------|---------|---------|-----|
|--|---------|---------|---------|---------|---------|---------|-----|

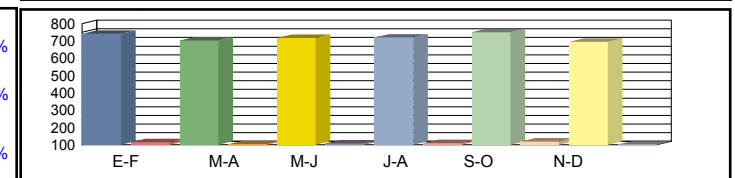
|                |         |                  |                  |                  |                  |                  |                  |                  |
|----------------|---------|------------------|------------------|------------------|------------------|------------------|------------------|------------------|
| Media Domingos | 00h-24h | 426 <b>7,78%</b> | 493 <b>9,01%</b> | 465 <b>8,50%</b> | 422 <b>7,71%</b> | 445 <b>8,13%</b> | 525 <b>9,59%</b> | 463 <b>8,45%</b> |
|                | 06h-22h | 359 <b>7,33%</b> | 423 <b>8,64%</b> | 388 <b>7,93%</b> | 308 <b>6,29%</b> | 368 <b>7,51%</b> | 439 <b>8,97%</b> | 381 <b>7,78%</b> |
|                | 08h-14h | 120 <b>5,53%</b> | 168 <b>7,77%</b> | 158 <b>7,32%</b> | 105 <b>4,87%</b> | 166 <b>7,67%</b> | 155 <b>7,14%</b> | 145 <b>6,72%</b> |



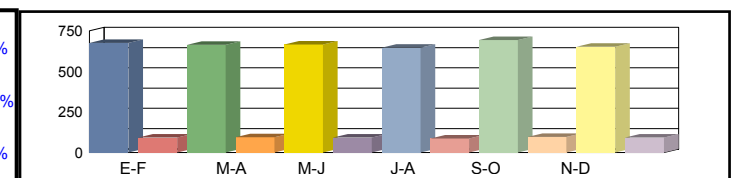
|               |         |                   |                   |                   |                  |                   |                   |                   |
|---------------|---------|-------------------|-------------------|-------------------|------------------|-------------------|-------------------|-------------------|
| Media Sábados | 00h-24h | 564 <b>10,31%</b> | 664 <b>12,14%</b> | 603 <b>11,02%</b> | 498 <b>9,10%</b> | 607 <b>11,10%</b> | 595 <b>10,88%</b> | 588 <b>10,76%</b> |
|               | 06h-22h | 472 <b>9,63%</b>  | 549 <b>11,20%</b> | 496 <b>10,12%</b> | 377 <b>7,70%</b> | 519 <b>10,60%</b> | 497 <b>10,14%</b> | 485 <b>9,90%</b>  |
|               | 08h-14h | 235 <b>10,87%</b> | 279 <b>12,87%</b> | 235 <b>10,88%</b> | 165 <b>7,64%</b> | 253 <b>11,69%</b> | 205 <b>9,45%</b>  | 229 <b>10,57%</b> |



|                 |         |                   |                   |                   |                   |                   |                   |                   |
|-----------------|---------|-------------------|-------------------|-------------------|-------------------|-------------------|-------------------|-------------------|
| Media Laborales | 00h-24h | 741 <b>13,54%</b> | 702 <b>12,83%</b> | 717 <b>13,11%</b> | 720 <b>13,16%</b> | 750 <b>13,71%</b> | 696 <b>12,73%</b> | 721 <b>13,18%</b> |
|                 | 06h-22h | 640 <b>13,07%</b> | 601 <b>12,28%</b> | 618 <b>12,62%</b> | 619 <b>12,64%</b> | 650 <b>13,27%</b> | 598 <b>12,22%</b> | 621 <b>12,68%</b> |
|                 | 08h-14h | 297 <b>13,73%</b> | 251 <b>11,62%</b> | 259 <b>11,97%</b> | 272 <b>12,58%</b> | 248 <b>11,48%</b> | 239 <b>11,05%</b> | 261 <b>12,07%</b> |



|              |         |                   |                   |                   |                   |                   |                   |                          |
|--------------|---------|-------------------|-------------------|-------------------|-------------------|-------------------|-------------------|--------------------------|
| Media Diaria | 00h-24h | 675 <b>11,95%</b> | 663 <b>12,39%</b> | 665 <b>12,15%</b> | 646 <b>11,77%</b> | 693 <b>12,11%</b> | 652 <b>12,29%</b> | <b>666</b> <b>12,11%</b> |
|              | 06h-22h | 580 <b>11,44%</b> | 564 <b>11,85%</b> | 568 <b>11,59%</b> | 540 <b>11,01%</b> | 598 <b>11,60%</b> | 557 <b>11,75%</b> | <b>568</b> <b>11,54%</b> |
|              | 08h-14h | 270 <b>10,89%</b> | 241 <b>11,50%</b> | 241 <b>11,15%</b> | 235 <b>10,34%</b> | 234 <b>11,32%</b> | 218 <b>10,92%</b> | <b>240</b> <b>11,02%</b> |



|              |   |  |  |  |  |  |  |  |
|--------------|---|--|--|--|--|--|--|--|
| Coeficientes | N |  |  |  |  |  |  |  |
|              | L |  |  |  |  |  |  |  |
| Coeficiente  | S |  |  |  |  |  |  |  |

Los datos en color negro corresponden al total de vehículos y los datos en color azul corresponden a vehículos pesados (en %)



Castilla-La Mancha

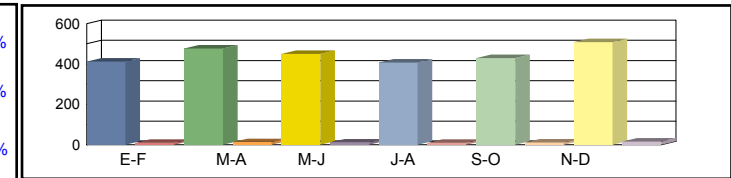
Consejería de Fomento

**Estación:** GU-4h  
**Carretera:** CM-2027 p.k. 6,00 **Provincia:** GUADALAJARA  
**Ubicación:** Pozo de Guadalajara - Aranzueque  
**Año:** 2024  
**Tipo:** COBERTURA

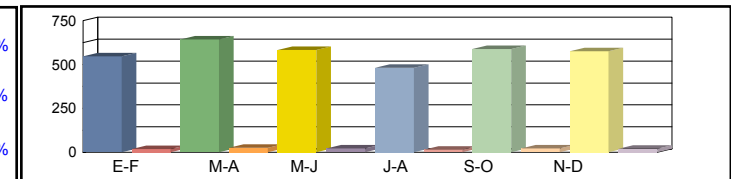
Dirección General de Carreteras

|  | Ene-Feb | Mar-Abr | May-Jun | Jul-Ago | Sep-Oct | Nov-Dic | IMD |
|--|---------|---------|---------|---------|---------|---------|-----|
|--|---------|---------|---------|---------|---------|---------|-----|

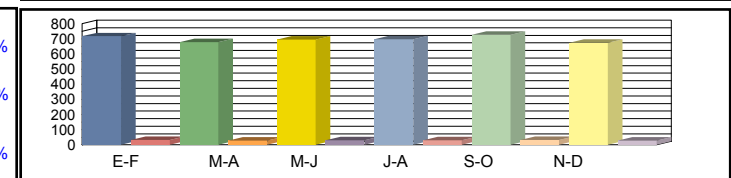
|                |         |                  |                  |                  |                  |                  |                  |                  |
|----------------|---------|------------------|------------------|------------------|------------------|------------------|------------------|------------------|
| Media Domingos | 00h-24h | 412 <b>2,48%</b> | 477 <b>2,87%</b> | 450 <b>2,71%</b> | 408 <b>2,46%</b> | 430 <b>2,59%</b> | 508 <b>3,06%</b> | 448 <b>2,69%</b> |
|                | 06h-22h | 362 <b>2,33%</b> | 427 <b>2,74%</b> | 392 <b>2,52%</b> | 311 <b>2,00%</b> | 371 <b>2,38%</b> | 444 <b>2,85%</b> | 384 <b>2,47%</b> |
|                | 08h-14h | 133 <b>1,13%</b> | 186 <b>1,58%</b> | 175 <b>1,49%</b> | 117 <b>0,99%</b> | 184 <b>1,56%</b> | 171 <b>1,46%</b> | 161 <b>1,37%</b> |



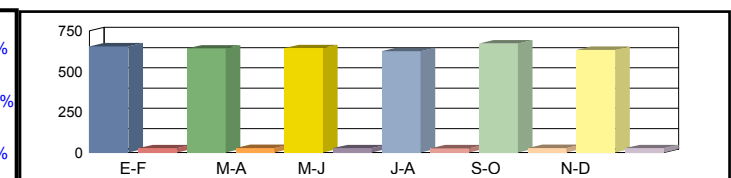
|               |         |                  |                  |                  |                  |                  |                  |                  |
|---------------|---------|------------------|------------------|------------------|------------------|------------------|------------------|------------------|
| Media Sábados | 00h-24h | 546 <b>3,29%</b> | 643 <b>3,87%</b> | 583 <b>3,51%</b> | 482 <b>2,90%</b> | 588 <b>3,54%</b> | 576 <b>3,47%</b> | 570 <b>3,43%</b> |
|               | 06h-22h | 476 <b>3,06%</b> | 554 <b>3,56%</b> | 500 <b>3,21%</b> | 380 <b>2,44%</b> | 524 <b>3,36%</b> | 501 <b>3,22%</b> | 489 <b>3,14%</b> |
|               | 08h-14h | 261 <b>2,21%</b> | 309 <b>2,62%</b> | 261 <b>2,22%</b> | 183 <b>1,56%</b> | 280 <b>2,38%</b> | 227 <b>1,93%</b> | 254 <b>2,15%</b> |



|                 |         |                  |                  |                  |                  |                  |                  |                  |
|-----------------|---------|------------------|------------------|------------------|------------------|------------------|------------------|------------------|
| Media Laborales | 00h-24h | 717 <b>4,32%</b> | 679 <b>4,09%</b> | 694 <b>4,18%</b> | 697 <b>4,19%</b> | 726 <b>4,37%</b> | 674 <b>4,06%</b> | 698 <b>4,20%</b> |
|                 | 06h-22h | 646 <b>4,15%</b> | 607 <b>3,90%</b> | 624 <b>4,01%</b> | 625 <b>4,01%</b> | 656 <b>4,21%</b> | 604 <b>3,88%</b> | 627 <b>4,03%</b> |
|                 | 08h-14h | 329 <b>2,80%</b> | 279 <b>2,37%</b> | 287 <b>2,44%</b> | 302 <b>2,56%</b> | 275 <b>2,34%</b> | 265 <b>2,25%</b> | 290 <b>2,46%</b> |



|              |         |                  |                  |                  |                  |                  |                  |                         |
|--------------|---------|------------------|------------------|------------------|------------------|------------------|------------------|-------------------------|
| Media Diaria | 00h-24h | 654 <b>3,81%</b> | 641 <b>3,95%</b> | 643 <b>3,87%</b> | 625 <b>3,75%</b> | 671 <b>3,86%</b> | 632 <b>3,92%</b> | <b>644</b> <b>3,86%</b> |
|              | 06h-22h | 585 <b>3,63%</b> | 570 <b>3,76%</b> | 573 <b>3,68%</b> | 545 <b>3,50%</b> | 603 <b>3,68%</b> | 562 <b>3,73%</b> | <b>573</b> <b>3,66%</b> |
|              | 08h-14h | 299 <b>2,22%</b> | 268 <b>2,34%</b> | 267 <b>2,27%</b> | 261 <b>2,11%</b> | 260 <b>2,31%</b> | 242 <b>2,23%</b> | <b>266</b> <b>2,25%</b> |



|              |   |  |  |  |  |  |  |  |
|--------------|---|--|--|--|--|--|--|--|
| Coeficientes | N |  |  |  |  |  |  |  |
|              | L |  |  |  |  |  |  |  |
| Coeficiente  | S |  |  |  |  |  |  |  |

Los datos en color negro corresponden al total de vehículos y los datos en color azul corresponden a vehículos pesados (en %)





Castilla-La Mancha

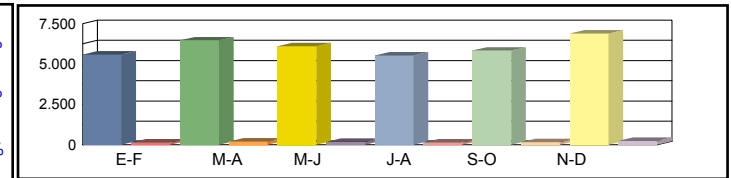
Consejería de Fomento

Estación: GU-4i  
 Carretera: CM-2004 p.k. 19,00 Provincia: GUADALAJARA  
 Ubicación: Pozo de Guadalajara - Pioz  
 Año: 2024  
 Tipo: COBERTURA

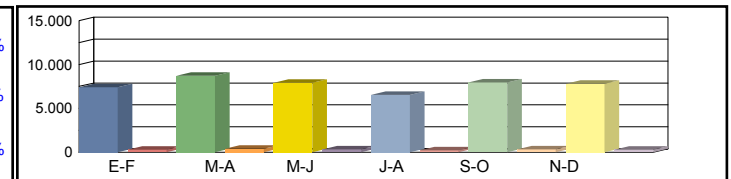
Dirección General de Carreteras

| Ene-Feb | Mar-Abr | May-Jun | Jul-Ago | Sep-Oct | Nov-Dic | IMD |
|---------|---------|---------|---------|---------|---------|-----|
|---------|---------|---------|---------|---------|---------|-----|

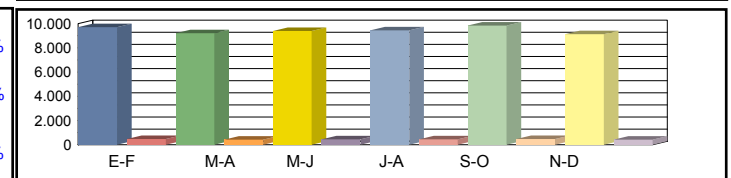
|                |         |                    |                    |                    |                    |                    |                    |                    |
|----------------|---------|--------------------|--------------------|--------------------|--------------------|--------------------|--------------------|--------------------|
| Media Domingos | 00h-24h | 5.584 <b>2,70%</b> | 6.466 <b>3,13%</b> | 6.099 <b>2,95%</b> | 5.531 <b>2,67%</b> | 5.835 <b>2,82%</b> | 6.883 <b>3,33%</b> | 6.066 <b>2,93%</b> |
|                | 06h-22h | 5.156 <b>2,63%</b> | 6.076 <b>3,10%</b> | 5.583 <b>2,85%</b> | 4.429 <b>2,26%</b> | 5.286 <b>2,70%</b> | 6.314 <b>3,23%</b> | 5.474 <b>2,80%</b> |
|                | 08h-14h | 1.832 <b>2,27%</b> | 2.573 <b>3,19%</b> | 2.424 <b>3,01%</b> | 1.614 <b>2,00%</b> | 2.541 <b>3,15%</b> | 2.366 <b>2,94%</b> | 2.225 <b>2,76%</b> |



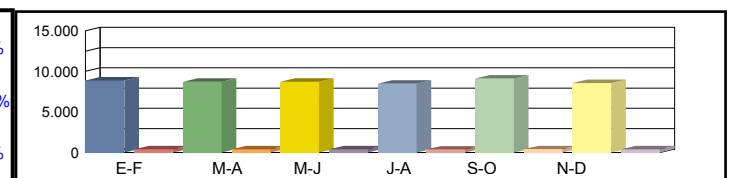
|               |         |                    |                    |                    |                    |                    |                    |                    |
|---------------|---------|--------------------|--------------------|--------------------|--------------------|--------------------|--------------------|--------------------|
| Media Sábados | 00h-24h | 7.400 <b>3,58%</b> | 8.711 <b>4,21%</b> | 7.907 <b>3,82%</b> | 6.528 <b>3,16%</b> | 7.968 <b>3,85%</b> | 7.806 <b>3,77%</b> | 7.720 <b>3,73%</b> |
|               | 06h-22h | 6.778 <b>3,46%</b> | 7.884 <b>4,03%</b> | 7.121 <b>3,64%</b> | 5.415 <b>2,77%</b> | 7.457 <b>3,81%</b> | 7.137 <b>3,65%</b> | 6.965 <b>3,56%</b> |
|               | 08h-14h | 3.600 <b>4,47%</b> | 4.263 <b>5,29%</b> | 3.604 <b>4,47%</b> | 2.529 <b>3,14%</b> | 3.872 <b>4,80%</b> | 3.131 <b>3,88%</b> | 3.500 <b>4,34%</b> |



|                 |         |                    |                    |                    |                    |                    |                    |                    |
|-----------------|---------|--------------------|--------------------|--------------------|--------------------|--------------------|--------------------|--------------------|
| Media Laborales | 00h-24h | 9.717 <b>4,70%</b> | 9.210 <b>4,45%</b> | 9.408 <b>4,55%</b> | 9.443 <b>4,57%</b> | 9.838 <b>4,76%</b> | 9.133 <b>4,42%</b> | 9.458 <b>4,57%</b> |
|                 | 06h-22h | 9.196 <b>4,70%</b> | 8.638 <b>4,41%</b> | 8.881 <b>4,54%</b> | 8.896 <b>4,55%</b> | 9.334 <b>4,77%</b> | 8.598 <b>4,39%</b> | 8.924 <b>4,56%</b> |
|                 | 08h-14h | 4.547 <b>5,64%</b> | 3.848 <b>4,78%</b> | 3.964 <b>4,92%</b> | 4.165 <b>5,17%</b> | 3.803 <b>4,72%</b> | 3.658 <b>4,54%</b> | 3.998 <b>4,96%</b> |



|              |         |                    |                    |                    |                    |                    |                    |                           |
|--------------|---------|--------------------|--------------------|--------------------|--------------------|--------------------|--------------------|---------------------------|
| Media Diaria | 00h-24h | 8.857 <b>4,15%</b> | 8.701 <b>4,30%</b> | 8.721 <b>4,22%</b> | 8.474 <b>4,08%</b> | 9.089 <b>4,20%</b> | 8.561 <b>4,26%</b> | <b>8.734</b> <b>4,20%</b> |
|              | 06h-22h | 8.334 <b>4,11%</b> | 8.110 <b>4,26%</b> | 8.158 <b>4,17%</b> | 7.763 <b>3,96%</b> | 8.581 <b>4,17%</b> | 8.002 <b>4,22%</b> | <b>8.158</b> <b>4,15%</b> |
|              | 08h-14h | 4.138 <b>4,48%</b> | 3.696 <b>4,73%</b> | 3.693 <b>4,58%</b> | 3.597 <b>4,25%</b> | 3.595 <b>4,65%</b> | 3.337 <b>4,49%</b> | <b>3.676</b> <b>4,53%</b> |



|              |   |  |  |  |  |  |  |  |
|--------------|---|--|--|--|--|--|--|--|
| Coeficientes | N |  |  |  |  |  |  |  |
|              | L |  |  |  |  |  |  |  |
| Coeficiente  | S |  |  |  |  |  |  |  |

Los datos en color negro corresponden al total de vehículos y los datos en color azul corresponden a vehículos pesados (en %)



Castilla-La Mancha

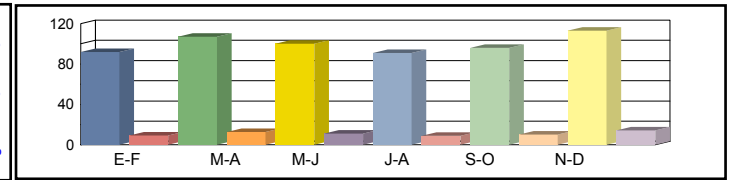
Consejería de Fomento

Estación: GU-4j  
 Carretera: CM-2055 p.k. 3,00 Provincia: GUADALAJARA  
 Ubicación: Int CM-2028 - Renera  
 Año: 2024  
 Tipo: COBERTURA

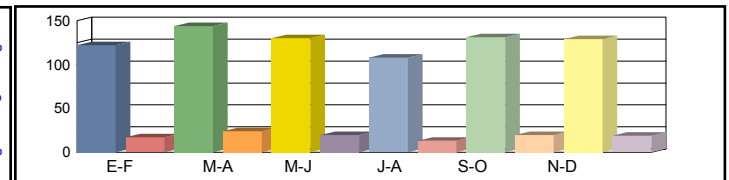
Dirección General de Carreteras

| Ene-Feb | Mar-Abr | May-Jun | Jul-Ago | Sep-Oct | Nov-Dic | IMD |
|---------|---------|---------|---------|---------|---------|-----|
|---------|---------|---------|---------|---------|---------|-----|

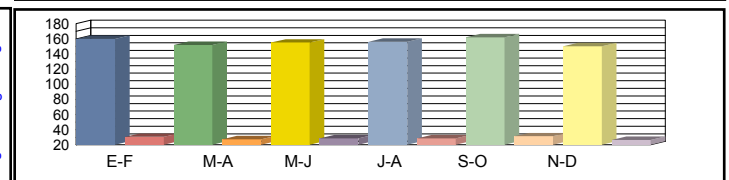
|                |         |          |            |            |          |           |            |           |
|----------------|---------|----------|------------|------------|----------|-----------|------------|-----------|
| Media Domingos | 00h-24h | 92 9,19% | 107 10,64% | 100 10,04% | 91 9,10% | 96 9,60%  | 113 11,33% | 100 9,98% |
|                | 06h-22h | 67 7,57% | 79 8,92%   | 72 8,20%   | 57 6,50% | 68 7,76%  | 82 9,27%   | 71 8,04%  |
|                | 08h-14h | 17 8,74% | 24 12,28%  | 23 11,57%  | 15 7,71% | 24 12,13% | 22 11,29%  | 21 10,62% |



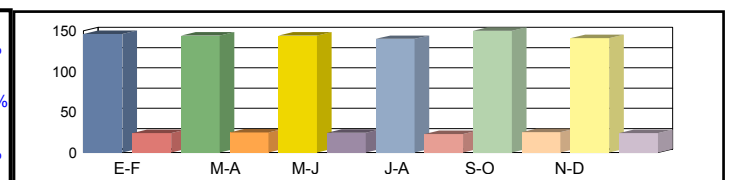
|               |         |            |            |            |            |            |            |            |
|---------------|---------|------------|------------|------------|------------|------------|------------|------------|
| Media Sábados | 00h-24h | 122 12,18% | 144 14,34% | 130 13,01% | 108 10,74% | 131 13,11% | 129 12,85% | 127 12,71% |
|               | 06h-22h | 88 9,95%   | 102 11,58% | 92 10,46%  | 70 7,95%   | 97 10,95%  | 92 10,48%  | 90 10,23%  |
|               | 08h-14h | 34 17,18%  | 40 20,34%  | 34 17,20%  | 24 12,07%  | 36 18,48%  | 29 14,94%  | 33 16,70%  |



|                 |         |            |            |            |            |            |            |            |
|-----------------|---------|------------|------------|------------|------------|------------|------------|------------|
| Media Laborales | 00h-24h | 160 15,99% | 152 15,16% | 155 15,48% | 156 15,54% | 162 16,19% | 150 15,03% | 156 15,57% |
|                 | 06h-22h | 119 13,51% | 112 12,69% | 115 13,04% | 115 13,07% | 121 13,71% | 111 12,63% | 116 13,11% |
|                 | 08h-14h | 42 21,70%  | 36 18,36%  | 37 18,92%  | 39 19,88%  | 35 18,15%  | 34 17,46%  | 37 19,08%  |



|              |         |            |            |            |            |            |            |            |
|--------------|---------|------------|------------|------------|------------|------------|------------|------------|
| Media Diaria | 00h-24h | 146 14,11% | 144 14,63% | 144 14,35% | 140 13,90% | 150 14,31% | 141 14,51% | 144 14,30% |
|              | 06h-22h | 108 11,82% | 105 12,25% | 106 11,98% | 100 11,38% | 111 11,99% | 103 12,14% | 106 11,93% |
|              | 08h-14h | 38 17,22%  | 35 18,17%  | 34 17,62%  | 34 16,34%  | 33 17,89%  | 31 17,26%  | 34 17,42%  |



|              |   |  |  |  |  |  |  |  |
|--------------|---|--|--|--|--|--|--|--|
| Coeficientes | N |  |  |  |  |  |  |  |
|              | L |  |  |  |  |  |  |  |
| Coeficiente  | S |  |  |  |  |  |  |  |

Los datos en color negro corresponden al total de vehículos y los datos en color azul corresponden a vehículos pesados (en %)



**Castilla-La Mancha**

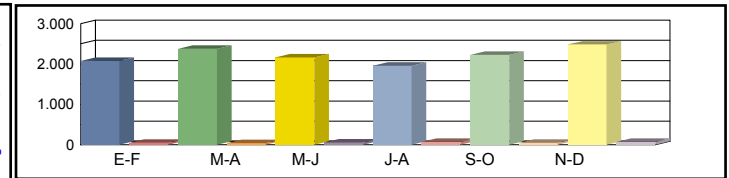
Consejería de Fomento

**Estación:** GU-4m  
**Carretera:** CM-2004 p.k. 10,80 **Provincia:** GUADALAJARA  
**Ubicación:** Chiloeches - Pozo de Guadalajara  
**Año:** 2024  
**Tipo:** PRIMARIA

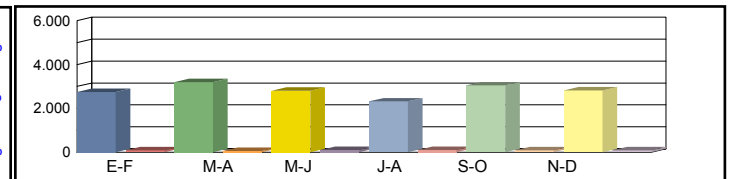
**Dirección General de Carreteras**

| Ene-Feb | Mar-Abr | May-Jun | Jul-Ago | Sep-Oct | Nov-Dic | IMD |
|---------|---------|---------|---------|---------|---------|-----|
|---------|---------|---------|---------|---------|---------|-----|

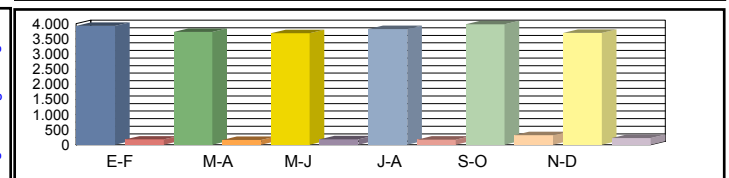
|                  |                    |                    |                    |                    |                    |                    |                    |
|------------------|--------------------|--------------------|--------------------|--------------------|--------------------|--------------------|--------------------|
| Media 00h-24h    | 2.075 <b>2,51%</b> | 2.376 <b>1,89%</b> | 2.166 <b>2,72%</b> | 1.963 <b>3,57%</b> | 2.229 <b>2,24%</b> | 2.484 <b>2,86%</b> | 2.216 <b>2,63%</b> |
| Domingos 06h-22h | 1.885 <b>2,23%</b> | 2.175 <b>1,33%</b> | 1.945 <b>1,65%</b> | 1.504 <b>3,92%</b> | 1.994 <b>1,81%</b> | 2.226 <b>2,16%</b> | 1.955 <b>2,18%</b> |
| 08h-14h          | 659 <b>2,58%</b>   | 836 <b>1,67%</b>   | 741 <b>1,35%</b>   | 503 <b>3,98%</b>   | 800 <b>2,25%</b>   | 687 <b>3,35%</b>   | 704 <b>2,53%</b>   |



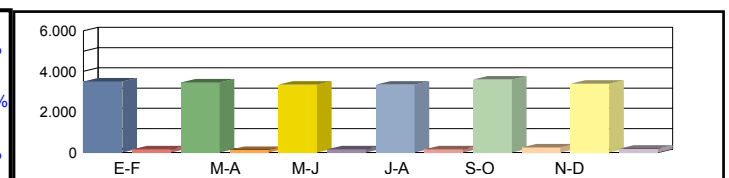
|                 |                    |                    |                    |                    |                    |                    |                    |
|-----------------|--------------------|--------------------|--------------------|--------------------|--------------------|--------------------|--------------------|
| Media 00h-24h   | 2.750 <b>3,16%</b> | 3.201 <b>1,72%</b> | 2.808 <b>3,42%</b> | 2.317 <b>4,32%</b> | 3.044 <b>2,63%</b> | 2.817 <b>3,12%</b> | 2.823 <b>3,06%</b> |
| Sábados 06h-22h | 2.478 <b>2,70%</b> | 2.822 <b>1,42%</b> | 2.481 <b>3,06%</b> | 1.839 <b>4,57%</b> | 2.813 <b>2,31%</b> | 2.516 <b>3,10%</b> | 2.492 <b>2,86%</b> |
| 08h-14h         | 1.295 <b>2,32%</b> | 1.385 <b>1,16%</b> | 1.102 <b>3,45%</b> | 788 <b>3,43%</b>   | 1.219 <b>2,13%</b> | 909 <b>4,51%</b>   | 1.116 <b>2,83%</b> |



|                   |                    |                    |                    |                    |                     |                    |                    |
|-------------------|--------------------|--------------------|--------------------|--------------------|---------------------|--------------------|--------------------|
| Media 00h-24h     | 3.929 <b>4,33%</b> | 3.724 <b>4,14%</b> | 3.684 <b>4,64%</b> | 3.818 <b>4,24%</b> | 3.978 <b>7,42%</b>  | 3.693 <b>5,82%</b> | 3.804 <b>5,10%</b> |
| Laborales 06h-22h | 3.674 <b>3,81%</b> | 3.451 <b>4,14%</b> | 3.446 <b>4,21%</b> | 3.554 <b>3,91%</b> | 3.729 <b>7,19%</b>  | 3.435 <b>5,59%</b> | 3.548 <b>4,81%</b> |
| 08h-14h           | 1.606 <b>4,48%</b> | 1.359 <b>5,37%</b> | 1.328 <b>4,29%</b> | 1.471 <b>4,01%</b> | 1.343 <b>10,28%</b> | 1.292 <b>7,89%</b> | 1.400 <b>6,05%</b> |



|                |                    |                    |                    |                    |                    |                    |                           |
|----------------|--------------------|--------------------|--------------------|--------------------|--------------------|--------------------|---------------------------|
| Media 00h-24h  | 3.496 <b>4,03%</b> | 3.457 <b>3,59%</b> | 3.341 <b>4,31%</b> | 3.339 <b>4,19%</b> | 3.594 <b>6,37%</b> | 3.395 <b>5,18%</b> | <b>3.437</b> <b>4,61%</b> |
| Diaria 06h-22h | 3.247 <b>3,54%</b> | 3.179 <b>3,52%</b> | 3.094 <b>3,85%</b> | 3.016 <b>3,98%</b> | 3.350 <b>6,15%</b> | 3.131 <b>4,95%</b> | <b>3.170</b> <b>4,33%</b> |
| 08h-14h        | 1.426 <b>4,07%</b> | 1.288 <b>4,35%</b> | 1.212 <b>3,96%</b> | 1.235 <b>3,97%</b> | 1.248 <b>8,41%</b> | 1.151 <b>7,12%</b> | <b>1.260</b> <b>5,31%</b> |



|                |         |         |         |         |         |         |         |
|----------------|---------|---------|---------|---------|---------|---------|---------|
| Coeficientes N | 1,06941 | 1,07911 | 1,06907 | 1,07428 | 1,06677 | 1,07511 |         |
| L              | 0,96819 | 1,02148 | 1,03257 | 0,99633 | 0,95626 | 1,03006 |         |
| Coeficiente S  |         |         |         |         |         |         | 0,90352 |

Los datos en color negro corresponden al total de vehículos y los datos en color azul corresponden a vehículos pesados (en %)



Castilla-La Mancha

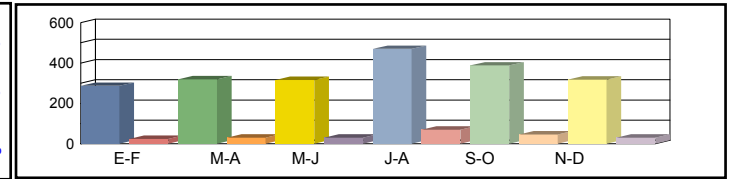
Consejería de Fomento

**Estación:** GU-4x  
**Carretera:** CM-2006 p.k. 17,00 **Provincia:** GUADALAJARA  
**Ubicación:** Int. CM-2055 - Int. N-320  
**Año:** 2024  
**Tipo:** COBERTURA

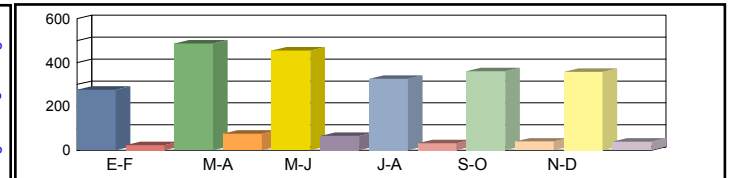
Dirección General de Carreteras

| Ene-Feb | Mar-Abr | May-Jun | Jul-Ago | Sep-Oct | Nov-Dic | IMD |
|---------|---------|---------|---------|---------|---------|-----|
|---------|---------|---------|---------|---------|---------|-----|

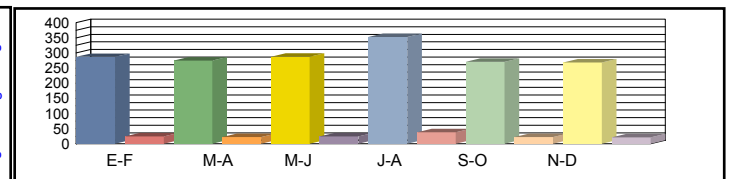
|          |         |           |           |           |            |            |           |           |
|----------|---------|-----------|-----------|-----------|------------|------------|-----------|-----------|
| Media    | 00h-24h | 287 7,95% | 319 8,84% | 316 8,77% | 470 13,02% | 388 10,77% | 318 8,81% | 350 9,70% |
| Domingos | 06h-22h | 193 7,55% | 220 8,62% | 219 8,60% | 328 12,86% | 278 10,90% | 227 8,91% | 244 9,57% |
|          | 08h-14h | 66 4,38%  | 86 5,72%  | 84 5,56%  | 100 6,66%  | 121 8,07%  | 82 5,42%  | 90 5,97%  |



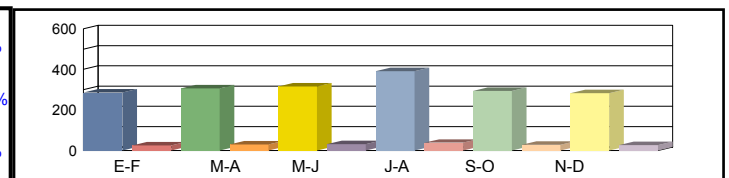
|         |         |           |            |            |            |            |           |            |
|---------|---------|-----------|------------|------------|------------|------------|-----------|------------|
| Media   | 00h-24h | 276 7,65% | 487 13,51% | 455 12,61% | 326 9,03%  | 360 9,99%  | 358 9,91% | 377 10,45% |
| Sábados | 06h-22h | 194 7,59% | 345 13,54% | 321 12,58% | 226 8,87%  | 255 10,00% | 248 9,74% | 265 10,39% |
|         | 08h-14h | 96 6,39%  | 213 14,19% | 164 10,92% | 151 10,02% | 118 7,84%  | 144 9,56% | 148 9,82%  |



|           |         |           |           |           |           |           |           |           |
|-----------|---------|-----------|-----------|-----------|-----------|-----------|-----------|-----------|
| Media     | 00h-24h | 287 7,97% | 275 7,61% | 288 7,99% | 353 9,78% | 271 7,50% | 269 7,46% | 290 8,05% |
| Laborales | 06h-22h | 199 7,82% | 193 7,58% | 202 7,92% | 245 9,59% | 192 7,51% | 188 7,38% | 203 7,97% |
|           | 08h-14h | 97 6,48%  | 86 5,71%  | 95 6,32%  | 117 7,75% | 87 5,81%  | 93 6,17%  | 96 6,37%  |



|        |         |           |           |           |           |           |           |           |
|--------|---------|-----------|-----------|-----------|-----------|-----------|-----------|-----------|
| Media  | 00h-24h | 285 7,93% | 306 8,90% | 316 8,76% | 391 8,85% | 294 8,67% | 282 8,38% | 312 8,58% |
| Diaria | 06h-22h | 196 7,82% | 215 8,82% | 221 8,68% | 271 8,76% | 210 8,64% | 198 8,32% | 218 8,51% |
|        | 08h-14h | 93 6,05%  | 100 7,36% | 103 6,87% | 128 6,89% | 93 6,78%  | 98 6,65%  | 102 6,77% |



|              |   |  |  |  |  |  |  |  |
|--------------|---|--|--|--|--|--|--|--|
| Coeficientes | N |  |  |  |  |  |  |  |
|              | L |  |  |  |  |  |  |  |
| Coeficiente  | S |  |  |  |  |  |  |  |

Los datos en color negro corresponden al total de vehículos y los datos en color azul corresponden a vehículos pesados (en %)



Castilla-La Mancha

Consejería de Fomento

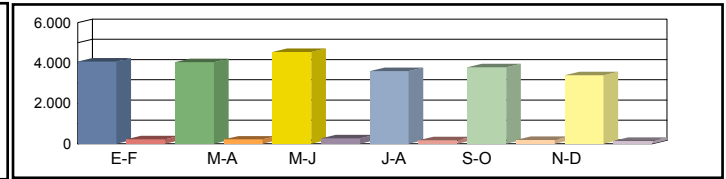
**Estación:** GU-8  
**Carretera:** CM-1008 p.k. 6,50 **Provincia:** GUADALAJARA  
**Ubicación:** Alovera - Cabanillas del Campo  
**Año:** 2024  
**Tipo:** COBERTURA

Dirección General de Carreteras

|  | Ene-Feb | Mar-Abr | May-Jun | Jul-Ago | Sep-Oct | Nov-Dic | IMD |
|--|---------|---------|---------|---------|---------|---------|-----|
|--|---------|---------|---------|---------|---------|---------|-----|

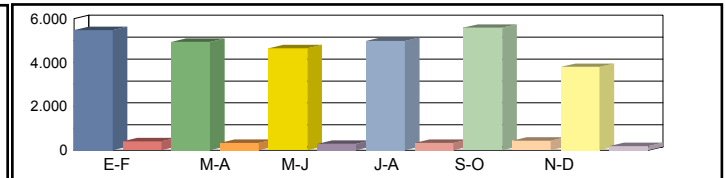
Media 00h-24h  
 Domingos 06h-22h  
 08h-14h

|       |       |       |       |       |       |       |       |       |       |       |       |       |       |
|-------|-------|-------|-------|-------|-------|-------|-------|-------|-------|-------|-------|-------|-------|
| 4.076 | 5,22% | 4.038 | 5,18% | 4.546 | 5,83% | 3.600 | 4,61% | 3.794 | 4,86% | 3.401 | 4,36% | 3.909 | 5,01% |
| 3.660 | 4,78% | 3.554 | 4,64% | 3.875 | 5,06% | 3.100 | 4,05% | 3.364 | 4,39% | 2.833 | 3,70% | 3.398 | 4,44% |
| 1.568 | 7,50% | 1.640 | 7,84% | 1.515 | 7,25% | 786   | 3,76% | 1.165 | 5,57% | 983   | 4,70% | 1.276 | 6,10% |



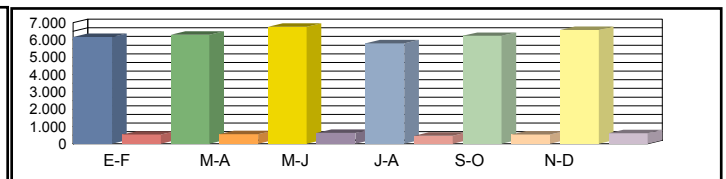
Media 00h-24h  
 Sábados 06h-22h  
 08h-14h

|       |       |       |        |       |        |       |       |       |        |       |       |       |        |
|-------|-------|-------|--------|-------|--------|-------|-------|-------|--------|-------|-------|-------|--------|
| 5.471 | 7,01% | 4.936 | 6,33%  | 4.652 | 5,96%  | 4.978 | 6,38% | 5.587 | 7,16%  | 3.799 | 4,87% | 4.904 | 6,29%  |
| 4.847 | 6,33% | 4.460 | 5,82%  | 4.269 | 5,57%  | 4.593 | 6,00% | 4.937 | 6,45%  | 3.412 | 4,46% | 4.420 | 5,77%  |
| 1.981 | 9,47% | 2.143 | 10,24% | 2.417 | 11,56% | 1.857 | 8,88% | 2.612 | 12,49% | 1.585 | 7,58% | 2.099 | 10,04% |



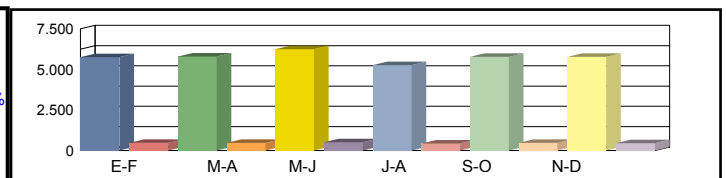
Media 00h-24h  
 Laborales 06h-22h  
 08h-14h

|       |        |       |        |       |        |       |        |       |        |       |        |       |        |
|-------|--------|-------|--------|-------|--------|-------|--------|-------|--------|-------|--------|-------|--------|
| 6.176 | 7,92%  | 6.308 | 8,08%  | 6.757 | 8,66%  | 5.799 | 7,43%  | 6.237 | 7,99%  | 6.583 | 8,44%  | 6.310 | 8,09%  |
| 6.068 | 7,92%  | 6.082 | 7,94%  | 6.528 | 8,52%  | 5.411 | 7,07%  | 5.969 | 7,79%  | 6.340 | 8,28%  | 6.066 | 7,92%  |
| 2.457 | 11,75% | 2.450 | 11,71% | 2.318 | 11,08% | 2.312 | 11,05% | 2.402 | 11,48% | 2.558 | 12,23% | 2.416 | 11,55% |



Media 00h-24h  
 Diaria 06h-22h  
 08h-14h

|       |        |       |        |       |        |       |        |       |        |       |        |              |        |
|-------|--------|-------|--------|-------|--------|-------|--------|-------|--------|-------|--------|--------------|--------|
| 5.747 | 7,52%  | 5.788 | 7,42%  | 6.234 | 7,46%  | 5.269 | 7,35%  | 5.780 | 7,49%  | 5.776 | 7,09%  | <b>5.766</b> | 7,39%  |
| 5.547 | 7,26%  | 5.489 | 7,17%  | 5.912 | 7,19%  | 4.843 | 7,11%  | 5.427 | 7,22%  | 5.459 | 6,84%  | <b>5.446</b> | 7,13%  |
| 2.263 | 10,79% | 2.290 | 10,95% | 2.187 | 11,05% | 2.008 | 10,17% | 2.245 | 10,95% | 2.210 | 10,12% | <b>2.200</b> | 10,67% |



Coeficientes N  
 L  
 Coeficiente S

|  |  |  |  |  |  |  |  |
|--|--|--|--|--|--|--|--|
|  |  |  |  |  |  |  |  |
|  |  |  |  |  |  |  |  |

Los datos en color negro corresponden al total de vehículos y los datos en color azul corresponden a vehículos pesados (en %)



Castilla-La Mancha

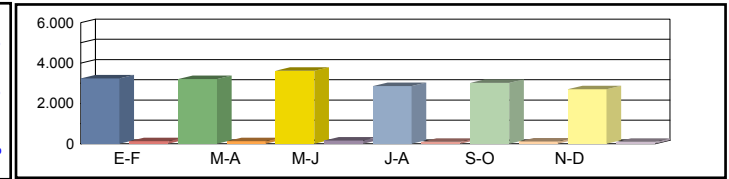
Consejería de Fomento

**Estación:** GU-8b  
**Carretera:** CM-1008 p.k. 13,00 **Provincia:** GUADALAJARA  
**Ubicación:** Cabanillas del campo - Marchamalo  
**Año:** 2024  
**Tipo:** COBERTURA

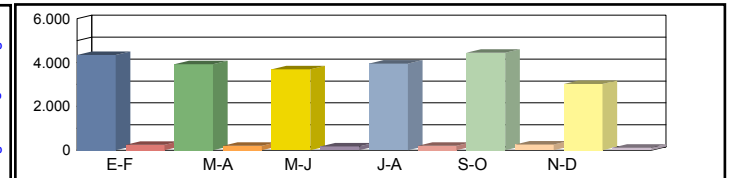
Dirección General de Carreteras

| Ene-Feb | Mar-Abr | May-Jun | Jul-Ago | Sep-Oct | Nov-Dic | IMD |
|---------|---------|---------|---------|---------|---------|-----|
|---------|---------|---------|---------|---------|---------|-----|

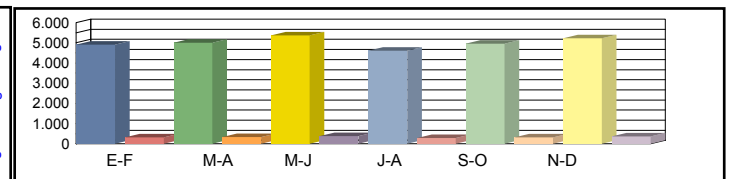
|          |         |       |       |       |       |       |       |       |       |       |       |       |       |       |       |
|----------|---------|-------|-------|-------|-------|-------|-------|-------|-------|-------|-------|-------|-------|-------|-------|
| Media    | 00h-24h | 3.240 | 4,06% | 3.210 | 4,02% | 3.613 | 4,53% | 2.861 | 3,59% | 3.016 | 3,78% | 2.703 | 3,39% | 3.107 | 3,89% |
| Domingos | 06h-22h | 2.849 | 3,77% | 2.767 | 3,67% | 3.017 | 4,00% | 2.414 | 3,20% | 2.619 | 3,47% | 2.206 | 2,92% | 2.645 | 3,50% |
|          | 08h-14h | 987   | 5,86% | 1.031 | 6,12% | 953   | 5,66% | 495   | 2,94% | 733   | 4,35% | 618   | 3,67% | 803   | 4,77% |



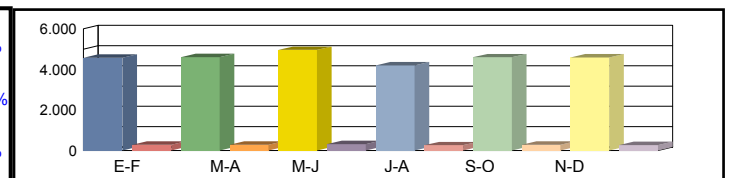
|         |         |       |       |       |       |       |       |       |       |       |       |       |       |       |       |
|---------|---------|-------|-------|-------|-------|-------|-------|-------|-------|-------|-------|-------|-------|-------|-------|
| Media   | 00h-24h | 4.349 | 5,45% | 3.923 | 4,92% | 3.697 | 4,63% | 3.957 | 4,96% | 4.441 | 5,56% | 3.020 | 3,78% | 3.898 | 4,88% |
| Sábados | 06h-22h | 3.774 | 5,00% | 3.473 | 4,60% | 3.324 | 4,40% | 3.576 | 4,74% | 3.844 | 5,09% | 2.657 | 3,52% | 3.441 | 4,56% |
|         | 08h-14h | 1.246 | 7,40% | 1.348 | 8,00% | 1.520 | 9,03% | 1.168 | 6,94% | 1.643 | 9,76% | 997   | 5,92% | 1.320 | 7,84% |



|           |         |       |       |       |       |       |       |       |       |       |       |       |       |       |       |
|-----------|---------|-------|-------|-------|-------|-------|-------|-------|-------|-------|-------|-------|-------|-------|-------|
| Media     | 00h-24h | 4.909 | 6,15% | 5.014 | 6,28% | 5.371 | 6,73% | 4.609 | 5,78% | 4.957 | 6,21% | 5.232 | 6,56% | 5.015 | 6,28% |
| Laborales | 06h-22h | 4.724 | 6,26% | 4.735 | 6,27% | 5.083 | 6,73% | 4.213 | 5,58% | 4.647 | 6,16% | 4.936 | 6,54% | 4.723 | 6,26% |
|           | 08h-14h | 1.546 | 9,18% | 1.541 | 9,15% | 1.458 | 8,66% | 1.454 | 8,63% | 1.511 | 8,97% | 1.609 | 9,55% | 1.520 | 9,02% |



|        |         |       |       |       |       |       |       |       |       |       |       |       |       |              |       |
|--------|---------|-------|-------|-------|-------|-------|-------|-------|-------|-------|-------|-------|-------|--------------|-------|
| Media  | 00h-24h | 4.568 | 5,85% | 4.600 | 5,76% | 4.955 | 5,80% | 4.188 | 5,71% | 4.594 | 5,82% | 4.590 | 5,51% | <b>4.582</b> | 5,74% |
| Diaria | 06h-22h | 4.318 | 5,73% | 4.274 | 5,66% | 4.603 | 5,68% | 3.771 | 5,61% | 4.225 | 5,70% | 4.250 | 5,40% | <b>4.240</b> | 5,63% |
|        | 08h-14h | 1.424 | 8,43% | 1.441 | 8,55% | 1.376 | 8,63% | 1.263 | 7,95% | 1.412 | 8,55% | 1.390 | 7,91% | <b>1.384</b> | 8,34% |



|              |   |  |  |  |  |  |  |
|--------------|---|--|--|--|--|--|--|
| Coeficientes | N |  |  |  |  |  |  |
|              | L |  |  |  |  |  |  |
| Coeficiente  | S |  |  |  |  |  |  |

Los datos en color negro corresponden al total de vehículos y los datos en color azul corresponden a vehículos pesados (en %)



Castilla-La Mancha

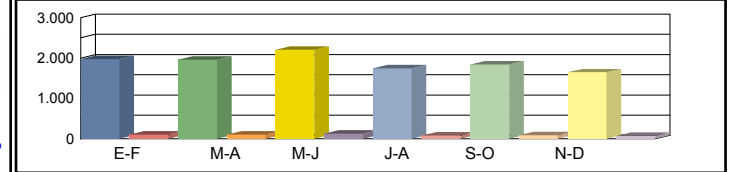
Consejería de Fomento

**Estación:** GU-8c  
**Carretera:** CM-1008 p.k. 18,50 **Provincia:** GUADALAJARA  
**Ubicación:** Marchamalo - Fontanar  
**Año:** 2024  
**Tipo:** COBERTURA

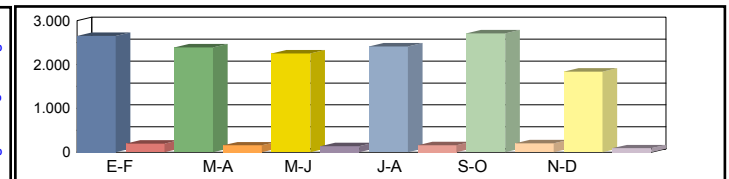
Dirección General de Carreteras

|  | Ene-Feb | Mar-Abr | May-Jun | Jul-Ago | Sep-Oct | Nov-Dic | IMD |
|--|---------|---------|---------|---------|---------|---------|-----|
|--|---------|---------|---------|---------|---------|---------|-----|

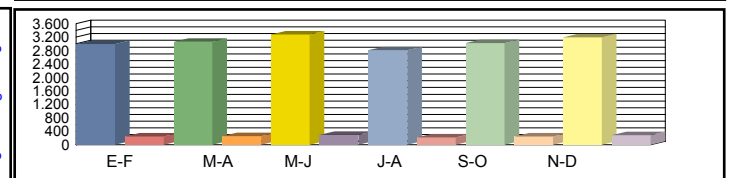
|                |         |             |             |             |             |             |             |             |
|----------------|---------|-------------|-------------|-------------|-------------|-------------|-------------|-------------|
| Media Domingos | 00h-24h | 1.976 5,05% | 1.957 5,00% | 2.203 5,63% | 1.744 4,46% | 1.839 4,70% | 1.648 4,22% | 1.894 4,85% |
|                | 06h-22h | 1.736 4,30% | 1.686 4,17% | 1.838 4,55% | 1.471 3,64% | 1.596 3,95% | 1.344 3,33% | 1.612 3,99% |
|                | 08h-14h | 514 8,13%   | 537 8,50%   | 497 7,86%   | 258 4,08%   | 382 6,04%   | 322 5,09%   | 418 6,62%   |



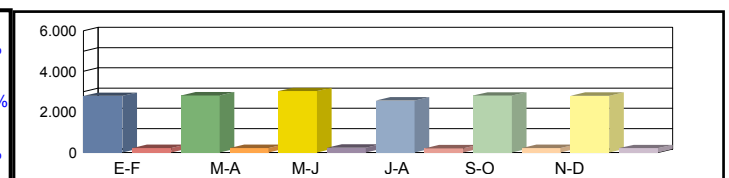
|               |         |             |             |             |             |             |             |             |
|---------------|---------|-------------|-------------|-------------|-------------|-------------|-------------|-------------|
| Media Sábados | 00h-24h | 2.651 6,78% | 2.392 6,12% | 2.254 5,77% | 2.413 6,17% | 2.707 6,92% | 1.841 4,71% | 2.376 6,08% |
|               | 06h-22h | 2.299 5,69% | 2.116 5,24% | 2.025 5,01% | 2.179 5,39% | 2.342 5,80% | 1.619 4,01% | 2.097 5,19% |
|               | 08h-14h | 649 10,27%  | 702 11,11%  | 792 12,53%  | 609 9,63%   | 856 13,54%  | 519 8,22%   | 688 10,88%  |



|                 |         |             |             |             |             |             |             |             |
|-----------------|---------|-------------|-------------|-------------|-------------|-------------|-------------|-------------|
| Media Laborales | 00h-24h | 2.993 7,65% | 3.057 7,82% | 3.275 8,37% | 2.810 7,19% | 3.022 7,73% | 3.190 8,16% | 3.058 7,82% |
|                 | 06h-22h | 2.878 7,12% | 2.885 7,14% | 3.097 7,66% | 2.567 6,35% | 2.831 7,01% | 3.007 7,44% | 2.878 7,12% |
|                 | 08h-14h | 805 12,74%  | 803 12,70%  | 760 12,02%  | 758 11,98%  | 787 12,45%  | 838 13,26%  | 792 12,53%  |



|              |         |             |             |             |             |             |             |                    |
|--------------|---------|-------------|-------------|-------------|-------------|-------------|-------------|--------------------|
| Media Diaria | 00h-24h | 2.785 7,27% | 2.805 7,17% | 3.021 7,21% | 2.553 7,10% | 2.801 7,25% | 2.799 6,86% | <b>2.794 7,14%</b> |
|              | 06h-22h | 2.631 6,53% | 2.604 6,44% | 2.805 6,47% | 2.297 6,39% | 2.574 6,49% | 2.589 6,15% | <b>2.583 6,41%</b> |
|              | 08h-14h | 742 11,70%  | 751 11,87%  | 717 11,99%  | 658 11,03%  | 735 11,87%  | 724 10,97%  | <b>721 11,57%</b>  |



|              |   |  |  |  |  |  |  |  |
|--------------|---|--|--|--|--|--|--|--|
| Coeficientes | N |  |  |  |  |  |  |  |
|              | L |  |  |  |  |  |  |  |
| Coeficiente  | S |  |  |  |  |  |  |  |

Los datos en color negro corresponden al total de vehículos y los datos en color azul corresponden a vehículos pesados (en %)



**Castilla-La Mancha**

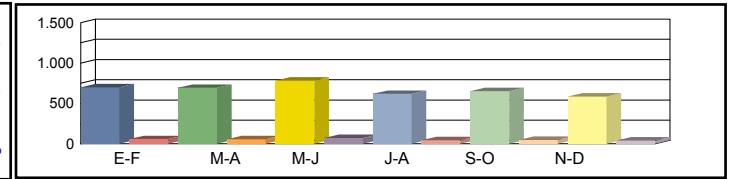
Consejería de Fomento

**Estación:** GU-8d  
**Carretera:** CM-1008 p.k. 24,80 **Provincia:** GUADALAJARA  
**Ubicación:** Fontanar - Yunquera de Henares  
**Año:** 2024  
**Tipo:** COBERTURA

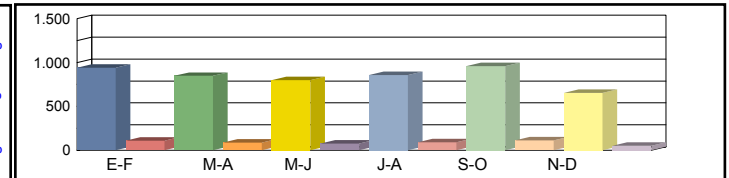
**Dirección General de Carreteras**

| Ene-Feb | Mar-Abr | May-Jun | Jul-Ago | Sep-Oct | Nov-Dic | IMD |
|---------|---------|---------|---------|---------|---------|-----|
|---------|---------|---------|---------|---------|---------|-----|

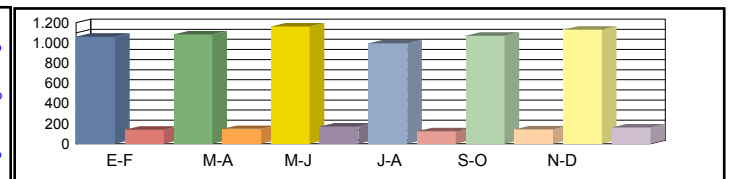
|          |         |            |            |            |           |           |           |           |
|----------|---------|------------|------------|------------|-----------|-----------|-----------|-----------|
| Media    | 00h-24h | 701 7,75%  | 694 7,68%  | 781 8,64%  | 619 6,84% | 652 7,21% | 584 6,47% | 672 7,43% |
| Domingos | 06h-22h | 593 7,20%  | 576 6,99%  | 628 7,62%  | 503 6,10% | 545 6,62% | 459 5,57% | 551 6,69% |
|          | 08h-14h | 227 11,21% | 237 11,72% | 219 10,83% | 114 5,62% | 168 8,33% | 142 7,02% | 184 9,12% |



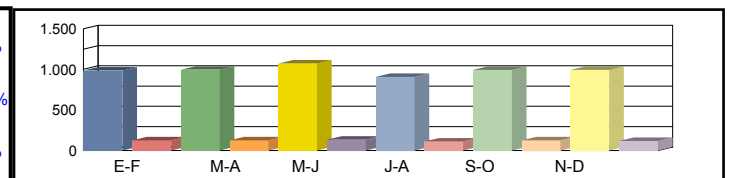
|         |         |            |            |            |            |            |            |            |
|---------|---------|------------|------------|------------|------------|------------|------------|------------|
| Media   | 00h-24h | 940 10,40% | 848 9,38%  | 799 8,84%  | 856 9,46%  | 960 10,62% | 653 7,22%  | 843 9,32%  |
| Sábados | 06h-22h | 786 9,54%  | 723 8,78%  | 692 8,40%  | 745 9,04%  | 800 9,71%  | 553 6,71%  | 716 8,70%  |
|         | 08h-14h | 286 14,16% | 310 15,32% | 349 17,28% | 268 13,28% | 377 18,67% | 229 11,33% | 303 15,01% |



|           |         |              |              |              |            |              |              |              |
|-----------|---------|--------------|--------------|--------------|------------|--------------|--------------|--------------|
| Media     | 00h-24h | 1.061 11,74% | 1.084 11,99% | 1.161 12,85% | 996 11,02% | 1.072 11,86% | 1.131 12,51% | 1.084 12,00% |
| Laborales | 06h-22h | 984 11,94%   | 986 11,97%   | 1.058 12,85% | 877 10,65% | 968 11,75%   | 1.028 12,48% | 984 11,94%   |
|           | 08h-14h | 355 17,57%   | 354 17,51%   | 335 16,57%   | 334 16,52% | 347 17,17%   | 370 18,28%   | 349 17,27%   |



|        |         |            |            |              |            |            |            |                   |
|--------|---------|------------|------------|--------------|------------|------------|------------|-------------------|
| Media  | 00h-24h | 987 11,16% | 995 11,00% | 1.071 11,06% | 905 10,90% | 993 11,11% | 992 10,52% | <b>990 10,96%</b> |
| Diaria | 06h-22h | 899 10,94% | 890 10,80% | 958 10,84%   | 785 10,71% | 880 10,88% | 885 10,30% | <b>883 10,75%</b> |
|        | 08h-14h | 327 16,13% | 331 16,37% | 316 16,53%   | 290 15,21% | 324 16,37% | 320 15,13% | <b>318 15,96%</b> |



|              |   |  |  |  |  |  |  |  |
|--------------|---|--|--|--|--|--|--|--|
| Coeficientes | N |  |  |  |  |  |  |  |
|              | L |  |  |  |  |  |  |  |
| Coeficiente  | S |  |  |  |  |  |  |  |

Los datos en color negro corresponden al total de vehículos y los datos en color azul corresponden a vehículos pesados (en %)