



**Castilla-La Mancha**

Consejería de Fomento

**Estación:** CR-100  
**Carretera:** CM-4017 p.k. 47,00 **Provincia:** CIUDAD REAL  
**Ubicación:** Marjaliza - Int. CM-403 (El Molinillo)  
**Año:** 2024  
**Tipo:** COBERTURA

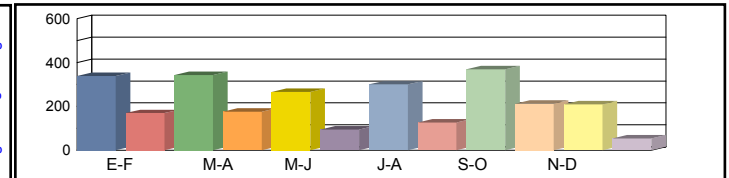
**Dirección General de Carreteras**

Ene-Feb	Mar-Abr	May-Jun	Jul-Ago	Sep-Oct	Nov-Dic	IMD
---------	---------	---------	---------	---------	---------	-----

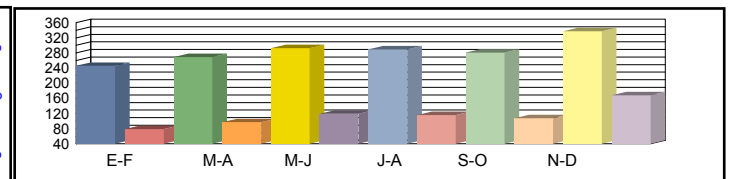
Media Domingos	00h-24h	354 <b>34,98%</b>	331 <b>32,67%</b>	324 <b>31,96%</b>	325 <b>32,10%</b>	315 <b>31,12%</b>	314 <b>31,06%</b>	327 <b>32,31%</b>
	06h-22h	287 <b>28,16%</b>	263 <b>25,83%</b>	248 <b>24,38%</b>	251 <b>24,65%</b>	260 <b>25,58%</b>	244 <b>23,96%</b>	259 <b>25,43%</b>
	08h-14h	34 <b>4,18%</b>	69 <b>8,44%</b>	60 <b>7,32%</b>	68 <b>8,33%</b>	33 <b>4,04%</b>	49 <b>5,93%</b>	52 <b>6,37%</b>



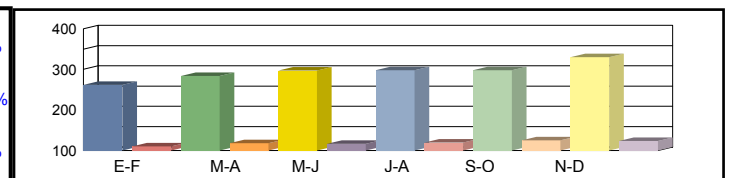
Media Sábados	00h-24h	338 <b>33,37%</b>	343 <b>33,85%</b>	266 <b>26,26%</b>	300 <b>29,62%</b>	369 <b>36,47%</b>	209 <b>20,62%</b>	304 <b>30,03%</b>
	06h-22h	281 <b>27,66%</b>	268 <b>26,29%</b>	212 <b>20,79%</b>	240 <b>23,58%</b>	307 <b>30,16%</b>	165 <b>16,20%</b>	246 <b>24,11%</b>
	08h-14h	93 <b>11,36%</b>	71 <b>8,67%</b>	63 <b>7,74%</b>	76 <b>9,33%</b>	103 <b>12,62%</b>	60 <b>7,37%</b>	78 <b>9,52%</b>



Media Laborales	00h-24h	246 <b>24,26%</b>	269 <b>26,52%</b>	293 <b>28,99%</b>	289 <b>28,58%</b>	281 <b>27,76%</b>	337 <b>33,31%</b>	286 <b>28,24%</b>
	06h-22h	177 <b>17,38%</b>	217 <b>21,31%</b>	244 <b>23,93%</b>	232 <b>22,76%</b>	221 <b>21,72%</b>	275 <b>27,05%</b>	228 <b>22,36%</b>
	08h-14h	54 <b>6,57%</b>	70 <b>8,61%</b>	69 <b>8,38%</b>	62 <b>7,55%</b>	64 <b>7,81%</b>	75 <b>9,13%</b>	66 <b>8,01%</b>



Media Diaria	00h-24h	262 <b>29,59%</b>	284 <b>29,33%</b>	297 <b>28,14%</b>	298 <b>28,64%</b>	298 <b>29,48%</b>	330 <b>27,21%</b>	<b>295</b> <b>28,73%</b>
	06h-22h	191 <b>23,49%</b>	229 <b>22,96%</b>	247 <b>21,97%</b>	239 <b>22,40%</b>	239 <b>23,48%</b>	269 <b>21,25%</b>	<b>236</b> <b>22,59%</b>
	08h-14h	54 <b>7,80%</b>	72 <b>8,03%</b>	68 <b>7,73%</b>	64 <b>8,10%</b>	65 <b>7,96%</b>	72 <b>7,48%</b>	<b>66</b> <b>7,85%</b>



Coeficientes	N							
	L							
Coeficiente	S							

Los datos en color negro corresponden al total de vehículos y los datos en color azul corresponden a vehículos pesados (en %)



Castilla-La Mancha

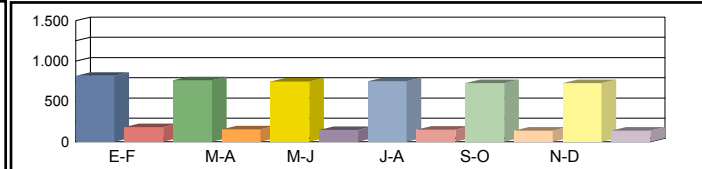
Consejería de Fomento

**Estación:** CR-101  
**Carretera:** CM-403 p.k. 33,00 **Provincia:** CIUDAD REAL  
**Ubicación:** Int. CM-4017 - Embalse Torre de Abraham  
**Año:** 2024  
**Tipo:** COBERTURA

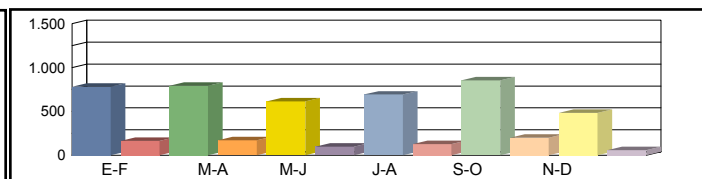
Dirección General de Carreteras

Ene-Feb	Mar-Abr	May-Jun	Jul-Ago	Sep-Oct	Nov-Dic	IMD
---------	---------	---------	---------	---------	---------	-----

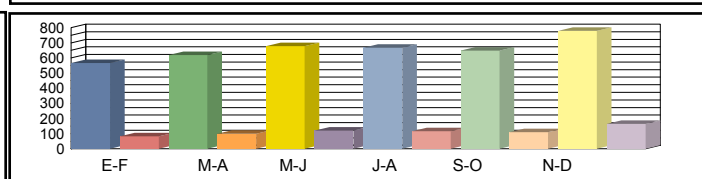
Media Domingos	00h-24h	818 18,25%	764 17,04%	747 16,68%	750 16,75%	728 16,24%	726 16,21%	756 16,86%
	06h-22h	761 16,57%	698 15,19%	659 14,34%	666 14,50%	691 15,05%	648 14,09%	687 14,96%
	08h-14h	139 5,76%	281 11,64%	243 10,08%	277 11,48%	134 5,56%	197 8,17%	212 8,78%



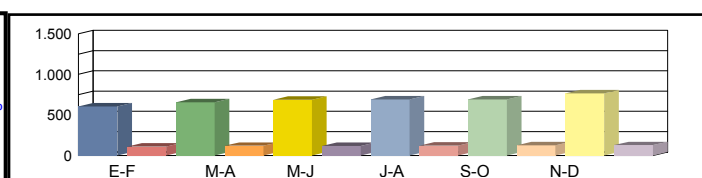
Media Sábados	00h-24h	780 17,41%	792 17,67%	614 13,70%	692 15,45%	853 19,03%	482 10,76%	702 15,67%
	06h-22h	748 16,27%	711 15,47%	562 12,23%	637 13,87%	815 17,74%	438 9,53%	652 14,19%
	08h-14h	378 15,66%	289 11,96%	258 10,67%	311 12,86%	420 17,40%	245 10,16%	317 13,12%



Media Laborales	00h-24h	567 12,66%	620 13,84%	678 15,13%	668 14,91%	649 14,48%	779 17,38%	660 14,73%
	06h-22h	470 10,23%	576 12,54%	647 14,08%	615 13,39%	587 12,78%	731 15,91%	604 13,15%
	08h-14h	219 9,05%	286 11,86%	279 11,55%	251 10,41%	260 10,77%	304 12,59%	266 11,04%



Media Diaria	00h-24h	604 15,44%	655 15,30%	687 14,69%	689 14,95%	689 15,38%	764 14,20%	<b>681 14,99%</b>
	06h-22h	508 13,82%	609 13,51%	654 12,92%	634 13,18%	634 13,81%	715 12,50%	<b>626 13,29%</b>
	08h-14h	219 10,75%	294 11,06%	276 10,66%	260 11,17%	265 10,97%	291 10,31%	<b>268 10,82%</b>



Coeficientes	N							
	L							
Coeficiente	S							

Los datos en color negro corresponden al total de vehículos y los datos en color azul corresponden a vehículos pesados (en %)



**Castilla-La Mancha**

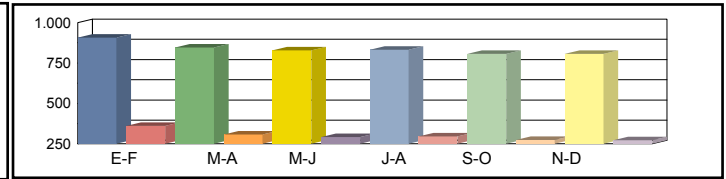
Consejería de Fomento

**Estación:** CR-101a  
**Carretera:** CM-403 p.k. 30,50 **Provincia:** CIUDAD REAL  
**Ubicación:** Límite Provincia con Toledo - Int. CM-4017  
**Año:** 2024  
**Tipo:** COBERTURA

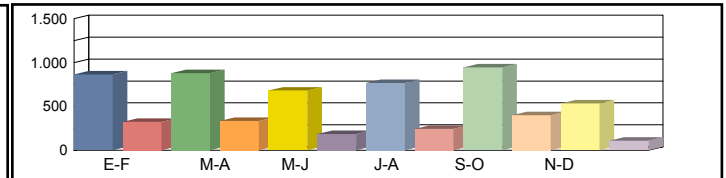
**Dirección General de Carreteras**

Ene-Feb	Mar-Abr	May-Jun	Jul-Ago	Sep-Oct	Nov-Dic	IMD
---------	---------	---------	---------	---------	---------	-----

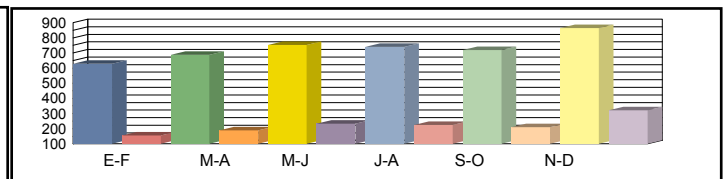
Media Domingos	00h-24h	907 <b>28,53%</b>	847 <b>26,64%</b>	829 <b>26,06%</b>	833 <b>26,18%</b>	807 <b>25,38%</b>	806 <b>25,33%</b>	838 <b>26,35%</b>
	06h-22h	841 <b>29,37%</b>	772 <b>26,93%</b>	729 <b>25,43%</b>	737 <b>25,71%</b>	764 <b>26,67%</b>	716 <b>24,99%</b>	760 <b>26,52%</b>
	08h-14h	170 <b>16,42%</b>	345 <b>33,19%</b>	299 <b>28,77%</b>	340 <b>32,76%</b>	165 <b>15,87%</b>	242 <b>23,31%</b>	260 <b>25,05%</b>



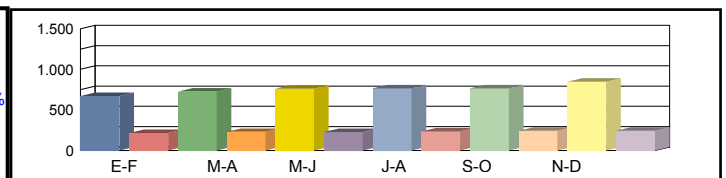
Media Sábados	00h-24h	866 <b>27,22%</b>	878 <b>27,61%</b>	681 <b>21,42%</b>	768 <b>24,16%</b>	946 <b>29,74%</b>	535 <b>16,82%</b>	779 <b>24,49%</b>
	06h-22h	827 <b>28,85%</b>	786 <b>27,42%</b>	621 <b>21,68%</b>	705 <b>24,59%</b>	901 <b>31,46%</b>	484 <b>16,89%</b>	721 <b>25,15%</b>
	08h-14h	464 <b>44,67%</b>	354 <b>34,11%</b>	316 <b>30,44%</b>	381 <b>36,69%</b>	515 <b>49,63%</b>	301 <b>28,97%</b>	388 <b>37,42%</b>



Media Laborales	00h-24h	629 <b>19,79%</b>	688 <b>21,63%</b>	752 <b>23,65%</b>	741 <b>23,31%</b>	720 <b>22,64%</b>	864 <b>27,17%</b>	732 <b>23,03%</b>
	06h-22h	519 <b>18,13%</b>	637 <b>22,23%</b>	715 <b>24,96%</b>	680 <b>23,73%</b>	649 <b>22,65%</b>	808 <b>28,21%</b>	668 <b>23,32%</b>
	08h-14h	268 <b>25,82%</b>	351 <b>33,84%</b>	342 <b>32,95%</b>	308 <b>29,68%</b>	319 <b>30,72%</b>	373 <b>35,92%</b>	327 <b>31,49%</b>



Media Diaria	00h-24h	671 <b>24,13%</b>	727 <b>23,92%</b>	762 <b>22,95%</b>	765 <b>23,36%</b>	765 <b>24,05%</b>	847 <b>22,19%</b>	<b>756</b> <b>23,43%</b>
	06h-22h	561 <b>24,49%</b>	673 <b>23,94%</b>	723 <b>22,91%</b>	701 <b>23,36%</b>	702 <b>24,48%</b>	791 <b>22,16%</b>	<b>692</b> <b>23,56%</b>
	08h-14h	268 <b>30,67%</b>	361 <b>31,56%</b>	338 <b>30,40%</b>	319 <b>31,86%</b>	325 <b>31,30%</b>	357 <b>29,41%</b>	<b>328</b> <b>30,87%</b>



Coeficientes	N							
	L							
Coeficiente	S							

Los datos en color negro corresponden al total de vehículos y los datos en color azul corresponden a vehículos pesados (en %)



Castilla-La Mancha

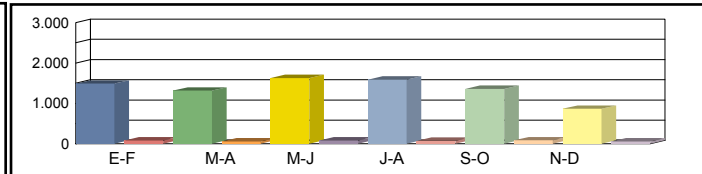
Consejería de Fomento

**Estación:** CR-104  
**Carretera:** CM-403 p.k. 51,29 **Provincia:** CIUDAD REAL  
**Ubicación:** Embalse Torre de Abraham - Int. CM-4106  
**Año:** 2024  
**Tipo:** PRIMARIA

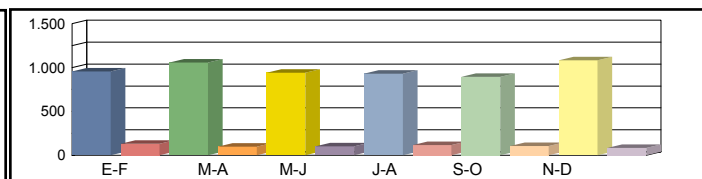
Dirección General de Carreteras

Ene-Feb	Mar-Abr	May-Jun	Jul-Ago	Sep-Oct	Nov-Dic	IMD
---------	---------	---------	---------	---------	---------	-----

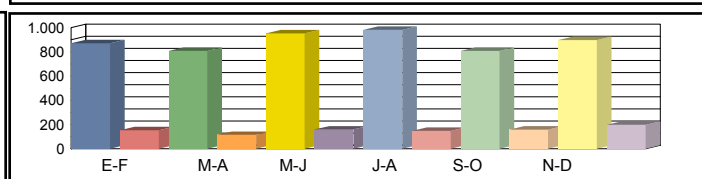
Media 00h-24h	1.490 5,03%	1.317 4,10%	1.628 4,98%	1.591 4,53%	1.362 5,95%	867 6,11%	1.376 5,12%
Domingos 06h-22h	1.356 4,20%	1.238 2,91%	1.418 4,87%	1.531 4,31%	1.248 4,65%	800 5,25%	1.265 4,36%
08h-14h	383 6,27%	358 3,35%	427 6,09%	515 3,30%	321 8,41%	305 6,23%	385 5,61%



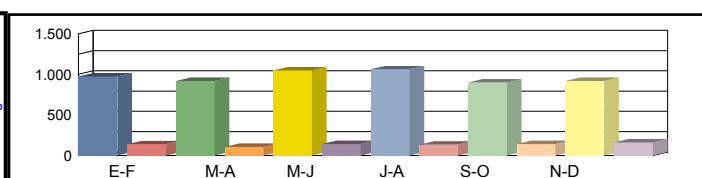
Media 00h-24h	956 12,03%	1.058 8,60%	942 9,66%	931 11,06%	894 10,40%	1.084 7,29%	978 9,84%
Sábados 06h-22h	870 11,72%	977 7,47%	851 9,28%	864 10,42%	822 9,85%	1.028 7,10%	902 9,31%
08h-14h	385 8,83%	439 5,24%	410 11,71%	403 12,66%	328 8,84%	476 7,14%	407 9,07%



Media 00h-24h	871 15,04%	809 12,48%	952 14,39%	982 13,14%	807 16,48%	897 18,17%	886 14,95%
Laborales 06h-22h	777 13,51%	738 10,98%	864 13,66%	917 12,32%	715 15,10%	838 18,26%	808 13,97%
08h-14h	333 11,41%	305 14,43%	324 13,58%	380 15,00%	298 12,08%	356 18,54%	333 14,17%



Media 00h-24h	972 12,45%	918 10,13%	1.048 11,74%	1.062 11,02%	899 13,35%	919 14,69%	<b>970 12,23%</b>
Diaria 06h-22h	873 11,23%	843 8,66%	942 11,25%	997 10,33%	807 12,02%	860 14,65%	<b>887 11,36%</b>
08h-14h	347 10,09%	331 10,88%	351 11,97%	402 12,44%	306 11,11%	366 15,03%	<b>350 11,92%</b>



Coeficientes N	1,12098	1,09621	1,10185	1,07088	1,12867	1,07041	
L	1,01722	1,09518	0,93067	0,90224	1,09789	0,98774	
Coeficiente S							1,09384

Los datos en color negro corresponden al total de vehículos y los datos en color azul corresponden a vehículos pesados (en %)



Castilla-La Mancha

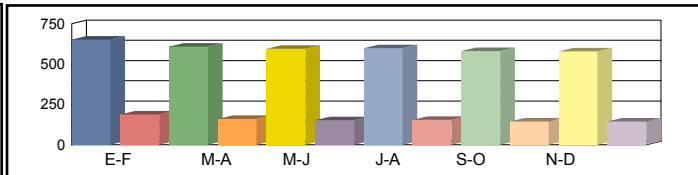
Consejería de Fomento

**Estación:** CR-106  
**Carretera:** CM-4106 p.k. 46,00 **Provincia:** CIUDAD REAL  
**Ubicación:** Anchuras - Horcajo de los Montes  
**Año:** 2024  
**Tipo:** COBERTURA

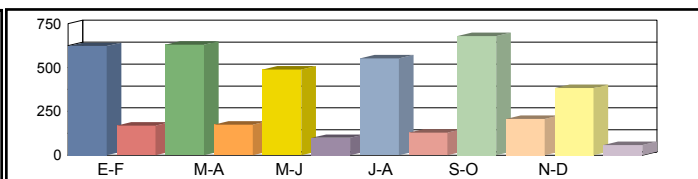
Dirección General de Carreteras

	Ene-Feb	Mar-Abr	May-Jun	Jul-Ago	Sep-Oct	Nov-Dic	IMD
--	---------	---------	---------	---------	---------	---------	-----

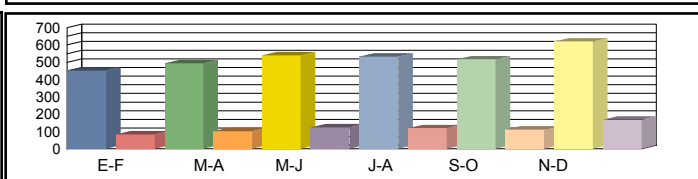
Media Domingos	00h-24h	651 <b>22,42%</b>	608 <b>20,94%</b>	595 <b>20,49%</b>	598 <b>20,58%</b>	580 <b>19,95%</b>	579 <b>19,91%</b>	602 <b>20,72%</b>
	06h-22h	589 <b>16,85%</b>	540 <b>15,45%</b>	510 <b>14,59%</b>	515 <b>14,75%</b>	535 <b>15,30%</b>	501 <b>14,34%</b>	532 <b>15,21%</b>
	08h-14h	116 <b>5,67%</b>	234 <b>11,45%</b>	203 <b>9,92%</b>	231 <b>11,30%</b>	112 <b>5,47%</b>	165 <b>8,04%</b>	177 <b>8,64%</b>



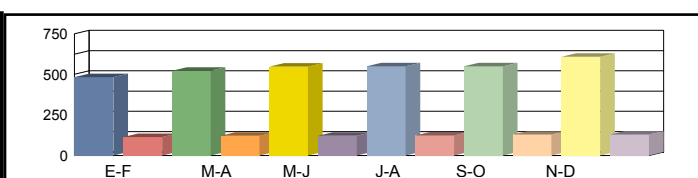
Media Sábados	00h-24h	622 <b>21,40%</b>	631 <b>21,70%</b>	489 <b>16,84%</b>	552 <b>18,99%</b>	679 <b>23,38%</b>	384 <b>13,22%</b>	560 <b>19,25%</b>
	06h-22h	578 <b>16,55%</b>	550 <b>15,73%</b>	435 <b>12,44%</b>	493 <b>14,11%</b>	630 <b>18,05%</b>	339 <b>9,69%</b>	504 <b>14,43%</b>
	08h-14h	316 <b>15,41%</b>	241 <b>11,77%</b>	215 <b>10,50%</b>	259 <b>12,66%</b>	351 <b>17,12%</b>	205 <b>9,99%</b>	264 <b>12,91%</b>



Media Laborales	00h-24h	452 <b>15,55%</b>	494 <b>17,00%</b>	540 <b>18,59%</b>	532 <b>18,32%</b>	517 <b>17,79%</b>	620 <b>21,35%</b>	526 <b>18,10%</b>
	06h-22h	363 <b>10,40%</b>	446 <b>12,75%</b>	500 <b>14,32%</b>	476 <b>13,62%</b>	454 <b>13,00%</b>	565 <b>16,18%</b>	467 <b>13,38%</b>
	08h-14h	182 <b>8,91%</b>	239 <b>11,67%</b>	233 <b>11,37%</b>	210 <b>10,24%</b>	217 <b>10,60%</b>	254 <b>12,39%</b>	222 <b>10,86%</b>



Media Diaria	00h-24h	482 <b>18,97%</b>	522 <b>18,80%</b>	548 <b>18,04%</b>	549 <b>18,36%</b>	549 <b>18,90%</b>	608 <b>17,44%</b>	<b>543</b> <b>18,42%</b>
	06h-22h	393 <b>14,05%</b>	471 <b>13,74%</b>	506 <b>13,14%</b>	491 <b>13,41%</b>	491 <b>14,05%</b>	553 <b>12,71%</b>	<b>484</b> <b>13,52%</b>
	08h-14h	182 <b>10,58%</b>	246 <b>10,89%</b>	231 <b>10,49%</b>	218 <b>10,99%</b>	221 <b>10,80%</b>	243 <b>10,15%</b>	<b>224</b> <b>10,65%</b>



Coeficientes	N							
	L							
Coeficiente	S							

Los datos en color negro corresponden al total de vehículos y los datos en color azul corresponden a vehículos pesados (en %)



Castilla-La Mancha

Consejería de Fomento

**Estación:** CR-108  
**Carretera:** CM-4106 p.k. 84,00 **Provincia:** CIUDAD REAL  
**Ubicación:** Alcoba de los Montes - El Robledo  
**Año:** 2024  
**Tipo:** COBERTURA

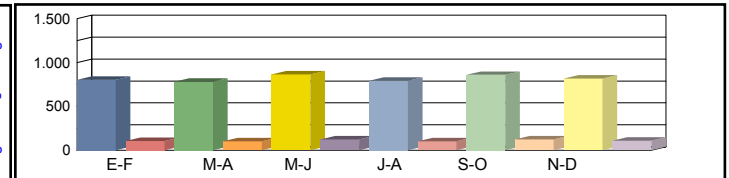
Dirección General de Carreteras

	Ene-Feb	Mar-Abr	May-Jun	Jul-Ago	Sep-Oct	Nov-Dic	IMD
--	---------	---------	---------	---------	---------	---------	-----

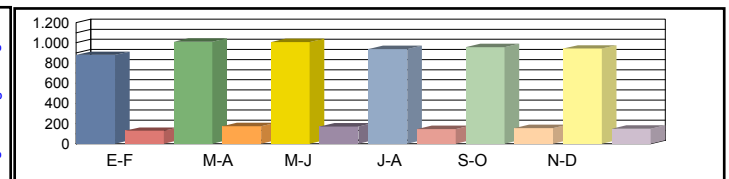
Media	00h-24h	789 11,46%	926 13,45%	978 14,20%	948 13,77%	896 13,01%	1.012 14,70%	925 13,43%
Domingos	06h-22h	633 8,99%	793 11,25%	871 12,36%	693 9,84%	763 10,83%	879 12,47%	772 10,96%
	08h-14h	264 4,03%	383 5,84%	370 5,65%	313 4,77%	423 6,45%	409 6,23%	360 5,50%



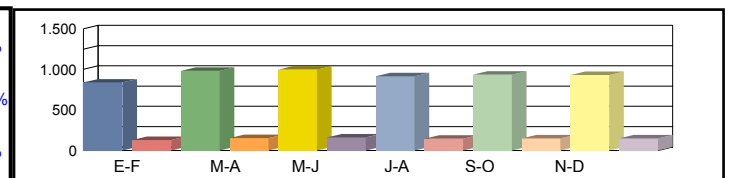
Media	00h-24h	803 11,66%	782 11,35%	865 12,57%	791 11,48%	859 12,47%	817 11,87%	820 11,90%
Sábados	06h-22h	694 9,84%	669 9,49%	740 10,51%	677 9,61%	721 10,24%	682 9,67%	697 9,89%
	08h-14h	416 6,36%	398 6,07%	429 6,55%	409 6,24%	445 6,79%	400 6,11%	416 6,35%



Media	00h-24h	880 12,78%	1.011 14,68%	1.008 14,64%	937 13,61%	957 13,90%	943 13,69%	956 13,88%
Laborales	06h-22h	793 11,25%	913 12,96%	915 12,99%	797 11,31%	856 12,15%	851 12,08%	854 12,12%
	08h-14h	461 7,04%	527 8,04%	524 8,00%	403 6,15%	472 7,20%	460 7,01%	474 7,24%



Media	00h-24h	838 13,23%	980 13,47%	997 13,75%	913 13,53%	934 13,57%	931 13,72%	932 13,55%
Diaria	06h-22h	742 11,37%	875 11,64%	900 11,95%	752 11,46%	823 11,69%	829 11,84%	820 11,66%
	08h-14h	424 6,63%	501 6,85%	501 6,89%	376 6,72%	461 7,04%	441 6,91%	451 6,84%



Coeficientes	N							
	L							
Coeficiente	S							

Los datos en color negro corresponden al total de vehículos y los datos en color azul corresponden a vehículos pesados (en %)



**Castilla-La Mancha**

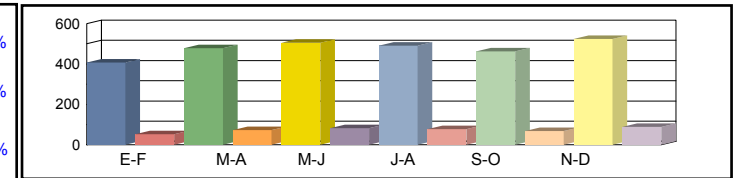
Consejería de Fomento

**Estación:** CR-108a  
**Carretera:** CM-4106 p.k. 66,00 **Provincia:** CIUDAD REAL  
**Ubicación:** Horcajo de los Montes - Alcoba de los Montes  
**Año:** 2024  
**Tipo:** COBERTURA

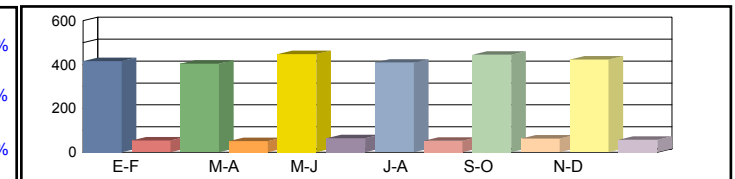
**Dirección General de Carreteras**

Ene-Feb	Mar-Abr	May-Jun	Jul-Ago	Sep-Oct	Nov-Dic	IMD
---------	---------	---------	---------	---------	---------	-----

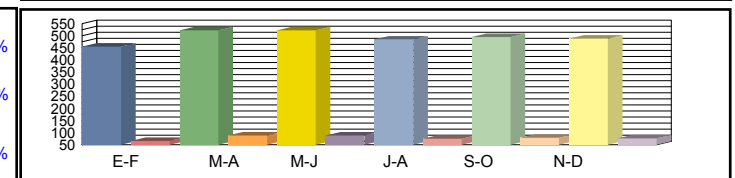
Media Domingos	00h-24h	408 <b>11,33%</b>	479 <b>13,29%</b>	506 <b>14,04%</b>	491 <b>13,61%</b>	463 <b>12,86%</b>	524 <b>14,53%</b>	478 <b>13,28%</b>
	06h-22h	322 <b>7,65%</b>	403 <b>9,58%</b>	443 <b>10,53%</b>	352 <b>8,38%</b>	388 <b>9,22%</b>	447 <b>10,62%</b>	392 <b>9,33%</b>
	08h-14h	126 <b>6,22%</b>	182 <b>9,01%</b>	176 <b>8,71%</b>	149 <b>7,36%</b>	202 <b>9,96%</b>	195 <b>9,62%</b>	172 <b>8,48%</b>



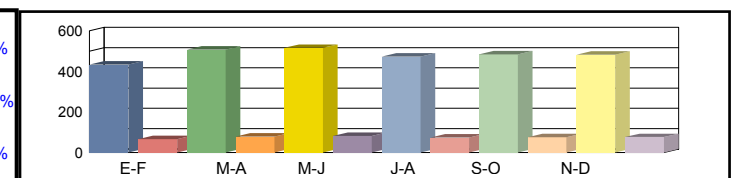
Media Sábados	00h-24h	415 <b>11,52%</b>	404 <b>11,22%</b>	448 <b>12,42%</b>	409 <b>11,35%</b>	444 <b>12,32%</b>	423 <b>11,73%</b>	424 <b>11,76%</b>
	06h-22h	352 <b>8,38%</b>	340 <b>8,08%</b>	376 <b>8,95%</b>	344 <b>8,18%</b>	366 <b>8,71%</b>	346 <b>8,24%</b>	354 <b>8,42%</b>
	08h-14h	199 <b>9,80%</b>	190 <b>9,36%</b>	205 <b>10,10%</b>	195 <b>9,63%</b>	212 <b>10,48%</b>	191 <b>9,42%</b>	199 <b>9,80%</b>



Media Laborales	00h-24h	455 <b>12,63%</b>	523 <b>14,51%</b>	522 <b>14,47%</b>	485 <b>13,45%</b>	495 <b>13,74%</b>	488 <b>13,53%</b>	495 <b>13,72%</b>
	06h-22h	403 <b>9,58%</b>	464 <b>11,04%</b>	465 <b>11,06%</b>	405 <b>9,63%</b>	435 <b>10,34%</b>	433 <b>10,29%</b>	434 <b>10,32%</b>
	08h-14h	220 <b>10,86%</b>	251 <b>12,41%</b>	250 <b>12,34%</b>	192 <b>9,48%</b>	225 <b>11,11%</b>	219 <b>10,82%</b>	226 <b>11,17%</b>



Media Diaria	00h-24h	433 <b>13,08%</b>	507 <b>13,31%</b>	516 <b>13,59%</b>	472 <b>13,38%</b>	483 <b>13,41%</b>	482 <b>13,56%</b>	<b>482</b> <b>13,39%</b>
	06h-22h	377 <b>9,68%</b>	445 <b>9,91%</b>	457 <b>10,17%</b>	382 <b>9,75%</b>	418 <b>9,95%</b>	422 <b>10,08%</b>	<b>417</b> <b>9,93%</b>
	08h-14h	202 <b>10,23%</b>	239 <b>10,56%</b>	239 <b>10,62%</b>	179 <b>10,36%</b>	220 <b>10,86%</b>	210 <b>10,66%</b>	<b>215</b> <b>10,55%</b>



Coeficientes	N							
	L							
Coeficiente	S							

Los datos en color negro corresponden al total de vehículos y los datos en color azul corresponden a vehículos pesados (en %)



Castilla-La Mancha

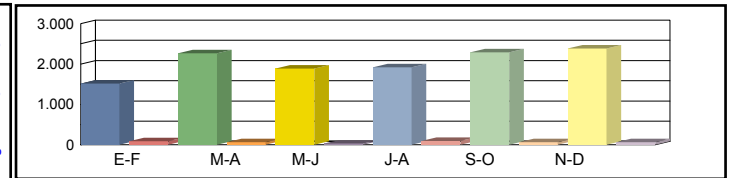
Consejería de Fomento

**Estación:** CR-10a  
**Carretera:** CM-310 p.k. 3,98 **Provincia:** CIUDAD REAL  
**Ubicación:** Alcázar de San Juan - Int. CM-3105  
**Año:** 2024  
**Tipo:** PRIMARIA

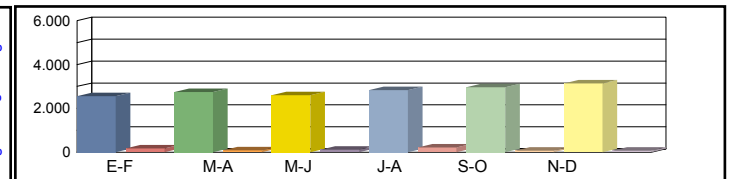
Dirección General de Carreteras

Ene-Feb	Mar-Abr	May-Jun	Jul-Ago	Sep-Oct	Nov-Dic	IMD
---------	---------	---------	---------	---------	---------	-----

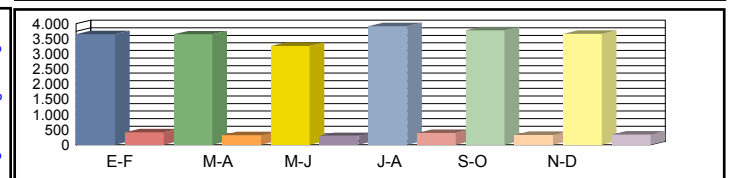
Media	00h-24h	1.521 5,46%	2.264 2,92%	1.892 1,64%	1.919 5,00%	2.292 2,75%	2.383 2,81%	2.045 3,43%
Domingos	06h-22h	1.344 4,46%	1.743 2,52%	1.490 1,48%	1.437 5,57%	1.870 2,89%	1.984 2,82%	1.645 3,29%
	08h-14h	466 4,94%	444 4,05%	537 2,79%	448 5,13%	532 3,38%	620 3,55%	508 3,97%



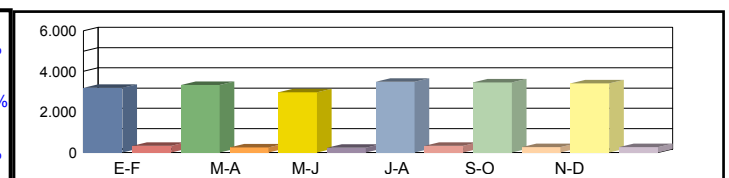
Media	00h-24h	2.557 6,37%	2.751 3,16%	2.595 4,12%	2.836 7,19%	2.969 2,56%	3.135 2,30%	2.807 4,29%
Sábados	06h-22h	2.311 5,02%	2.447 3,02%	2.275 3,74%	2.532 7,35%	2.555 2,31%	2.742 2,04%	2.477 3,91%
	08h-14h	946 6,13%	1.033 3,48%	1.039 5,10%	1.264 7,91%	1.005 2,79%	1.020 2,55%	1.051 4,66%



Media	00h-24h	3.650 10,11%	3.648 7,95%	3.261 8,25%	3.919 9,13%	3.781 8,09%	3.666 8,46%	3.654 8,67%
Laborales	06h-22h	3.316 9,95%	3.424 7,77%	3.025 8,30%	3.629 9,20%	3.596 8,01%	3.484 8,47%	3.412 8,62%
	08h-14h	1.496 11,30%	1.575 8,51%	1.227 10,27%	1.460 10,55%	1.586 9,02%	1.532 9,46%	1.479 9,85%



Media	00h-24h	3.190 9,37%	3.322 6,89%	2.970 7,14%	3.479 8,59%	3.452 6,89%	3.406 7,08%	<b>3.303 7,66%</b>
Diaria	06h-22h	2.891 9,03%	3.045 6,80%	2.699 7,22%	3.158 8,74%	3.201 6,94%	3.163 7,15%	<b>3.026 7,65%</b>
	08h-14h	1.270 10,39%	1.336 7,71%	1.102 9,07%	1.288 9,94%	1.353 8,06%	1.328 8,28%	<b>1.280 8,91%</b>



Coeficientes	N	1,10072	1,06542	1,07802	1,07991	1,05145	1,05224	
	L	1,00110	1,00164	1,12052	0,93238	0,96641	0,99673	
Coeficiente	S							0,90398

Los datos en color negro corresponden al total de vehículos y los datos en color azul corresponden a vehículos pesados (en %)





Castilla-La Mancha

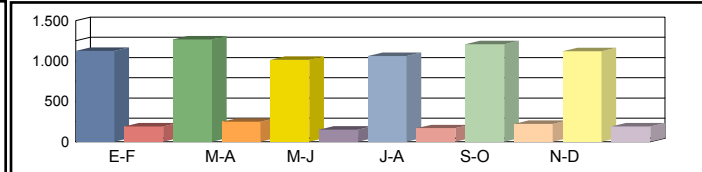
Consejería de Fomento

**Estación:** cr-10b  
**Carretera:** CM-4133 p.k. 41,50 **Provincia:** CIUDAD REAL  
**Ubicación:** Alcazar de San Juan - Enlace CM-42  
**Año:** 2024  
**Tipo:** COBERTURA

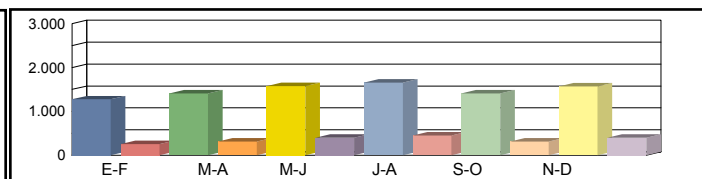
Dirección General de Carreteras

Ene-Feb	Mar-Abr	May-Jun	Jul-Ago	Sep-Oct	Nov-Dic	IMD
---------	---------	---------	---------	---------	---------	-----

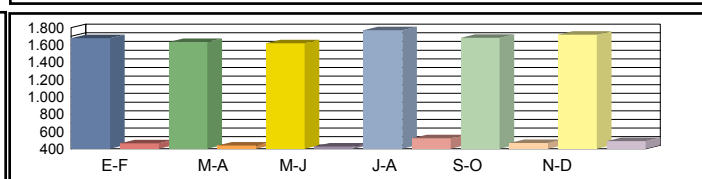
Media Domingos	00h-24h	1.127 14,55%	1.268 16,37%	1.016 13,11%	1.064 13,73%	1.209 15,60%	1.122 14,48%	1.134 14,64%
	06h-22h	1.031 14,01%	1.146 15,57%	899 12,21%	858 11,66%	1.010 13,72%	933 12,68%	980 13,31%
	08h-14h	402 15,55%	532 20,58%	342 13,21%	301 11,66%	363 14,06%	361 13,97%	384 14,84%



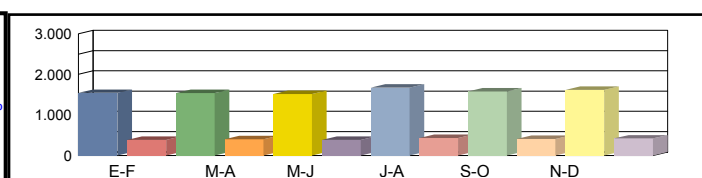
Media Sábados	00h-24h	1.275 16,45%	1.407 18,16%	1.576 20,34%	1.655 21,36%	1.412 18,22%	1.572 20,29%	1.483 19,14%
	06h-22h	1.130 15,35%	1.241 16,86%	1.229 16,69%	1.474 20,03%	1.251 17,00%	1.405 19,09%	1.288 17,50%
	08h-14h	494 19,10%	635 24,54%	523 20,23%	663 25,67%	573 22,15%	527 20,40%	569 22,02%



Media Laborales	00h-24h	1.680 21,69%	1.636 21,12%	1.619 20,90%	1.770 22,84%	1.684 21,73%	1.718 22,17%	1.684 21,74%
	06h-22h	1.592 21,62%	1.564 21,24%	1.541 20,93%	1.639 22,27%	1.596 21,68%	1.642 22,31%	1.596 21,67%
	08h-14h	742 28,71%	676 26,17%	639 24,72%	752 29,11%	710 27,46%	752 29,11%	712 27,55%



Media Diaria	00h-24h	1.542 19,95%	1.540 20,46%	1.512 20,30%	1.673 20,54%	1.577 20,36%	1.620 20,49%	1.577 20,35%
	06h-22h	1.445 19,68%	1.451 20,12%	1.394 19,61%	1.513 20,01%	1.463 19,87%	1.517 20,02%	1.464 19,89%
	08h-14h	664 24,57%	642 26,06%	568 24,40%	683 24,95%	641 24,79%	672 24,53%	645 24,88%



Coeficientes	N							
	L							
Coeficiente	S							

Los datos en color negro corresponden al total de vehículos y los datos en color azul corresponden a vehículos pesados (en %)



Castilla-La Mancha

Consejería de Fomento

**Estación:** CR-10d  
**Carretera:** CM-4133 p.k. 32,00 **Provincia:** CIUDAD REAL  
**Ubicación:** Límite Provincia con Toledo - Alcázar de San Juan  
**Año:** 2024  
**Tipo:** COBERTURA

Dirección General de Carreteras

Ene-Feb	Mar-Abr	May-Jun	Jul-Ago	Sep-Oct	Nov-Dic	IMD
---------	---------	---------	---------	---------	---------	-----

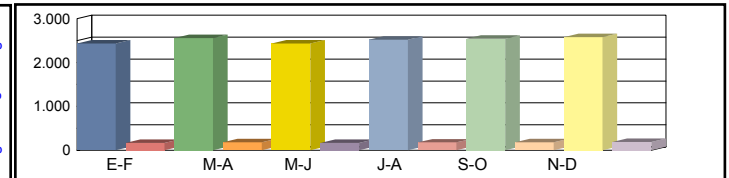
Media 00h-24h  
 Domingos 06h-22h  
 08h-14h

2.100	5,48%	2.315	6,05%	2.028	5,30%	2.141	5,59%	2.380	6,22%	2.711	7,08%	2.279	5,95%
1.856	5,18%	2.107	5,88%	1.780	4,97%	1.745	4,87%	2.109	5,89%	2.490	6,95%	2.014	5,62%
645	5,73%	730	6,48%	645	5,73%	611	5,42%	567	5,03%	734	6,51%	655	5,82%



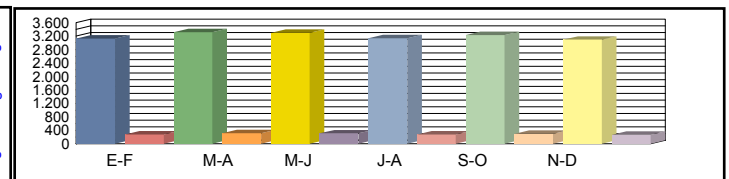
Media 00h-24h  
 Sábados 06h-22h  
 08h-14h

2.433	6,35%	2.560	6,69%	2.431	6,35%	2.521	6,59%	2.544	6,64%	2.582	6,74%	2.512	6,56%
2.143	5,98%	2.307	6,44%	2.174	6,07%	2.232	6,23%	2.233	6,23%	2.299	6,41%	2.231	6,23%
915	8,12%	1.049	9,31%	1.036	9,20%	1.004	8,91%	1.002	8,89%	1.027	9,12%	1.006	8,93%



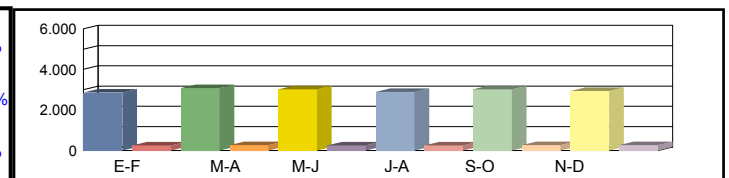
Media 00h-24h  
 Laborales 06h-22h  
 08h-14h

3.124	8,16%	3.314	8,66%	3.300	8,62%	3.141	8,20%	3.227	8,43%	3.094	8,08%	3.200	8,36%
2.920	8,15%	3.040	8,48%	3.018	8,42%	2.837	7,92%	2.969	8,29%	2.866	8,00%	2.942	8,21%
1.186	10,53%	1.240	11,01%	1.220	10,83%	1.169	10,38%	1.210	10,74%	1.170	10,39%	1.199	10,65%



Media 00h-24h  
 Diaria 06h-22h  
 08h-14h

2.858	7,71%	3.082	7,84%	3.009	7,68%	2.892	7,76%	3.008	7,86%	2.935	8,00%	<b>2.964</b>	<b>7,81%</b>
2.648	7,51%	2.817	7,68%	2.730	7,49%	2.569	7,50%	2.741	7,65%	2.707	7,83%	<b>2.702</b>	<b>7,61%</b>
1.066	9,65%	1.146	9,93%	1.114	9,81%	1.058	9,72%	1.088	9,66%	1.079	9,91%	<b>1.092</b>	<b>9,78%</b>



Coeficientes N  
 L  
 Coeficiente S


Los datos en color negro corresponden al total de vehículos y los datos en color azul corresponden a vehículos pesados (en %)



**Castilla-La Mancha**

Consejería de Fomento

**Estación:** CR-10e  
**Carretera:** CM-3012 p.k. 5,00 **Provincia:** CIUDAD REAL  
**Ubicación:** Alcázar de San Juan - Quero  
**Año:** 2024  
**Tipo:** COBERTURA

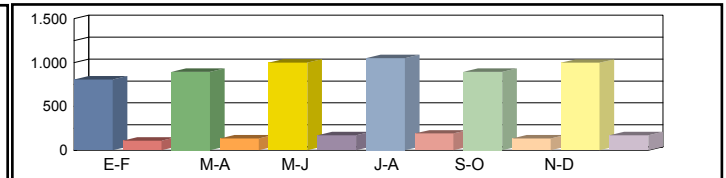
**Dirección General de Carreteras**

Ene-Feb	Mar-Abr	May-Jun	Jul-Ago	Sep-Oct	Nov-Dic	IMD
---------	---------	---------	---------	---------	---------	-----

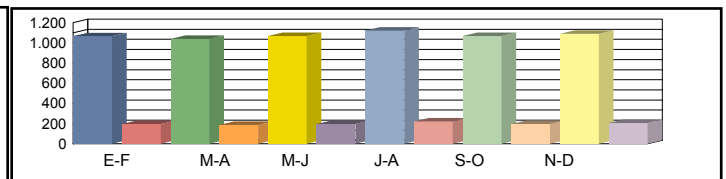
Media Domingos	00h-24h	715 <b>10,46%</b>	804 <b>11,78%</b>	644 <b>9,43%</b>	675 <b>9,88%</b>	766 <b>11,22%</b>	712 <b>10,42%</b>	719 <b>10,53%</b>
	06h-22h	626 <b>9,00%</b>	696 <b>10,01%</b>	546 <b>7,85%</b>	521 <b>7,49%</b>	613 <b>8,82%</b>	567 <b>8,15%</b>	595 <b>8,55%</b>
	08h-14h	204 <b>7,71%</b>	270 <b>10,20%</b>	173 <b>6,55%</b>	153 <b>5,78%</b>	184 <b>6,97%</b>	183 <b>6,92%</b>	194 <b>7,35%</b>



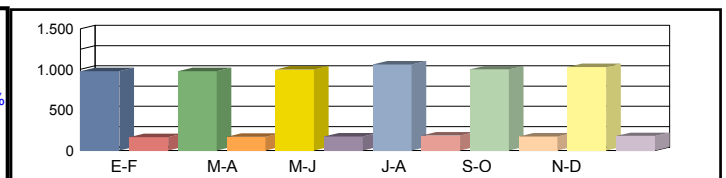
Media Sábados	00h-24h	808 <b>11,84%</b>	892 <b>13,06%</b>	1.000 <b>14,64%</b>	1.050 <b>15,37%</b>	895 <b>13,11%</b>	997 <b>14,60%</b>	940 <b>13,77%</b>
	06h-22h	686 <b>9,86%</b>	753 <b>10,83%</b>	746 <b>10,73%</b>	895 <b>12,87%</b>	760 <b>10,92%</b>	853 <b>12,27%</b>	782 <b>11,25%</b>
	08h-14h	250 <b>9,47%</b>	322 <b>12,16%</b>	265 <b>10,03%</b>	336 <b>12,72%</b>	290 <b>10,98%</b>	267 <b>10,11%</b>	288 <b>10,91%</b>



Media Laborales	00h-24h	1.066 <b>15,60%</b>	1.038 <b>15,19%</b>	1.068 <b>15,64%</b>	1.122 <b>16,43%</b>	1.067 <b>15,62%</b>	1.089 <b>15,95%</b>	1.075 <b>15,74%</b>
	06h-22h	966 <b>13,89%</b>	949 <b>13,65%</b>	969 <b>13,93%</b>	995 <b>14,31%</b>	970 <b>13,95%</b>	997 <b>14,34%</b>	974 <b>14,01%</b>
	08h-14h	376 <b>14,23%</b>	343 <b>12,97%</b>	360 <b>13,61%</b>	382 <b>14,42%</b>	353 <b>13,34%</b>	382 <b>14,42%</b>	366 <b>13,83%</b>



Media Diaria	00h-24h	979 <b>14,36%</b>	977 <b>14,72%</b>	998 <b>14,61%</b>	1.060 <b>14,78%</b>	999 <b>14,64%</b>	1.027 <b>14,74%</b>	<b>1.007</b> <b>14,64%</b>
	06h-22h	877 <b>12,65%</b>	881 <b>12,93%</b>	877 <b>12,60%</b>	918 <b>12,86%</b>	889 <b>12,77%</b>	921 <b>12,87%</b>	<b>894</b> <b>12,78%</b>
	08h-14h	336 <b>12,18%</b>	326 <b>12,92%</b>	320 <b>12,09%</b>	347 <b>12,36%</b>	319 <b>12,29%</b>	341 <b>12,16%</b>	<b>332</b> <b>12,33%</b>



Coeficientes	N							
	L							
Coeficiente	S							

Los datos en color negro corresponden al total de vehículos y los datos en color azul corresponden a vehículos pesados (en %)



Castilla-La Mancha

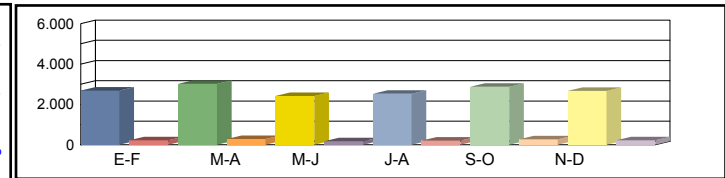
Consejería de Fomento

**Estación:** CR-10f  
**Carretera:** CM-310 p.k. 9,00 **Provincia:** CIUDAD REAL  
**Ubicación:** Int. CM-3105 - Límite Provincia con Toledo  
**Año:** 2024  
**Tipo:** COBERTURA

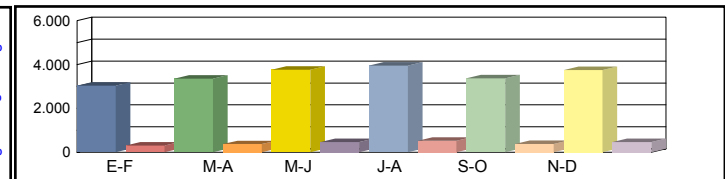
Dirección General de Carreteras

Ene-Feb	Mar-Abr	May-Jun	Jul-Ago	Sep-Oct	Nov-Dic	IMD
---------	---------	---------	---------	---------	---------	-----

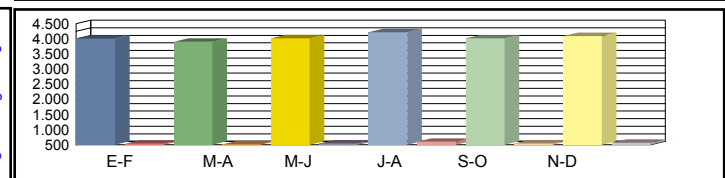
Media Domingos	00h-24h	2.687 <b>7,97%</b>	3.024 <b>8,97%</b>	2.422 <b>7,18%</b>	2.536 <b>7,52%</b>	2.882 <b>8,54%</b>	2.676 <b>7,93%</b>	2.704 <b>8,02%</b>
	06h-22h	2.212 <b>8,08%</b>	2.459 <b>8,98%</b>	1.928 <b>7,04%</b>	1.842 <b>6,72%</b>	2.167 <b>7,91%</b>	2.002 <b>7,31%</b>	2.102 <b>7,67%</b>
	08h-14h	718 <b>9,06%</b>	950 <b>12,00%</b>	610 <b>7,70%</b>	538 <b>6,80%</b>	649 <b>8,20%</b>	645 <b>8,14%</b>	685 <b>8,65%</b>



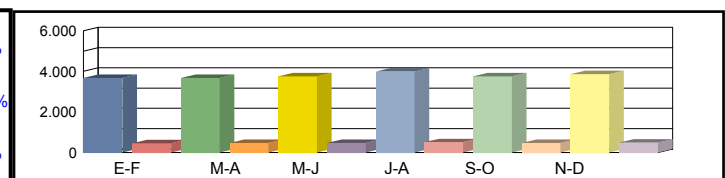
Media Sábados	00h-24h	3.039 <b>9,01%</b>	3.355 <b>9,95%</b>	3.758 <b>11,14%</b>	3.946 <b>11,70%</b>	3.365 <b>9,98%</b>	3.749 <b>11,12%</b>	3.535 <b>10,48%</b>
	06h-22h	2.424 <b>8,85%</b>	2.662 <b>9,72%</b>	2.636 <b>9,62%</b>	3.163 <b>11,55%</b>	2.684 <b>9,80%</b>	3.015 <b>11,01%</b>	2.764 <b>10,09%</b>
	08h-14h	882 <b>11,13%</b>	1.133 <b>14,31%</b>	934 <b>11,79%</b>	1.185 <b>14,96%</b>	1.023 <b>12,91%</b>	942 <b>11,89%</b>	1.016 <b>12,83%</b>



Media Laborales	00h-24h	4.006 <b>11,88%</b>	3.901 <b>11,57%</b>	4.015 <b>11,91%</b>	4.219 <b>12,51%</b>	4.011 <b>11,89%</b>	4.095 <b>12,14%</b>	4.041 <b>11,98%</b>
	06h-22h	3.415 <b>12,47%</b>	3.355 <b>12,25%</b>	3.424 <b>12,50%</b>	3.517 <b>12,84%</b>	3.428 <b>12,51%</b>	3.524 <b>12,86%</b>	3.444 <b>12,57%</b>
	08h-14h	1.326 <b>16,74%</b>	1.208 <b>15,25%</b>	1.268 <b>16,01%</b>	1.344 <b>16,97%</b>	1.243 <b>15,70%</b>	1.344 <b>16,97%</b>	1.289 <b>16,27%</b>



Media Diaria	00h-24h	3.678 <b>10,93%</b>	3.672 <b>11,21%</b>	3.751 <b>11,12%</b>	3.987 <b>11,25%</b>	3.757 <b>11,15%</b>	3.861 <b>11,23%</b>	<b>3.784</b> <b>11,15%</b>
	06h-22h	3.100 <b>11,35%</b>	3.113 <b>11,60%</b>	3.098 <b>11,31%</b>	3.247 <b>11,54%</b>	3.142 <b>11,46%</b>	3.255 <b>11,55%</b>	<b>3.159</b> <b>11,47%</b>
	08h-14h	1.186 <b>14,32%</b>	1.146 <b>15,19%</b>	1.126 <b>14,22%</b>	1.221 <b>14,54%</b>	1.122 <b>14,45%</b>	1.200 <b>14,30%</b>	<b>1.167</b> <b>14,50%</b>



Coeficientes	N						
	L						
Coeficiente	S						

Los datos en color negro corresponden al total de vehículos y los datos en color azul corresponden a vehículos pesados (en %)



Castilla-La Mancha

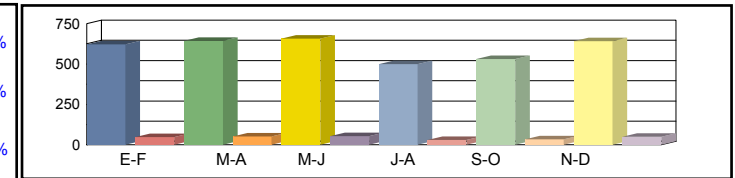
Consejería de Fomento

**Estación:** CR-10g  
**Carretera:** CM-3105 p.k. 3,00 **Provincia:** CIUDAD REAL  
**Ubicación:** Int. CM-310 - Campo de Criptana  
**Año:** 2024  
**Tipo:** COBERTURA

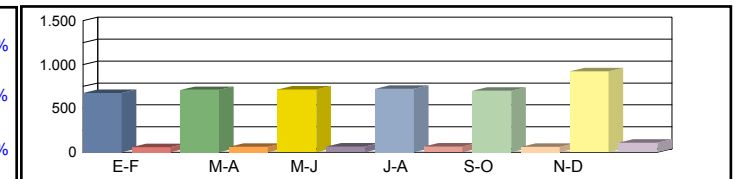
Dirección General de Carreteras

	Ene-Feb	Mar-Abr	May-Jun	Jul-Ago	Sep-Oct	Nov-Dic	IMD
--	---------	---------	---------	---------	---------	---------	-----

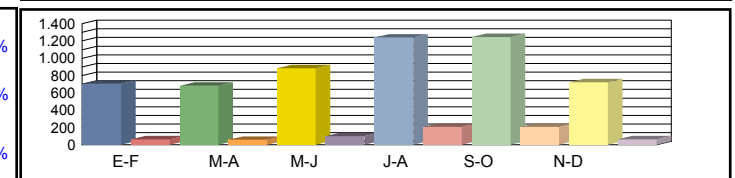
Media Domingos	00h-24h	622 7,16%	644 7,42%	657 7,56%	500 5,75%	532 6,12%	641 7,38%	599 6,90%
	06h-22h	559 6,77%	595 7,20%	602 7,29%	421 5,10%	441 5,33%	607 7,35%	538 6,50%
	08h-14h	150 5,96%	160 6,36%	216 8,60%	128 5,10%	134 5,32%	192 7,63%	163 6,49%



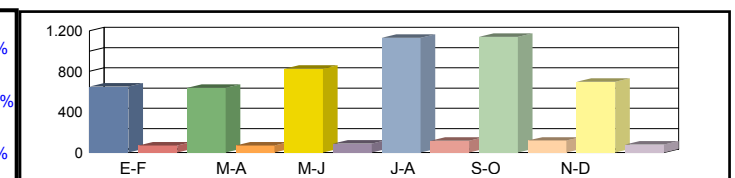
Media Sábados	00h-24h	674 7,76%	710 8,18%	715 8,23%	722 8,32%	700 8,07%	924 10,64%	741 8,53%
	06h-22h	597 7,22%	631 7,64%	634 7,67%	679 8,22%	638 7,73%	834 10,09%	669 8,10%
	08h-14h	257 10,23%	277 11,01%	284 11,31%	324 12,91%	236 9,38%	352 14,01%	288 11,47%



Media Laborales	00h-24h	705 8,12%	683 7,86%	884 10,18%	1.240 14,28%	1.247 14,36%	722 8,32%	914 10,52%
	06h-22h	650 7,86%	633 7,66%	813 9,84%	1.133 13,71%	1.151 13,94%	657 7,95%	840 10,16%
	08h-14h	256 10,19%	267 10,62%	317 12,62%	407 16,21%	423 16,86%	287 11,44%	326 12,99%



Media Diaria	00h-24h	651 9,40%	637 9,50%	827 9,53%	1.131 9,28%	1.139 9,30%	698 9,85%	<b>847 9,48%</b>
	06h-22h	596 9,03%	589 9,15%	757 9,17%	1.028 8,93%	1.040 8,89%	636 9,52%	<b>774 9,11%</b>
	08h-14h	230 11,33%	243 11,49%	298 11,86%	374 11,59%	373 11,11%	275 12,10%	<b>299 11,58%</b>



Coeficientes	N							
	L							
Coeficiente	S							

Los datos en color negro corresponden al total de vehículos y los datos en color azul corresponden a vehículos pesados (en %)



Castilla-La Mancha

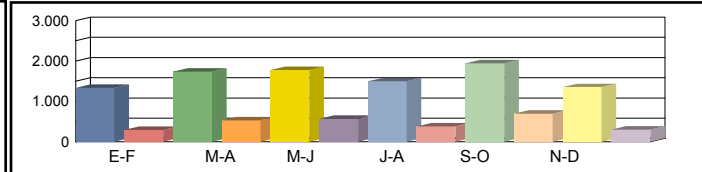
Consejería de Fomento

**Estación:** CR-11  
**Carretera:** CM-3111 p.k. 26,50 **Provincia:** CIUDAD REAL  
**Ubicación:** Socuéllamos - Enlace CM-43  
**Año:** 2024  
**Tipo:** COBERTURA

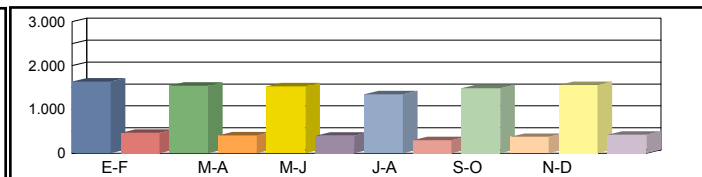
Dirección General de Carreteras

Ene-Feb	Mar-Abr	May-Jun	Jul-Ago	Sep-Oct	Nov-Dic	IMD
---------	---------	---------	---------	---------	---------	-----

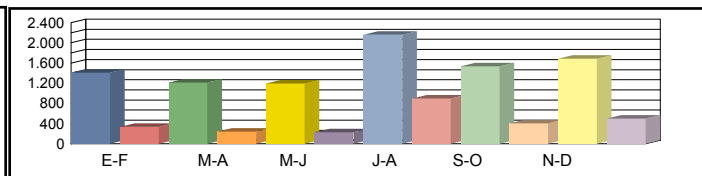
Media Domingos	00h-24h	1.339 18,20%	1.735 23,57%	1.781 24,20%	1.498 20,36%	1.944 26,41%	1.356 18,42%	1.609 21,86%
	06h-22h	1.180 17,85%	1.697 25,67%	1.757 26,58%	1.393 21,07%	1.879 28,43%	1.228 18,57%	1.522 23,03%
	08h-14h	328 11,08%	687 23,20%	675 22,78%	618 20,87%	652 21,99%	534 18,02%	582 19,66%



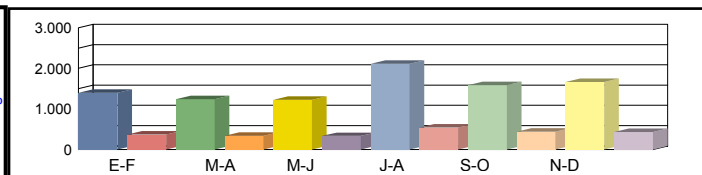
Media Sábados	00h-24h	1.633 22,19%	1.537 20,88%	1.526 20,73%	1.342 18,23%	1.483 20,15%	1.558 21,17%	1.513 20,56%
	06h-22h	1.346 20,37%	1.350 20,41%	1.302 19,70%	1.169 17,69%	1.303 19,71%	1.526 23,08%	1.333 20,16%
	08h-14h	750 25,32%	725 24,47%	671 22,65%	477 16,09%	755 25,47%	853 28,79%	705 23,80%



Media Laborales	00h-24h	1.411 19,17%	1.215 16,51%	1.195 16,23%	2.162 29,38%	1.537 20,88%	1.689 22,95%	1.535 20,85%
	06h-22h	1.309 19,80%	1.119 16,93%	1.099 16,63%	1.974 29,85%	1.413 21,37%	1.561 23,61%	1.412 21,37%
	08h-14h	673 22,72%	568 19,18%	550 18,55%	973 32,83%	695 23,45%	760 25,64%	703 23,73%



Media Diaria	00h-24h	1.398 20,69%	1.237 21,27%	1.221 21,34%	2.115 20,43%	1.587 21,57%	1.664 20,57%	1.537 20,98%
	06h-22h	1.269 20,73%	1.144 21,85%	1.125 21,88%	1.921 20,80%	1.464 22,14%	1.550 21,22%	1.412 21,44%
	08h-14h	630 21,95%	571 23,56%	545 23,24%	914 22,03%	697 23,53%	760 23,44%	686 22,96%



Coeficientes	N							
	L							
Coeficiente	S							

Los datos en color negro corresponden al total de vehículos y los datos en color azul corresponden a vehículos pesados (en %)



**Castilla-La Mancha**

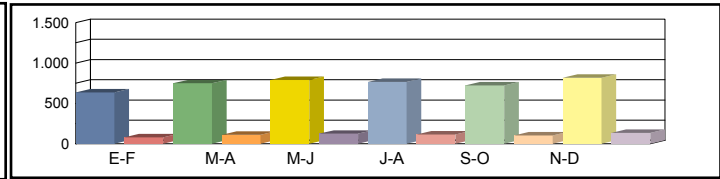
Consejería de Fomento

**Estación:** CR-112  
**Carretera:** CM-4114 p.k. 13,00 **Provincia:** CIUDAD REAL  
**Ubicación:** Las Peralosas - Int. CRP-7123  
**Año:** 2024  
**Tipo:** COBERTURA

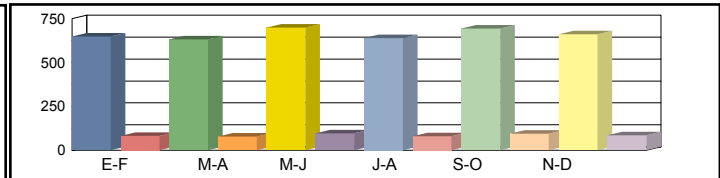
**Dirección General de Carreteras**

Ene-Feb	Mar-Abr	May-Jun	Jul-Ago	Sep-Oct	Nov-Dic	IMD
---------	---------	---------	---------	---------	---------	-----

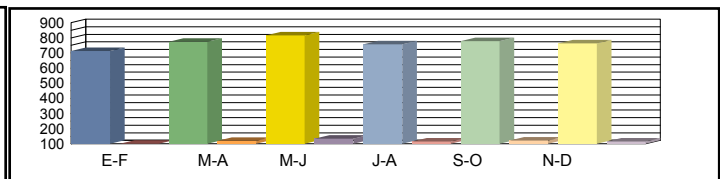
Media Domingos	00h-24h	638 <b>11,08%</b>	749 <b>13,00%</b>	791 <b>13,73%</b>	767 <b>13,31%</b>	724 <b>12,58%</b>	819 <b>14,21%</b>	748 <b>12,99%</b>
	06h-22h	539 <b>8,13%</b>	674 <b>10,18%</b>	741 <b>11,18%</b>	590 <b>8,90%</b>	649 <b>9,79%</b>	747 <b>11,28%</b>	657 <b>9,91%</b>
	08h-14h	186 <b>9,27%</b>	269 <b>13,43%</b>	260 <b>12,99%</b>	220 <b>10,97%</b>	297 <b>14,84%</b>	287 <b>14,34%</b>	253 <b>12,64%</b>



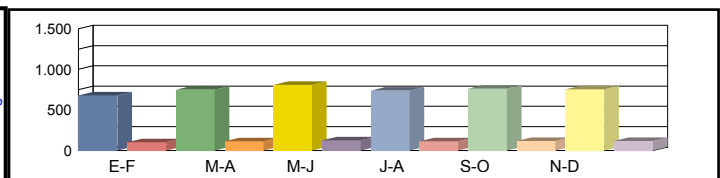
Media Sábados	00h-24h	649 <b>11,27%</b>	632 <b>10,97%</b>	700 <b>12,15%</b>	640 <b>11,10%</b>	694 <b>12,05%</b>	661 <b>11,48%</b>	663 <b>11,50%</b>
	06h-22h	590 <b>8,90%</b>	569 <b>8,59%</b>	630 <b>9,50%</b>	576 <b>8,69%</b>	613 <b>9,26%</b>	580 <b>8,75%</b>	593 <b>8,95%</b>
	08h-14h	293 <b>14,62%</b>	280 <b>13,96%</b>	302 <b>15,06%</b>	288 <b>14,35%</b>	313 <b>15,63%</b>	281 <b>14,04%</b>	293 <b>14,61%</b>



Media Laborales	00h-24h	712 <b>12,36%</b>	774 <b>13,44%</b>	816 <b>14,16%</b>	758 <b>13,16%</b>	779 <b>13,52%</b>	763 <b>13,24%</b>	767 <b>13,31%</b>
	06h-22h	674 <b>10,17%</b>	728 <b>10,99%</b>	778 <b>11,75%</b>	678 <b>10,23%</b>	737 <b>11,13%</b>	724 <b>10,93%</b>	720 <b>10,87%</b>
	08h-14h	324 <b>16,19%</b>	332 <b>16,57%</b>	369 <b>18,40%</b>	283 <b>14,13%</b>	322 <b>16,06%</b>	323 <b>16,13%</b>	326 <b>16,25%</b>



Media Diaria	00h-24h	678 <b>12,79%</b>	750 <b>13,02%</b>	807 <b>13,29%</b>	738 <b>13,09%</b>	760 <b>13,12%</b>	753 <b>13,27%</b>	<b>748</b> <b>13,10%</b>
	06h-22h	631 <b>10,28%</b>	698 <b>10,53%</b>	765 <b>10,80%</b>	639 <b>10,36%</b>	709 <b>10,57%</b>	706 <b>10,71%</b>	<b>691</b> <b>10,54%</b>
	08h-14h	298 <b>15,25%</b>	316 <b>15,75%</b>	353 <b>15,84%</b>	264 <b>15,45%</b>	315 <b>16,19%</b>	310 <b>15,89%</b>	<b>309</b> <b>15,73%</b>



Coeficientes	N							
	L							
Coeficiente	S							

Los datos en color negro corresponden al total de vehículos y los datos en color azul corresponden a vehículos pesados (en %)



Castilla-La Mancha

Consejería de Fomento

**Estación:** CR-11a  
**Carretera:** CM-3102 p.k. 16,20 **Provincia:** CIUDAD REAL  
**Ubicación:** Tomelloso - Socuéllamos  
**Año:** 2024  
**Tipo:** PRIMARIA

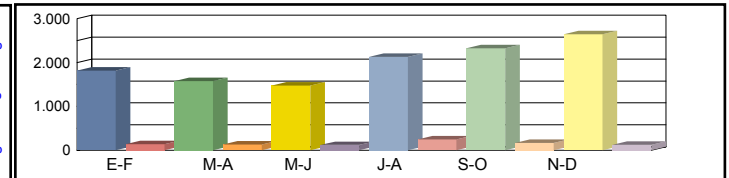
Dirección General de Carreteras

Ene-Feb	Mar-Abr	May-Jun	Jul-Ago	Sep-Oct	Nov-Dic	IMD
---------	---------	---------	---------	---------	---------	-----

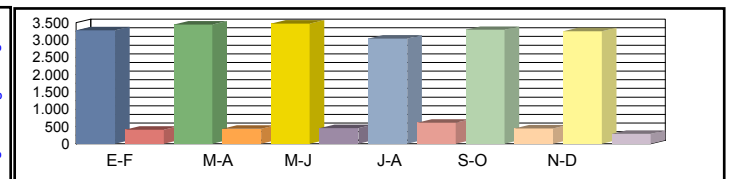
Media	00h-24h	1.965 <b>5,60%</b>	1.683 <b>8,26%</b>	1.621 <b>6,11%</b>	2.578 <b>6,98%</b>	1.632 <b>7,84%</b>	2.040 <b>3,77%</b>	1.920 <b>6,43%</b>
Domingos	06h-22h	1.747 <b>5,15%</b>	1.494 <b>6,56%</b>	1.438 <b>4,59%</b>	1.903 <b>8,72%</b>	1.387 <b>7,86%</b>	1.716 <b>3,21%</b>	1.614 <b>6,01%</b>
	08h-14h	711 <b>4,08%</b>	557 <b>8,80%</b>	519 <b>6,55%</b>	811 <b>9,37%</b>	538 <b>9,85%</b>	673 <b>5,20%</b>	635 <b>7,31%</b>



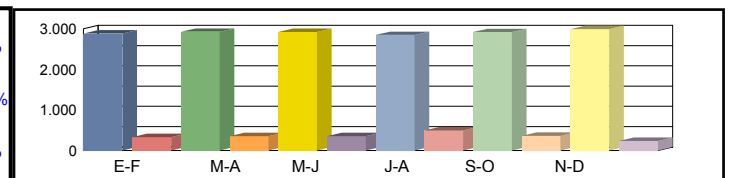
Media	00h-24h	1.816 <b>7,16%</b>	1.574 <b>7,75%</b>	1.478 <b>7,51%</b>	2.129 <b>10,29%</b>	2.327 <b>6,75%</b>	2.645 <b>4,42%</b>	1.995 <b>7,31%</b>
Sábados	06h-22h	1.624 <b>6,90%</b>	1.407 <b>7,60%</b>	1.321 <b>6,81%</b>	1.658 <b>11,88%</b>	2.063 <b>6,83%</b>	2.324 <b>4,17%</b>	1.733 <b>7,37%</b>
	08h-14h	748 <b>4,68%</b>	629 <b>8,11%</b>	566 <b>6,89%</b>	695 <b>7,05%</b>	716 <b>12,01%</b>	1.095 <b>3,20%</b>	742 <b>6,99%</b>



Media	00h-24h	3.277 <b>11,11%</b>	3.445 <b>11,32%</b>	3.471 <b>11,52%</b>	3.043 <b>16,76%</b>	3.293 <b>11,96%</b>	3.256 <b>8,17%</b>	3.298 <b>11,81%</b>
Laborales	06h-22h	3.129 <b>10,77%</b>	3.329 <b>10,99%</b>	3.351 <b>11,34%</b>	2.803 <b>17,20%</b>	3.121 <b>11,95%</b>	3.084 <b>7,94%</b>	3.136 <b>11,70%</b>
	08h-14h	1.392 <b>12,28%</b>	1.487 <b>11,10%</b>	1.423 <b>13,28%</b>	1.332 <b>16,52%</b>	1.351 <b>13,10%</b>	1.376 <b>9,01%</b>	1.394 <b>12,55%</b>



Media	00h-24h	2.881 <b>10,20%</b>	2.926 <b>10,80%</b>	2.922 <b>10,81%</b>	2.847 <b>14,82%</b>	2.918 <b>11,03%</b>	2.994 <b>7,25%</b>	<b>2.915</b> <b>10,82%</b>
Diaria	06h-22h	2.716 <b>9,90%</b>	2.792 <b>10,42%</b>	2.788 <b>10,55%</b>	2.510 <b>15,78%</b>	2.722 <b>11,09%</b>	2.780 <b>7,09%</b>	<b>2.718</b> <b>10,81%</b>
	08h-14h	1.202 <b>10,90%</b>	1.232 <b>10,71%</b>	1.171 <b>12,38%</b>	1.166 <b>15,01%</b>	1.144 <b>12,76%</b>	1.235 <b>7,94%</b>	<b>1.192</b> <b>11,62%</b>



Coeficientes	N	1,04730	1,03485	1,03581	1,08562	1,05511	1,05577	
	L	1,00641	0,95733	0,95016	1,08380	1,00152	1,01290	
Coeficiente	S							0,88387

Los datos en color negro corresponden al total de vehículos y los datos en color azul corresponden a vehículos pesados (en %)





**Castilla-La Mancha**

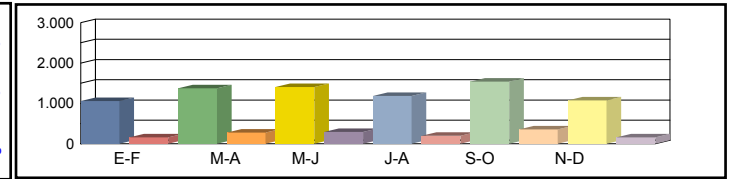
Consejería de Fomento

**Estación:** CR-11c  
**Carretera:** CM-3102 p.k. 27,00 **Provincia:** CIUDAD REAL  
**Ubicación:** Socuéllamos - Int. Límite Provincia con Cuenca (Las Mesas)  
**Año:** 2024  
**Tipo:** COBERTURA

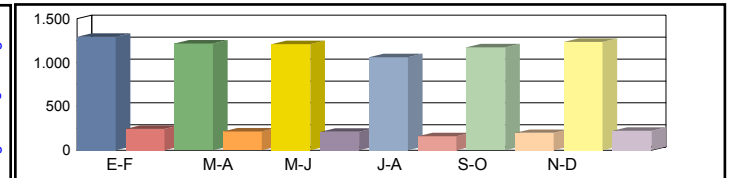
**Dirección General de Carreteras**

Ene-Feb	Mar-Abr	May-Jun	Jul-Ago	Sep-Oct	Nov-Dic	IMD
---------	---------	---------	---------	---------	---------	-----

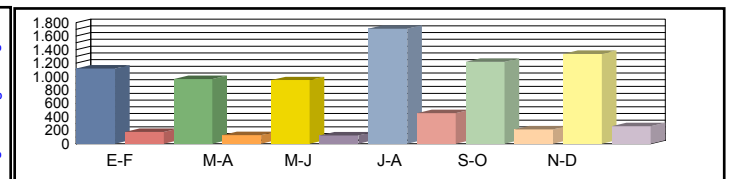
Media Domingos	00h-24h	1.061 13,03%	1.374 16,88%	1.410 17,33%	1.186 14,58%	1.539 18,91%	1.073 13,19%	1.274 15,65%
	06h-22h	932 12,94%	1.340 18,62%	1.388 19,28%	1.100 15,28%	1.484 20,62%	970 13,47%	1.202 16,70%
	08h-14h	206 8,89%	431 18,60%	424 18,27%	388 16,73%	409 17,64%	335 14,45%	366 15,76%



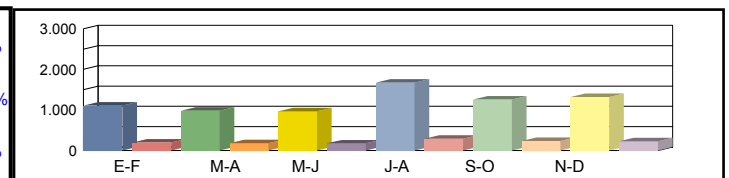
Media Sábados	00h-24h	1.293 15,89%	1.217 14,95%	1.208 14,84%	1.062 13,05%	1.174 14,43%	1.234 15,16%	1.198 14,72%
	06h-22h	1.063 14,77%	1.066 14,81%	1.029 14,29%	923 12,83%	1.029 14,29%	1.205 16,74%	1.052 14,62%
	08h-14h	471 20,30%	455 19,62%	421 18,16%	299 12,91%	474 20,43%	535 23,09%	442 19,08%



Media Laborales	00h-24h	1.117 13,73%	962 11,83%	946 11,62%	1.712 21,04%	1.217 14,95%	1.337 16,43%	1.215 14,93%
	06h-22h	1.034 14,36%	884 12,28%	868 12,06%	1.559 21,65%	1.116 15,50%	1.233 17,13%	1.116 15,50%
	08h-14h	422 18,22%	357 15,38%	345 14,88%	610 26,33%	436 18,81%	477 20,56%	441 19,03%



Media Diaria	00h-24h	1.106 14,81%	980 15,23%	966 15,28%	1.675 14,63%	1.257 15,44%	1.317 14,73%	1.217 15,02%
	06h-22h	1.003 15,03%	904 15,85%	888 15,87%	1.517 15,09%	1.156 16,06%	1.224 15,39%	1.115 15,55%
	08h-14h	395 17,60%	359 18,89%	342 18,64%	573 17,67%	437 18,87%	477 18,80%	430 18,41%



Coeficientes	N						
	L						
Coeficiente	S						

Los datos en color negro corresponden al total de vehículos y los datos en color azul corresponden a vehículos pesados (en %)



**Castilla-La Mancha**

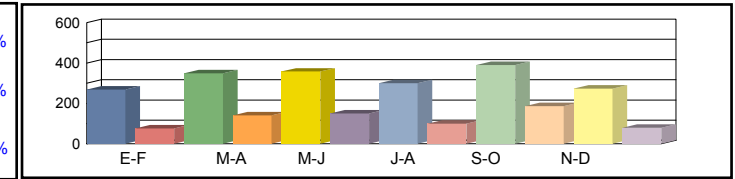
Consejería de Fomento

**Estación:** CR-11d  
**Carretera:** CM-3163 p.k. 4,00 **Provincia:** CIUDAD REAL  
**Ubicación:** Socuéllamos - Límite provincia con Cuenca  
**Año:** 2024  
**Tipo:** COBERTURA

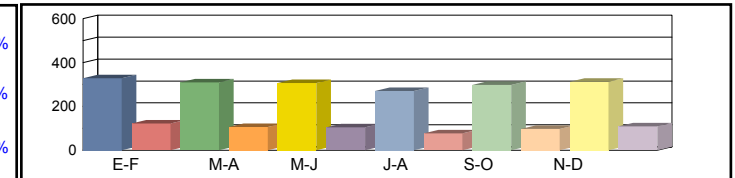
**Dirección General de Carreteras**

Ene-Feb	Mar-Abr	May-Jun	Jul-Ago	Sep-Oct	Nov-Dic	IMD
---------	---------	---------	---------	---------	---------	-----

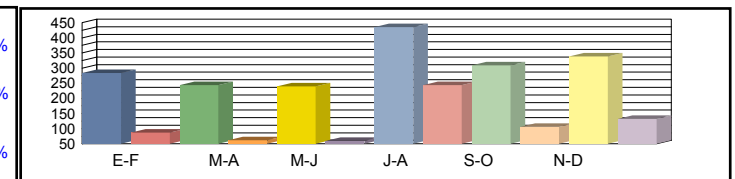
Media Domingos	00h-24h	269 <b>22,28%</b>	349 <b>28,86%</b>	358 <b>29,62%</b>	301 <b>24,92%</b>	391 <b>32,33%</b>	273 <b>22,55%</b>	324 <b>26,76%</b>
	06h-22h	192 <b>20,69%</b>	276 <b>29,76%</b>	286 <b>30,82%</b>	227 <b>24,43%</b>	306 <b>32,96%</b>	200 <b>21,54%</b>	248 <b>26,70%</b>
	08h-14h	60 <b>8,12%</b>	127 <b>17,00%</b>	124 <b>16,70%</b>	114 <b>15,29%</b>	120 <b>16,12%</b>	98 <b>13,21%</b>	107 <b>14,41%</b>



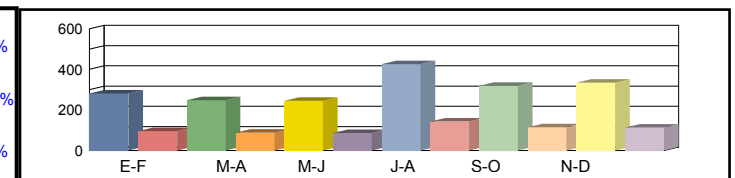
Media Sábados	00h-24h	328 <b>27,17%</b>	309 <b>25,57%</b>	307 <b>25,38%</b>	270 <b>22,31%</b>	298 <b>24,66%</b>	313 <b>25,92%</b>	304 <b>25,17%</b>
	06h-22h	219 <b>23,61%</b>	220 <b>23,67%</b>	212 <b>22,84%</b>	190 <b>20,51%</b>	212 <b>22,85%</b>	248 <b>26,76%</b>	217 <b>23,37%</b>
	08h-14h	138 <b>18,56%</b>	134 <b>17,93%</b>	124 <b>16,60%</b>	88 <b>11,79%</b>	139 <b>18,67%</b>	157 <b>21,10%</b>	130 <b>17,44%</b>



Media Laborales	00h-24h	284 <b>23,46%</b>	244 <b>20,22%</b>	240 <b>19,87%</b>	435 <b>35,96%</b>	309 <b>25,57%</b>	339 <b>28,09%</b>	308 <b>25,53%</b>
	06h-22h	213 <b>22,96%</b>	182 <b>19,63%</b>	179 <b>19,28%</b>	321 <b>34,62%</b>	230 <b>24,78%</b>	254 <b>27,38%</b>	230 <b>24,78%</b>
	08h-14h	124 <b>16,65%</b>	105 <b>14,06%</b>	101 <b>13,60%</b>	179 <b>24,06%</b>	128 <b>17,19%</b>	140 <b>18,79%</b>	130 <b>17,39%</b>



Media Diaria	00h-24h	281 <b>25,33%</b>	248 <b>26,04%</b>	245 <b>26,12%</b>	426 <b>25,01%</b>	319 <b>26,40%</b>	334 <b>25,19%</b>	<b>309</b> <b>25,68%</b>
	06h-22h	207 <b>24,03%</b>	186 <b>25,33%</b>	183 <b>25,37%</b>	312 <b>24,12%</b>	238 <b>25,68%</b>	252 <b>24,60%</b>	<b>230</b> <b>24,86%</b>
	08h-14h	116 <b>16,09%</b>	105 <b>17,27%</b>	100 <b>17,03%</b>	168 <b>16,15%</b>	128 <b>17,25%</b>	140 <b>17,18%</b>	<b>126</b> <b>16,83%</b>



Coeficientes	N							
	L							
Coeficiente	S							

Los datos en color negro corresponden al total de vehículos y los datos en color azul corresponden a vehículos pesados (en %)



Castilla-La Mancha

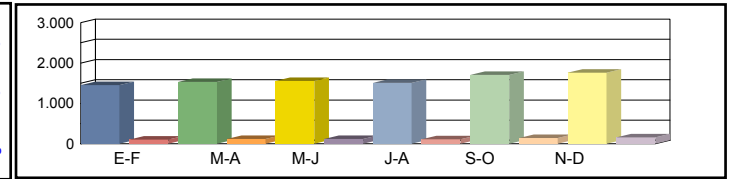
Consejería de Fomento

**Estación:** CR-120  
**Carretera:** CM-4107 p.k. 9,00 **Provincia:** CIUDAD REAL  
**Ubicación:** Daimiel - Int. CM-4107a (Bolaños de Calatrava)  
**Año:** 2024  
**Tipo:** COBERTURA

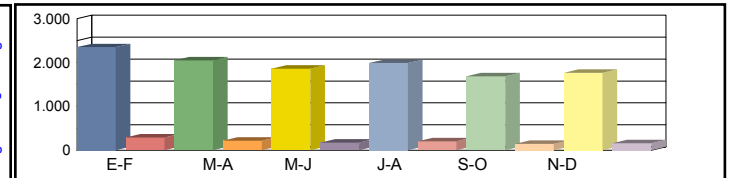
Dirección General de Carreteras

	Ene-Feb	Mar-Abr	May-Jun	Jul-Ago	Sep-Oct	Nov-Dic	IMD
--	---------	---------	---------	---------	---------	---------	-----

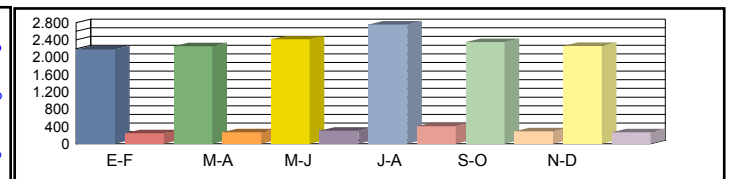
Media	00h-24h	1.454 6,81%	1.535 7,19%	1.555 7,28%	1.512 7,08%	1.707 7,99%	1.765 8,26%	1.588 7,44%
Domingos	06h-22h	1.233 5,53%	1.406 6,31%	1.368 6,14%	1.256 5,64%	1.579 7,08%	1.644 7,38%	1.414 6,35%
	08h-14h	366 6,96%	384 7,29%	396 7,52%	411 7,80%	449 8,52%	400 7,59%	401 7,61%



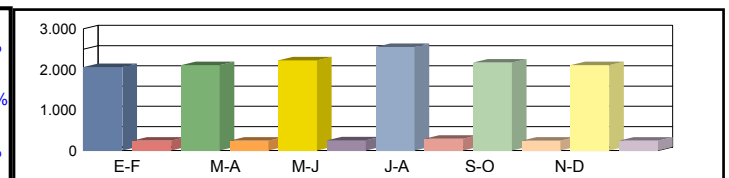
Media	00h-24h	2.350 11,00%	2.051 9,60%	1.861 8,71%	1.987 9,30%	1.687 7,90%	1.766 8,27%	1.950 9,13%
Sábados	06h-22h	2.170 9,74%	1.887 8,47%	1.706 7,66%	1.877 8,42%	1.510 6,77%	1.578 7,08%	1.788 8,02%
	08h-14h	734 13,95%	730 13,86%	585 11,11%	549 10,43%	493 9,37%	437 8,31%	588 11,17%



Media	00h-24h	2.179 10,20%	2.256 10,56%	2.414 11,30%	2.755 12,90%	2.352 11,01%	2.266 10,61%	2.370 11,10%
Laborales	06h-22h	2.026 9,09%	2.143 9,62%	2.291 10,28%	2.498 11,21%	2.199 9,87%	2.134 9,58%	2.215 9,94%
	08h-14h	666 12,65%	664 12,60%	771 14,65%	821 15,59%	711 13,50%	703 13,35%	723 13,72%



Media	00h-24h	2.060 10,41%	2.103 10,26%	2.225 10,15%	2.554 10,21%	2.165 10,14%	2.105 10,23%	2.202 10,23%
Diaria	06h-22h	1.895 9,23%	1.989 9,16%	2.094 9,02%	2.293 9,06%	2.012 9,03%	1.971 9,11%	2.042 9,10%
	08h-14h	623 12,63%	623 12,67%	703 12,31%	745 12,25%	642 12,20%	620 11,91%	659 12,33%



Coeficientes	N							
	L							
Coeficiente	S							

Los datos en color negro corresponden al total de vehículos y los datos en color azul corresponden a vehículos pesados (en %)



Castilla-La Mancha

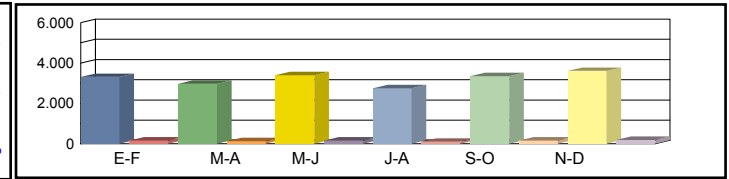
Consejería de Fomento

**Estación:** CR-121  
**Carretera:** CM-4174 p.k. 8,50 **Provincia:** CIUDAD REAL  
**Ubicación:** Miguelturra - Pozuelo de Calatrava  
**Año:** 2024  
**Tipo:** COBERTURA

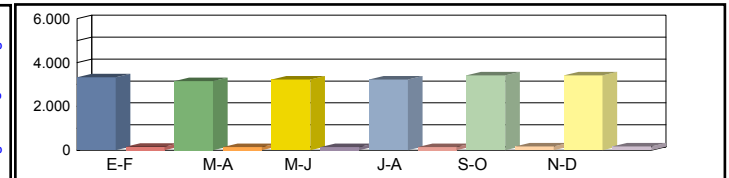
Dirección General de Carreteras

Ene-Feb	Mar-Abr	May-Jun	Jul-Ago	Sep-Oct	Nov-Dic	IMD
---------	---------	---------	---------	---------	---------	-----

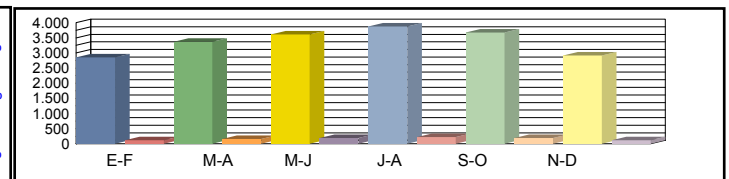
Media	00h-24h	3.311	4,60%	2.973	4,13%	3.400	4,72%	2.758	3,83%	3.347	4,65%	3.611	5,01%	3.233	4,49%
Domingos	06h-22h	3.153	3,88%	2.824	3,48%	3.121	3,84%	2.510	3,09%	3.164	3,89%	3.491	4,30%	3.044	3,75%
	08h-14h	1.170	3,54%	1.014	3,07%	1.179	3,57%	916	2,77%	1.250	3,78%	1.370	4,14%	1.150	3,48%



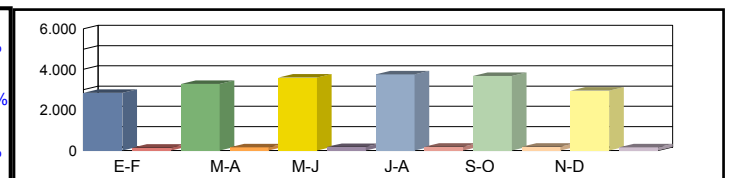
Media	00h-24h	3.332	4,63%	3.155	4,38%	3.221	4,47%	3.224	4,48%	3.415	4,74%	3.419	4,75%	3.294	4,57%
Sábados	06h-22h	3.210	3,95%	2.962	3,65%	3.042	3,74%	2.879	3,54%	3.120	3,84%	3.345	4,12%	3.093	3,81%
	08h-14h	1.457	4,41%	1.369	4,14%	1.381	4,18%	1.215	3,68%	1.198	3,63%	1.456	4,40%	1.346	4,07%



Media	00h-24h	2.853	3,96%	3.373	4,68%	3.608	5,01%	3.873	5,38%	3.674	5,10%	2.913	4,05%	3.382	4,70%
Laborales	06h-22h	2.930	3,61%	3.250	4,00%	3.816	4,70%	3.232	3,98%	3.129	3,85%	2.777	3,42%	3.189	3,92%
	08h-14h	1.110	3,36%	1.311	3,97%	1.559	4,72%	1.295	3,92%	1.354	4,10%	1.020	3,08%	1.275	3,86%



Media	00h-24h	2.841	4,66%	3.285	4,56%	3.589	4,66%	3.748	4,53%	3.677	4,69%	2.948	4,74%	<b>3.348</b>	4,64%
Diaria	06h-22h	2.912	3,98%	3.148	3,87%	3.759	3,94%	3.074	3,80%	3.099	3,96%	2.818	4,06%	<b>3.135</b>	3,94%
	08h-14h	1.111	3,97%	1.277	3,86%	1.548	3,94%	1.226	3,75%	1.328	3,89%	1.043	4,05%	<b>1.256</b>	3,91%



Coeficientes	N						
	L						
Coeficiente	S						

Los datos en color negro corresponden al total de vehículos y los datos en color azul corresponden a vehículos pesados (en %)



Castilla-La Mancha

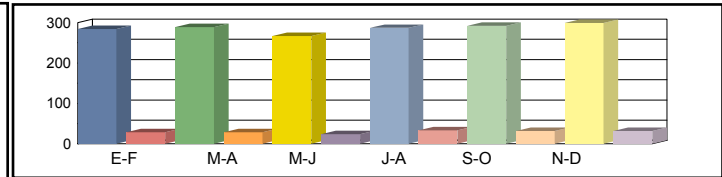
Consejería de Fomento

**Estación:** cr-121c  
**Carretera:** CM-4173 p.k. 1,00 **Provincia:** CIUDAD REAL  
**Ubicación:** Enlace CM-45(Miguelturra) - Enlace A-43 (Miguelturra)  
**Año:** 2024  
**Tipo:** PRIMARIA

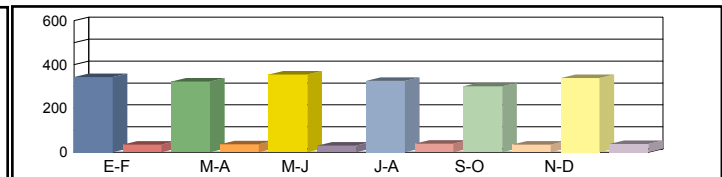
Dirección General de Carreteras

	Ene-Feb	Mar-Abr	May-Jun	Jul-Ago	Sep-Oct	Nov-Dic	IMD
--	---------	---------	---------	---------	---------	---------	-----

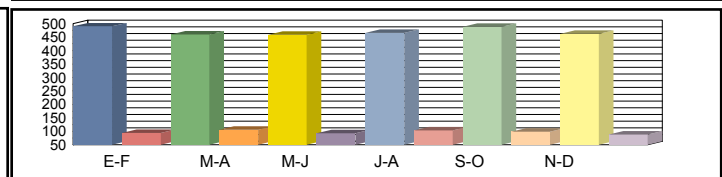
Media Domingos	00h-24h	284 <b>9,15%</b>	289 <b>9,00%</b>	267 <b>8,24%</b>	287 <b>10,45%</b>	292 <b>9,93%</b>	299 <b>9,70%</b>	286 <b>9,41%</b>
	06h-22h	256 <b>6,64%</b>	260 <b>5,77%</b>	240 <b>6,67%</b>	259 <b>7,72%</b>	261 <b>8,43%</b>	268 <b>7,46%</b>	257 <b>7,12%</b>
	08h-14h	120 <b>3,33%</b>	101 <b>1,98%</b>	94 <b>11,70%</b>	116 <b>10,34%</b>	105 <b>2,86%</b>	106 <b>3,77%</b>	107 <b>5,67%</b>



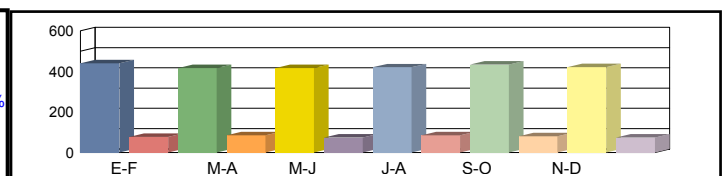
Media Sábados	00h-24h	343 <b>9,33%</b>	323 <b>10,22%</b>	355 <b>7,89%</b>	325 <b>10,77%</b>	301 <b>10,30%</b>	339 <b>10,03%</b>	331 <b>9,76%</b>
	06h-22h	315 <b>8,57%</b>	279 <b>7,89%</b>	326 <b>6,75%</b>	286 <b>7,34%</b>	276 <b>7,97%</b>	309 <b>7,12%</b>	298 <b>7,61%</b>
	08h-14h	137 <b>10,22%</b>	110 <b>9,09%</b>	147 <b>5,44%</b>	132 <b>4,55%</b>	123 <b>8,94%</b>	122 <b>9,02%</b>	128 <b>7,88%</b>



Media Laborales	00h-24h	490 <b>16,12%</b>	460 <b>18,70%</b>	459 <b>16,78%</b>	466 <b>18,24%</b>	488 <b>16,80%</b>	462 <b>16,02%</b>	471 <b>17,11%</b>
	06h-22h	465 <b>15,70%</b>	429 <b>17,25%</b>	429 <b>15,38%</b>	435 <b>16,32%</b>	463 <b>16,20%</b>	438 <b>14,61%</b>	443 <b>15,91%</b>
	08h-14h	195 <b>22,05%</b>	193 <b>23,32%</b>	188 <b>19,15%</b>	187 <b>21,93%</b>	221 <b>21,72%</b>	196 <b>19,39%</b>	197 <b>21,26%</b>



Media Diaria	00h-24h	440 <b>14,77%</b>	416 <b>16,83%</b>	416 <b>14,90%</b>	420 <b>16,67%</b>	433 <b>15,47%</b>	421 <b>14,73%</b>	<b>424</b> <b>15,56%</b>
	06h-22h	413 <b>14,04%</b>	383 <b>15,14%</b>	387 <b>13,70%</b>	389 <b>14,65%</b>	407 <b>14,74%</b>	396 <b>13,13%</b>	<b>396</b> <b>14,23%</b>
	08h-14h	176 <b>18,75%</b>	168 <b>20,24%</b>	169 <b>17,16%</b>	169 <b>18,93%</b>	190 <b>18,95%</b>	172 <b>16,86%</b>	<b>174</b> <b>18,48%</b>



Coeficientes	N	1,05376	1,07226	1,06993	1,07126	1,05400	1,05479	
	L	0,96122	1,02391	1,02614	1,01073	0,96516	1,01948	
Coeficiente	S							0,90143

Los datos en color negro corresponden al total de vehículos y los datos en color azul corresponden a vehículos pesados (en %)



Castilla-La Mancha

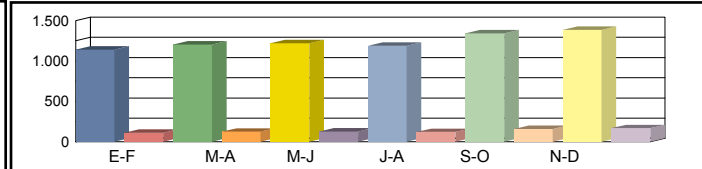
Consejería de Fomento

**Estación:** CR-121d  
**Carretera:** CM-4107 p.k. 14,50 **Provincia:** CIUDAD REAL  
**Ubicación:** Int. CM-4107a (Bolaños de Calatrava) -Int. CM-4124  
**Año:** 2024  
**Tipo:** COBERTURA

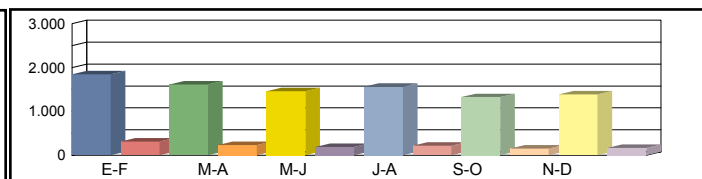
Dirección General de Carreteras

Ene-Feb	Mar-Abr	May-Jun	Jul-Ago	Sep-Oct	Nov-Dic	IMD
---------	---------	---------	---------	---------	---------	-----

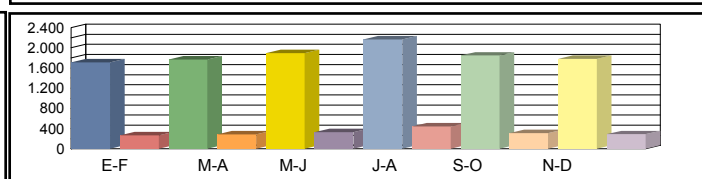
Media Domingos	00h-24h	1.143 8,97%	1.206 9,46%	1.222 9,59%	1.188 9,33%	1.341 10,52%	1.387 10,88%	1.248 9,79%
	06h-22h	982 7,75%	1.120 8,83%	1.090 8,59%	1.001 7,89%	1.258 9,92%	1.310 10,33%	1.127 8,88%
	08h-14h	516 5,45%	541 5,71%	558 5,89%	579 6,11%	632 6,67%	563 5,94%	565 5,96%



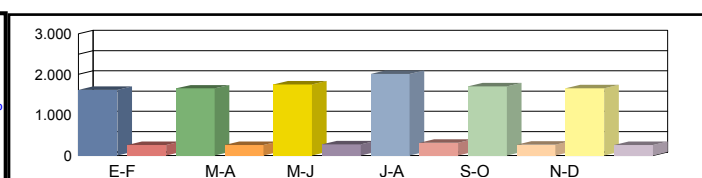
Media Sábados	00h-24h	1.846 14,49%	1.611 12,64%	1.462 11,47%	1.562 12,25%	1.326 10,40%	1.388 10,89%	1.532 12,03%
	06h-22h	1.729 13,63%	1.503 11,85%	1.359 10,72%	1.495 11,79%	1.203 9,48%	1.257 9,91%	1.424 11,23%
	08h-14h	1.035 10,93%	1.028 10,86%	825 8,71%	774 8,17%	695 7,34%	616 6,51%	829 8,75%



Media Laborales	00h-24h	1.712 13,44%	1.772 13,91%	1.897 14,88%	2.165 16,99%	1.848 14,50%	1.781 13,97%	1.862 14,62%
	06h-22h	1.614 12,73%	1.707 13,46%	1.825 14,39%	1.990 15,69%	1.752 13,81%	1.700 13,40%	1.765 13,91%
	08h-14h	939 9,91%	935 9,87%	1.087 11,48%	1.157 12,22%	1.002 10,58%	991 10,46%	1.018 10,75%



Media Diaria	00h-24h	1.618 13,71%	1.652 13,52%	1.749 13,37%	2.007 13,44%	1.701 13,35%	1.654 13,47%	1.730 13,48%
	06h-22h	1.510 12,92%	1.584 12,82%	1.668 12,63%	1.827 12,68%	1.603 12,64%	1.570 12,76%	1.627 12,74%
	08h-14h	878 9,90%	877 9,92%	991 9,64%	1.049 9,60%	905 9,56%	875 9,34%	929 9,66%



Coeficientes	N							
	L							
Coeficiente	S							

Los datos en color negro corresponden al total de vehículos y los datos en color azul corresponden a vehículos pesados (en %)



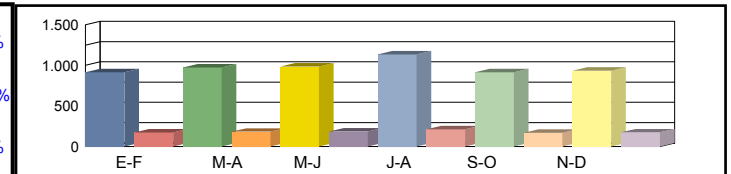
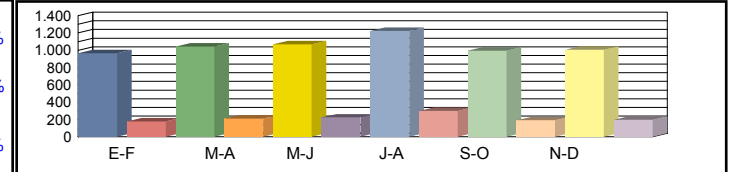
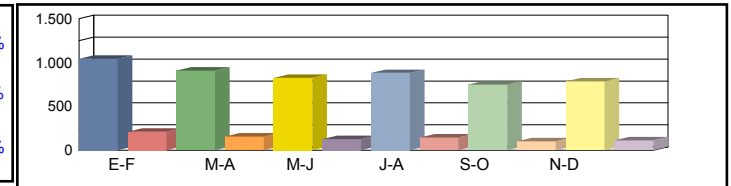
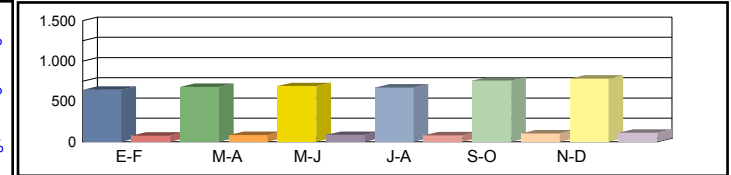
**Castilla-La Mancha**

Consejería de Fomento

**Estación:** CR-121e  
**Carretera:** CM-4124 p.k. 2,00 **Provincia:** CIUDAD REAL  
**Ubicación:** Enl. CM-45 (Almagro) - Bolaños de Calatrava  
**Año:** 2024  
**Tipo:** COBERTURA

**Dirección General de Carreteras**

		Ene-Feb	Mar-Abr	May-Jun	Jul-Ago	Sep-Oct	Nov-Dic	IMD
Media Domingos	00h-24h	645 10,44%	681 11,01%	690 11,16%	671 10,85%	757 12,24%	783 12,66%	704 11,39%
	06h-22h	537 8,03%	612 9,15%	595 8,91%	547 8,18%	687 10,28%	716 10,70%	616 9,21%
	08h-14h	226 7,16%	237 7,51%	244 7,74%	253 8,02%	277 8,77%	247 7,81%	247 7,83%
Media Sábados	00h-24h	1.042 16,86%	909 14,71%	825 13,35%	881 14,26%	748 12,10%	783 12,67%	865 13,99%
	06h-22h	944 14,12%	821 12,28%	743 11,11%	817 12,22%	657 9,83%	687 10,27%	778 11,64%
	08h-14h	453 14,35%	451 14,26%	361 11,44%	339 10,73%	305 9,64%	270 8,55%	363 11,49%
Media Laborales	00h-24h	966 15,63%	1.043 16,87%	1.070 17,32%	1.222 19,77%	995 16,10%	1.005 16,26%	1.050 16,99%
	06h-22h	882 13,19%	957 14,32%	997 14,92%	1.087 16,26%	915 13,68%	929 13,89%	961 14,38%
	08h-14h	411 13,01%	439 13,90%	476 15,07%	507 16,05%	394 12,48%	434 13,74%	444 14,04%
Media Diaria	00h-24h	913 15,95%	972 15,73%	986 15,55%	1.133 15,64%	916 15,53%	933 15,67%	<b>976 15,68%</b>
	06h-22h	825 13,39%	888 13,29%	911 13,08%	998 13,14%	837 13,10%	858 13,22%	<b>886 13,20%</b>
	08h-14h	384 13,00%	412 13,03%	434 12,66%	460 12,60%	356 12,55%	383 12,26%	<b>405 12,69%</b>
Coeficientes	N							
	L							
Coeficiente	S							



Los datos en color negro corresponden al total de vehículos y los datos en color azul corresponden a vehículos pesados (en %)



**Castilla-La Mancha**

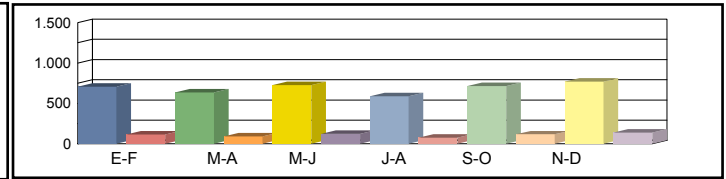
Consejería de Fomento

**Estación:** CR-121f  
**Carretera:** CM-4174 p.k. 12,50 **Provincia:** CIUDAD REAL  
**Ubicación:** Pozuelo de Calatrava - Int CM-45  
**Año:** 2024  
**Tipo:** COBERTURA

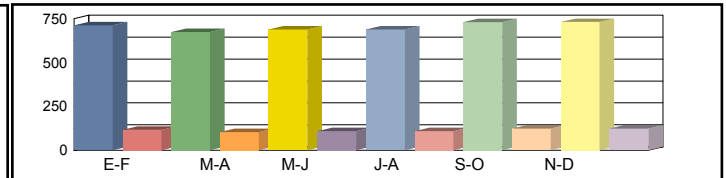
**Dirección General de Carreteras**

Ene-Feb	Mar-Abr	May-Jun	Jul-Ago	Sep-Oct	Nov-Dic	IMD
---------	---------	---------	---------	---------	---------	-----

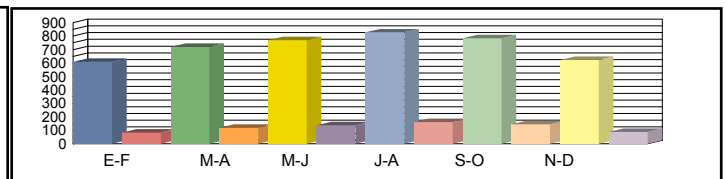
Media	00h-24h	708 14,02%	635 12,59%	727 14,40%	590 11,68%	715 14,18%	772 15,29%	691 13,69%
Domingos	06h-22h	656 13,92%	587 12,47%	649 13,78%	522 11,08%	658 13,97%	726 15,41%	633 13,44%
	08h-14h	298 15,23%	258 13,20%	300 15,35%	233 11,92%	318 16,27%	349 17,83%	293 14,97%



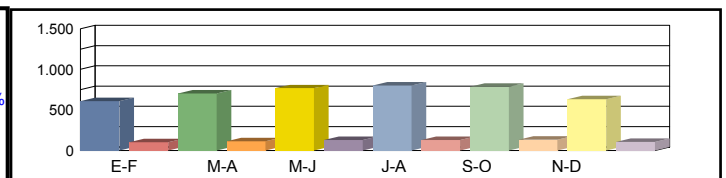
Media	00h-24h	712 14,11%	674 13,36%	688 13,64%	689 13,66%	730 14,46%	731 14,48%	704 13,95%
Sábados	06h-22h	668 14,17%	616 13,08%	633 13,43%	599 12,71%	649 13,77%	696 14,77%	644 13,66%
	08h-14h	371 18,96%	349 17,82%	352 17,97%	310 15,82%	305 15,60%	371 18,95%	343 17,52%



Media	00h-24h	610 12,08%	721 14,29%	771 15,28%	828 16,41%	785 15,56%	623 12,34%	723 14,32%
Laborales	06h-22h	610 12,94%	676 14,35%	794 16,85%	672 14,27%	651 13,81%	578 12,26%	664 14,08%
	08h-14h	283 14,45%	334 17,07%	397 20,30%	330 16,86%	345 17,63%	260 13,27%	325 16,60%



Media	00h-24h	607 14,22%	702 13,91%	767 14,21%	801 13,82%	786 14,30%	630 14,46%	<b>716 14,15%</b>
Diaria	06h-22h	606 14,26%	655 13,90%	782 14,14%	639 13,65%	645 14,21%	587 14,56%	<b>652 14,12%</b>
	08h-14h	283 17,08%	325 16,62%	394 16,95%	312 16,15%	338 16,74%	266 17,44%	<b>320 16,83%</b>



Coeficientes	N							
	L							
Coeficiente	S							

Los datos en color negro corresponden al total de vehículos y los datos en color azul corresponden a vehículos pesados (en %)





**Castilla-La Mancha**

Consejería de Fomento

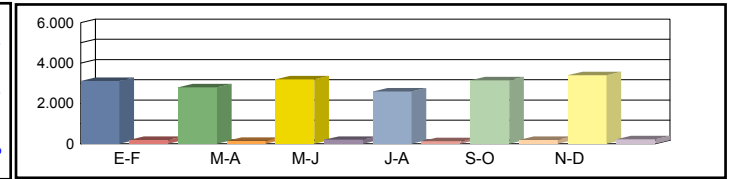
**Estación:** cr-121h  
**Carretera:** CM-4174 p.k. 20,00 **Provincia:** CIUDAD REAL  
**Ubicación:** Int CM-45 - Enlace CM-45(Almagro)  
**Año:** 2024  
**Tipo:** COBERTURA

**Dirección General de Carreteras**

Ene-Feb	Mar-Abr	May-Jun	Jul-Ago	Sep-Oct	Nov-Dic	IMD
---------	---------	---------	---------	---------	---------	-----

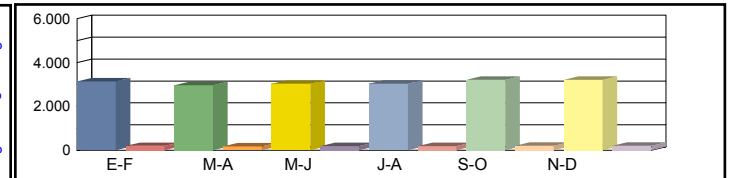
Media 00h-24h  
 Domingos 06h-22h  
 08h-14h

3.115	5,85%	2.796	5,25%	3.198	6,00%	2.594	4,87%	3.149	5,91%	3.396	6,38%	3.041	5,71%
2.945	5,21%	2.638	4,66%	2.915	5,16%	2.345	4,15%	2.956	5,23%	3.261	5,77%	2.843	5,03%
1.136	5,61%	985	4,86%	1.145	5,65%	889	4,39%	1.214	5,99%	1.330	6,57%	1.116	5,51%



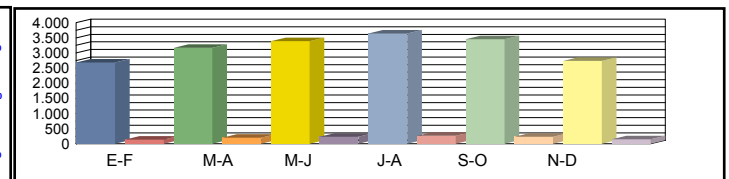
Media 00h-24h  
 Sábados 06h-22h  
 08h-14h

3.135	5,88%	2.968	5,57%	3.030	5,69%	3.033	5,69%	3.213	6,03%	3.216	6,04%	3.099	5,82%
2.999	5,30%	2.767	4,89%	2.841	5,02%	2.690	4,76%	2.914	5,15%	3.125	5,53%	2.889	5,11%
1.415	6,98%	1.329	6,56%	1.340	6,62%	1.180	5,82%	1.164	5,74%	1.413	6,98%	1.307	6,45%



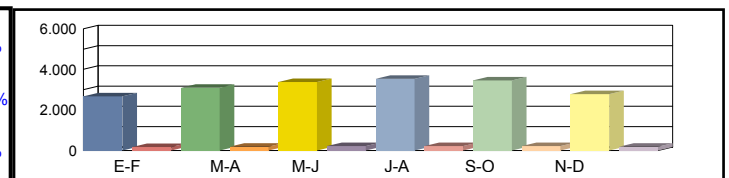
Media 00h-24h  
 Laborales 06h-22h  
 08h-14h

2.683	5,04%	3.173	5,96%	3.394	6,37%	3.644	6,84%	3.456	6,49%	2.740	5,14%	3.182	5,97%
2.737	4,84%	3.036	5,37%	3.565	6,30%	3.019	5,34%	2.923	5,17%	2.594	4,59%	2.979	5,27%
1.078	5,32%	1.273	6,28%	1.514	7,48%	1.258	6,21%	1.315	6,49%	990	4,89%	1.238	6,11%



Media 00h-24h  
 Diaria 06h-22h  
 08h-14h

2.671	5,93%	3.090	5,80%	3.376	5,92%	3.526	5,76%	3.458	5,96%	2.773	6,03%	<b>3.149</b>	5,90%
2.721	5,34%	2.941	5,20%	3.512	5,29%	2.872	5,11%	2.895	5,32%	2.632	5,45%	<b>2.929</b>	5,28%
1.079	6,29%	1.240	6,12%	1.504	6,24%	1.191	5,95%	1.290	6,17%	1.012	6,42%	<b>1.219</b>	6,20%



Coeficientes N  
 L  
 Coeficiente S


Los datos en color negro corresponden al total de vehículos y los datos en color azul corresponden a vehículos pesados (en %)



**Castilla-La Mancha**

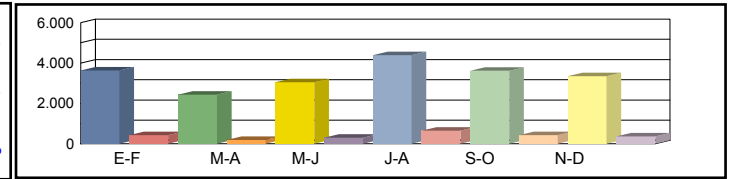
Consejería de Fomento

**Estación:** CR-123  
**Carretera:** CM-412 p.k. 71,00 **Provincia:** CIUDAD REAL  
**Ubicación:** Moral de Calatrava - Valdepeñas  
**Año:** 2024  
**Tipo:** COBERTURA

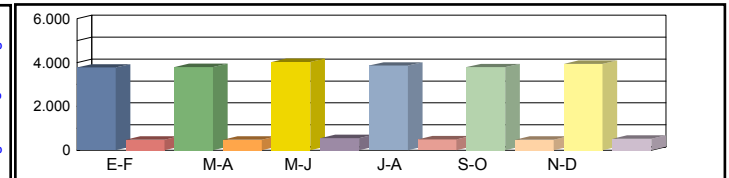
**Dirección General de Carreteras**

Ene-Feb	Mar-Abr	May-Jun	Jul-Ago	Sep-Oct	Nov-Dic	IMD
---------	---------	---------	---------	---------	---------	-----

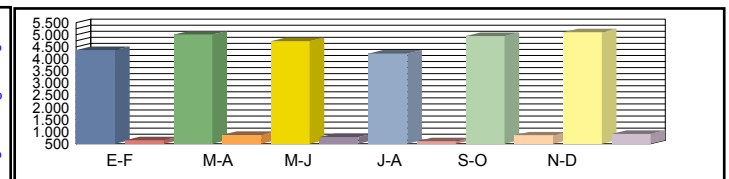
Media Domingos	00h-24h	3.635 <b>10,80%</b>	2.432 <b>7,22%</b>	3.052 <b>9,06%</b>	4.386 <b>13,03%</b>	3.622 <b>10,76%</b>	3.346 <b>9,94%</b>	3.412 <b>10,13%</b>
	06h-22h	3.138 <b>9,45%</b>	2.234 <b>6,73%</b>	2.748 <b>8,28%</b>	3.957 <b>11,92%</b>	3.263 <b>9,83%</b>	2.949 <b>8,88%</b>	3.048 <b>9,18%</b>
	08h-14h	828 <b>7,81%</b>	816 <b>7,70%</b>	1.008 <b>9,51%</b>	922 <b>8,69%</b>	953 <b>8,98%</b>	949 <b>8,94%</b>	913 <b>8,61%</b>



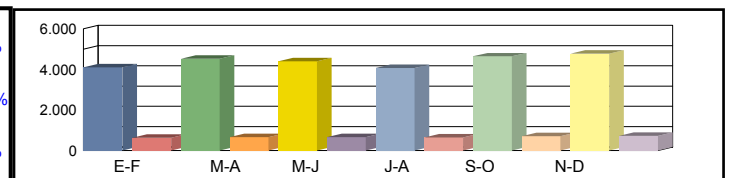
Media Sábados	00h-24h	3.770 <b>11,20%</b>	3.797 <b>11,28%</b>	4.029 <b>11,97%</b>	3.858 <b>11,46%</b>	3.785 <b>11,24%</b>	3.944 <b>11,71%</b>	3.864 <b>11,48%</b>
	06h-22h	3.487 <b>10,50%</b>	3.382 <b>10,19%</b>	3.657 <b>11,01%</b>	3.605 <b>10,86%</b>	3.417 <b>10,29%</b>	3.578 <b>10,78%</b>	3.521 <b>10,61%</b>
	08h-14h	1.274 <b>12,01%</b>	1.168 <b>11,01%</b>	1.416 <b>13,36%</b>	1.351 <b>12,74%</b>	1.486 <b>14,02%</b>	1.497 <b>14,12%</b>	1.365 <b>12,87%</b>



Media Laborales	00h-24h	4.375 <b>12,99%</b>	5.008 <b>14,87%</b>	4.739 <b>14,07%</b>	4.224 <b>12,54%</b>	4.950 <b>14,70%</b>	5.106 <b>15,17%</b>	4.734 <b>14,06%</b>
	06h-22h	4.143 <b>12,48%</b>	4.797 <b>14,45%</b>	4.489 <b>13,52%</b>	3.908 <b>11,77%</b>	4.686 <b>14,11%</b>	4.845 <b>14,59%</b>	4.478 <b>13,49%</b>
	08h-14h	1.615 <b>15,22%</b>	2.002 <b>18,88%</b>	1.717 <b>16,19%</b>	1.558 <b>14,69%</b>	1.604 <b>15,13%</b>	1.720 <b>16,22%</b>	1.703 <b>16,06%</b>



Media Diaria	00h-24h	4.102 <b>13,20%</b>	4.517 <b>12,70%</b>	4.397 <b>13,06%</b>	4.067 <b>13,55%</b>	4.641 <b>13,20%</b>	4.769 <b>13,15%</b>	<b>4.416</b> <b>13,14%</b>
	06h-22h	3.833 <b>12,51%</b>	4.284 <b>12,08%</b>	4.121 <b>12,41%</b>	3.732 <b>12,91%</b>	4.343 <b>12,53%</b>	4.467 <b>12,47%</b>	<b>4.130</b> <b>12,49%</b>
	08h-14h	1.436 <b>14,40%</b>	1.760 <b>14,24%</b>	1.573 <b>14,83%</b>	1.407 <b>14,63%</b>	1.471 <b>14,85%</b>	1.579 <b>14,86%</b>	<b>1.538</b> <b>14,63%</b>



Coeficientes	N							
	L							
Coeficiente	S							

Los datos en color negro corresponden al total de vehículos y los datos en color azul corresponden a vehículos pesados (en %)



Castilla-La Mancha

Consejería de Fomento

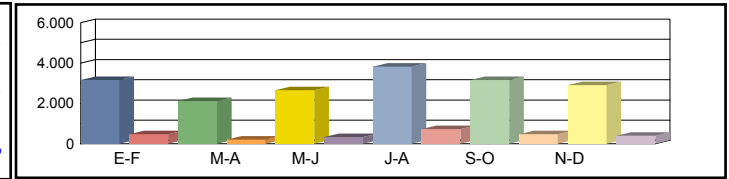
**Estación:** CR-123a  
**Carretera:** CM-412 p.k. 61,00 **Provincia:** CIUDAD REAL  
**Ubicación:** Int. CM-4128 - Moral de Calatrava  
**Año:** 2024  
**Tipo:** COBERTURA

Dirección General de Carreteras

Ene-Feb	Mar-Abr	May-Jun	Jul-Ago	Sep-Oct	Nov-Dic	IMD
---------	---------	---------	---------	---------	---------	-----

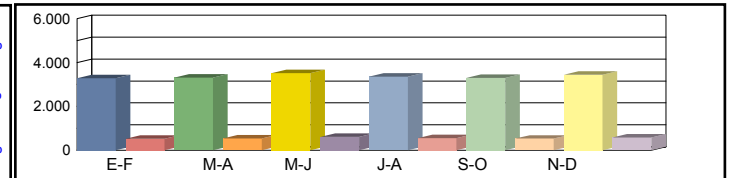
Media 00h-24h  
 Domingos 06h-22h  
 08h-14h

3.168 13,30%	2.119 8,90%	2.659 11,16%	3.822 16,04%	3.157 13,25%	2.916 12,24%	2.974 12,48%
2.721 11,92%	1.938 8,49%	2.383 10,44%	3.432 15,04%	2.830 12,40%	2.558 11,21%	2.644 11,58%
949 7,78%	935 7,66%	1.155 9,46%	1.056 8,65%	1.091 8,94%	1.087 8,90%	1.046 8,57%



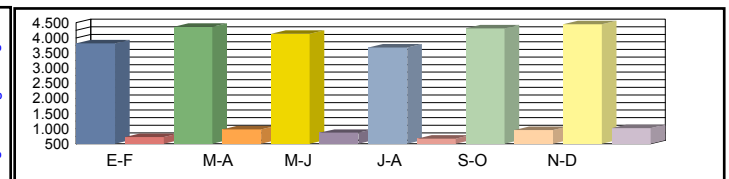
Media 00h-24h  
 Sábados 06h-22h  
 08h-14h

3.285 13,79%	3.309 13,89%	3.511 14,74%	3.362 14,11%	3.299 13,85%	3.437 14,43%	3.367 14,13%
3.024 13,25%	2.933 12,85%	3.171 13,89%	3.127 13,70%	2.963 12,98%	3.103 13,59%	3.054 13,38%
1.459 11,95%	1.337 10,96%	1.623 13,29%	1.548 12,68%	1.703 13,95%	1.715 14,05%	1.564 12,82%



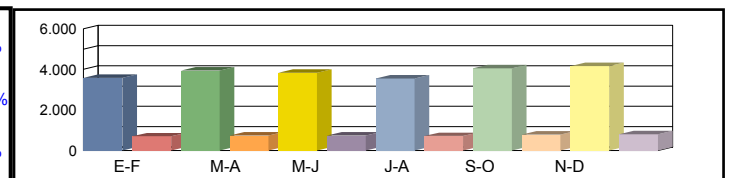
Media 00h-24h  
 Laborales 06h-22h  
 08h-14h

3.813 16,01%	4.364 18,32%	4.130 17,34%	3.681 15,45%	4.314 18,11%	4.450 18,68%	4.125 17,32%
3.593 15,74%	4.160 18,23%	3.893 17,06%	3.389 14,85%	4.063 17,80%	4.202 18,41%	3.883 17,01%
1.850 15,15%	2.294 18,79%	1.967 16,12%	1.785 14,62%	1.838 15,06%	1.970 16,14%	1.951 15,98%



Media 00h-24h  
 Diaria 06h-22h  
 08h-14h

3.575 16,25%	3.937 15,64%	3.832 16,08%	3.544 16,69%	4.045 16,25%	4.157 16,19%	<b>3.848 16,19%</b>
3.324 15,78%	3.715 15,23%	3.574 15,66%	3.236 16,29%	3.766 15,81%	3.874 15,73%	<b>3.582 15,75%</b>
1.645 14,33%	2.017 14,17%	1.802 14,76%	1.613 14,56%	1.686 14,78%	1.808 14,79%	<b>1.762 14,57%</b>



Coeficientes N  
 L  
 Coeficiente S


Los datos en color negro corresponden al total de vehículos y los datos en color azul corresponden a vehículos pesados (en %)



Castilla-La Mancha

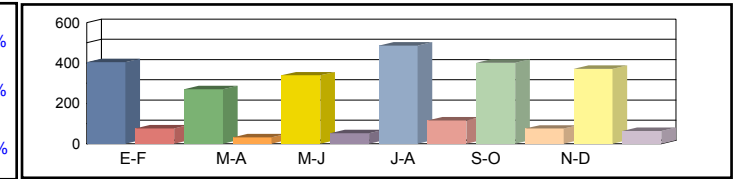
Consejería de Fomento

**Estación:** CR-123b  
**Carretera:** CM-4128 p.k. 3,50 **Provincia:** CIUDAD REAL  
**Ubicación:** Int. CM-413 (Granatula) - Int. CM-412  
**Año:** 2024  
**Tipo:** COBERTURA

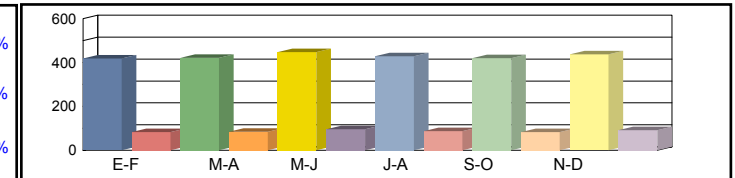
Dirección General de Carreteras

	Ene-Feb	Mar-Abr	May-Jun	Jul-Ago	Sep-Oct	Nov-Dic	IMD
--	---------	---------	---------	---------	---------	---------	-----

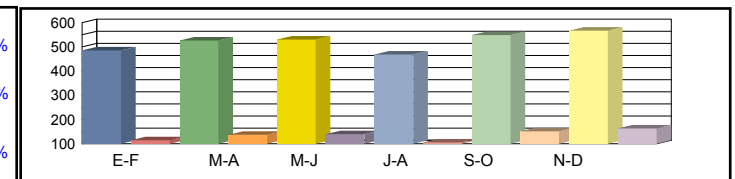
Media Domingos	00h-24h	404 <b>15,90%</b>	270 <b>10,63%</b>	339 <b>13,34%</b>	487 <b>19,18%</b>	402 <b>15,84%</b>	371 <b>14,63%</b>	379 <b>14,92%</b>
	06h-22h	341 <b>12,32%</b>	243 <b>8,77%</b>	299 <b>10,79%</b>	430 <b>15,53%</b>	355 <b>12,81%</b>	321 <b>11,58%</b>	332 <b>11,97%</b>
	08h-14h	125 <b>6,15%</b>	123 <b>6,06%</b>	152 <b>7,48%</b>	139 <b>6,84%</b>	144 <b>7,07%</b>	143 <b>7,04%</b>	138 <b>6,77%</b>



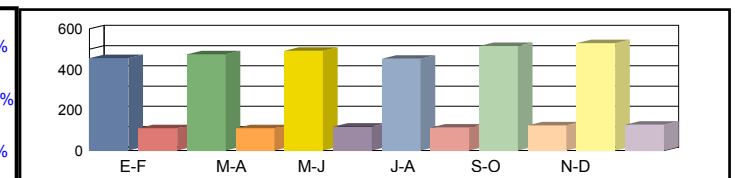
Media Sábados	00h-24h	418 <b>16,48%</b>	421 <b>16,60%</b>	447 <b>17,62%</b>	428 <b>16,87%</b>	420 <b>16,55%</b>	438 <b>17,25%</b>	429 <b>16,90%</b>
	06h-22h	379 <b>13,69%</b>	368 <b>13,28%</b>	398 <b>14,36%</b>	392 <b>14,15%</b>	371 <b>13,41%</b>	389 <b>14,05%</b>	383 <b>13,82%</b>
	08h-14h	192 <b>9,45%</b>	176 <b>8,66%</b>	214 <b>10,51%</b>	204 <b>10,02%</b>	224 <b>11,03%</b>	226 <b>11,11%</b>	206 <b>10,13%</b>



Media Laborales	00h-24h	486 <b>19,13%</b>	526 <b>20,72%</b>	530 <b>20,88%</b>	469 <b>18,47%</b>	549 <b>21,64%</b>	567 <b>22,33%</b>	521 <b>20,53%</b>
	06h-22h	450 <b>16,27%</b>	488 <b>17,62%</b>	495 <b>17,88%</b>	425 <b>15,34%</b>	509 <b>18,39%</b>	527 <b>19,02%</b>	482 <b>17,42%</b>
	08h-14h	244 <b>11,98%</b>	259 <b>12,74%</b>	272 <b>13,36%</b>	235 <b>11,56%</b>	242 <b>11,90%</b>	259 <b>12,76%</b>	252 <b>12,38%</b>



Media Diaria	00h-24h	456 <b>19,43%</b>	474 <b>18,69%</b>	492 <b>19,22%</b>	452 <b>19,95%</b>	515 <b>19,43%</b>	530 <b>19,36%</b>	<b>486</b> <b>19,35%</b>
	06h-22h	416 <b>16,30%</b>	436 <b>15,74%</b>	454 <b>16,18%</b>	406 <b>16,83%</b>	472 <b>16,33%</b>	486 <b>16,25%</b>	<b>445</b> <b>16,27%</b>
	08h-14h	217 <b>11,33%</b>	228 <b>11,20%</b>	249 <b>11,67%</b>	212 <b>11,51%</b>	222 <b>11,69%</b>	238 <b>11,69%</b>	<b>228</b> <b>11,52%</b>



Coeficientes	N							
	L							
Coeficiente	S							

Los datos en color negro corresponden al total de vehículos y los datos en color azul corresponden a vehículos pesados (en %)



Castilla-La Mancha

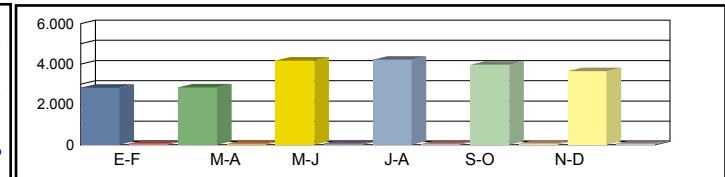
Consejería de Fomento

**Estación:** CR-125  
**Carretera:** CM-403 p.k. 97,20 **Provincia:** CIUDAD REAL  
**Ubicación:** Las Casas - Ciudad Real  
**Año:** 2024  
**Tipo:** PERMANENTE

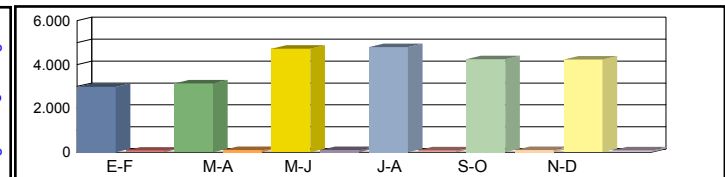
Dirección General de Carreteras

Ene-Feb	Mar-Abr	May-Jun	Jul-Ago	Sep-Oct	Nov-Dic	IMD
---------	---------	---------	---------	---------	---------	-----

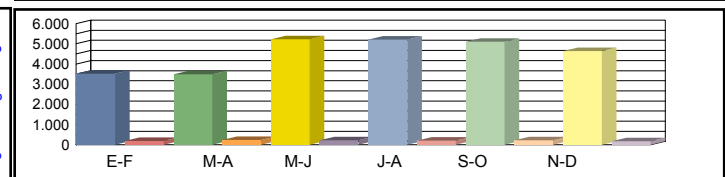
Media Domingos	00h-24h	2.826 <b>2,16%</b>	2.849 <b>2,11%</b>	4.177 <b>1,72%</b>	4.221 <b>1,35%</b>	3.960 <b>1,72%</b>	3.652 <b>1,67%</b>	3.614 <b>1,79%</b>
	06h-22h	2.625 <b>2,17%</b>	2.569 <b>2,14%</b>	3.680 <b>1,60%</b>	3.640 <b>1,15%</b>	3.636 <b>1,51%</b>	3.400 <b>1,62%</b>	3.258 <b>1,70%</b>
	08h-14h	1.008 <b>2,08%</b>	979 <b>2,04%</b>	1.468 <b>1,77%</b>	1.492 <b>1,34%</b>	1.409 <b>1,56%</b>	1.381 <b>1,38%</b>	1.290 <b>1,70%</b>



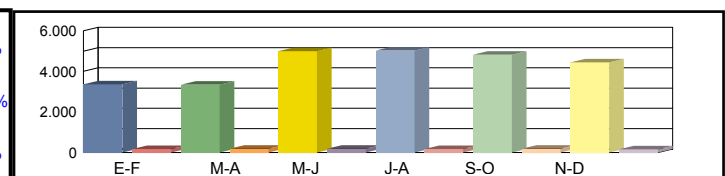
Media Sábados	00h-24h	2.978 <b>2,62%</b>	3.137 <b>3,19%</b>	4.726 <b>2,22%</b>	4.792 <b>1,82%</b>	4.237 <b>2,38%</b>	4.227 <b>1,94%</b>	4.016 <b>2,36%</b>
	06h-22h	2.763 <b>2,68%</b>	2.838 <b>3,21%</b>	4.208 <b>2,23%</b>	4.233 <b>1,82%</b>	3.865 <b>2,28%</b>	3.883 <b>1,93%</b>	3.632 <b>2,36%</b>
	08h-14h	1.226 <b>3,02%</b>	1.256 <b>4,06%</b>	1.965 <b>2,49%</b>	1.969 <b>2,08%</b>	1.785 <b>2,80%</b>	1.840 <b>2,23%</b>	1.674 <b>2,78%</b>



Media Laborales	00h-24h	3.530 <b>5,24%</b>	3.491 <b>6,33%</b>	5.231 <b>4,09%</b>	5.211 <b>3,82%</b>	5.099 <b>4,35%</b>	4.650 <b>3,70%</b>	4.535 <b>4,59%</b>
	06h-22h	3.370 <b>5,37%</b>	3.307 <b>6,44%</b>	4.849 <b>4,23%</b>	4.698 <b>3,92%</b>	4.757 <b>4,39%</b>	4.422 <b>3,73%</b>	4.234 <b>4,68%</b>
	08h-14h	1.336 <b>6,21%</b>	1.333 <b>7,35%</b>	1.921 <b>4,79%</b>	2.001 <b>4,45%</b>	1.926 <b>5,19%</b>	1.836 <b>4,30%</b>	1.726 <b>5,38%</b>



Media Diaria	00h-24h	3.360 <b>4,58%</b>	3.344 <b>5,35%</b>	5.001 <b>3,54%</b>	5.022 <b>3,27%</b>	4.817 <b>3,80%</b>	4.441 <b>3,22%</b>	<b>4.331</b> <b>3,96%</b>
	06h-22h	3.187 <b>4,71%</b>	3.129 <b>5,50%</b>	4.582 <b>3,64%</b>	4.494 <b>3,34%</b>	4.475 <b>3,82%</b>	4.191 <b>3,22%</b>	<b>4.010</b> <b>4,04%</b>
	08h-14h	1.276 <b>5,33%</b>	1.270 <b>6,30%</b>	1.861 <b>4,08%</b>	1.930 <b>3,78%</b>	1.831 <b>4,48%</b>	1.769 <b>3,62%</b>	<b>1.656</b> <b>4,60%</b>



Coeficientes	N	1,04748	1,05564	1,07878	1,10920	1,07189	1,05156	
	L	1,28470	1,29905	0,86695	0,87027	0,88939	0,97527	
Coeficiente	S							0,95464

Los datos en color negro corresponden al total de vehículos y los datos en color azul corresponden a vehículos pesados (en %)



**Castilla-La Mancha**

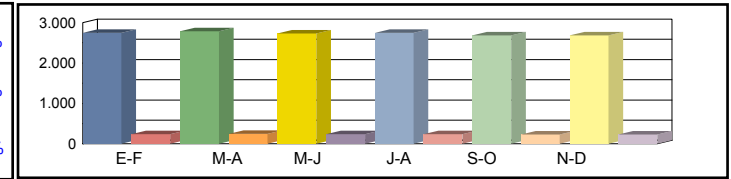
Consejería de Fomento

**Estación:** CR-125a  
**Carretera:** CM-403 p.k. 91,00 **Provincia:** CIUDAD REAL  
**Ubicación:** Picón - Las Casas  
**Año:** 2024  
**Tipo:** COBERTURA

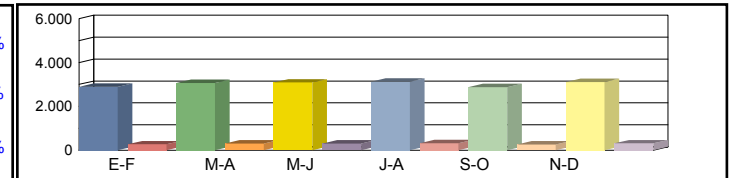
**Dirección General de Carreteras**

Ene-Feb	Mar-Abr	May-Jun	Jul-Ago	Sep-Oct	Nov-Dic	IMD
---------	---------	---------	---------	---------	---------	-----

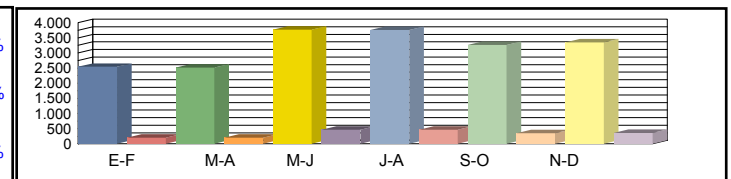
Media	00h-24h	2.749	8,06%	2.784	8,16%	2.730	8,00%	2.747	8,05%	2.687	7,87%	2.687	7,88%	2.731	8,00%
Domingos	06h-22h	2.538	7,78%	2.530	7,75%	2.474	7,59%	2.496	7,65%	2.503	7,67%	2.499	7,66%	2.507	7,68%
	08h-14h	1.006	10,05%	982	9,80%	1.005	10,03%	985	9,83%	980	9,79%	995	9,93%	992	9,90%



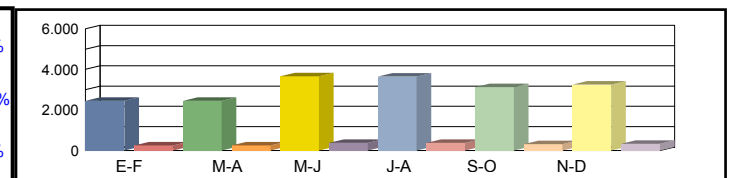
Media	00h-24h	2.896	8,49%	3.066	8,98%	3.088	9,05%	3.118	9,14%	2.875	8,42%	3.111	9,12%	3.026	8,87%
Sábados	06h-22h	2.671	8,19%	2.794	8,57%	2.830	8,67%	2.902	8,90%	2.661	8,16%	2.855	8,75%	2.786	8,54%
	08h-14h	1.224	12,22%	1.260	12,58%	1.345	13,43%	1.300	12,97%	1.242	12,40%	1.325	13,23%	1.283	12,80%



Media	00h-24h	2.544	7,46%	2.516	7,37%	3.770	11,05%	3.755	11,01%	3.268	9,58%	3.351	9,82%	3.201	9,38%
Laborales	06h-22h	2.452	7,52%	2.406	7,38%	3.529	10,82%	3.419	10,48%	3.081	9,44%	3.218	9,86%	3.018	9,25%
	08h-14h	986	9,84%	984	9,82%	1.418	14,15%	1.477	14,74%	1.274	12,72%	1.355	13,53%	1.249	12,47%



Media	00h-24h	2.445	9,20%	2.441	9,29%	3.652	9,28%	3.645	9,30%	3.129	9,17%	3.243	9,27%	3.092	9,25%
Diaria	06h-22h	2.344	9,03%	2.313	9,08%	3.389	9,07%	3.298	9,11%	2.938	9,01%	3.097	9,09%	2.896	9,06%
	08h-14h	951	12,26%	950	12,28%	1.387	12,43%	1.433	12,34%	1.227	12,25%	1.320	12,39%	1.211	12,33%



Coeficientes	N						
	L						
Coeficiente	S						

Los datos en color negro corresponden al total de vehículos y los datos en color azul corresponden a vehículos pesados (en %)



Castilla-La Mancha

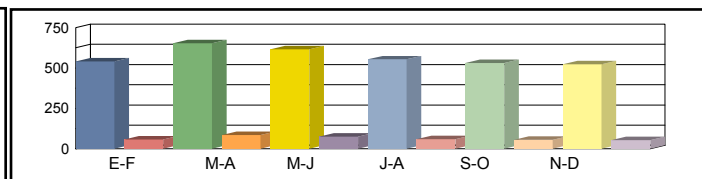
Consejería de Fomento

**Estación:** CR-129  
**Carretera:** CM-4202 p.k. 49,50 **Provincia:** CIUDAD REAL  
**Ubicación:** Alamillo - Int. N-502  
**Año:** 2024  
**Tipo:** COBERTURA

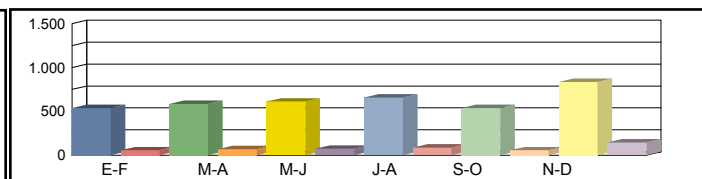
Dirección General de Carreteras

	Ene-Feb	Mar-Abr	May-Jun	Jul-Ago	Sep-Oct	Nov-Dic	IMD
--	---------	---------	---------	---------	---------	---------	-----

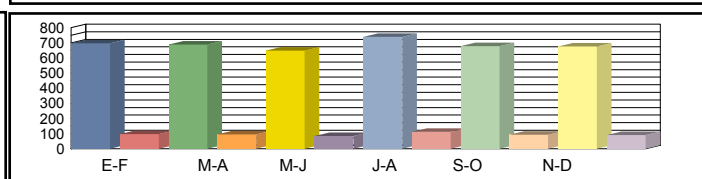
Media Domingos	00h-24h	542 <b>9,59%</b>	653 <b>11,56%</b>	616 <b>10,90%</b>	554 <b>9,81%</b>	532 <b>9,42%</b>	523 <b>9,26%</b>	570 <b>10,09%</b>
	06h-22h	475 <b>8,46%</b>	581 <b>10,37%</b>	561 <b>10,00%</b>	496 <b>8,85%</b>	470 <b>8,38%</b>	455 <b>8,11%</b>	506 <b>9,03%</b>
	08h-14h	216 <b>7,44%</b>	241 <b>8,33%</b>	208 <b>7,19%</b>	222 <b>7,66%</b>	169 <b>5,83%</b>	271 <b>9,35%</b>	221 <b>7,63%</b>



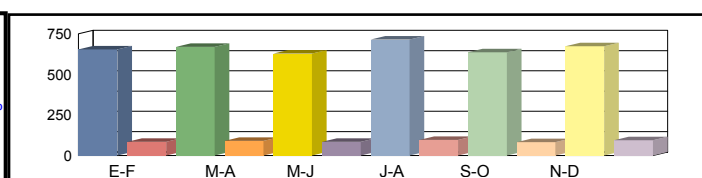
Media Sábados	00h-24h	537 <b>9,50%</b>	586 <b>10,37%</b>	612 <b>10,83%</b>	657 <b>11,62%</b>	537 <b>9,51%</b>	837 <b>14,81%</b>	628 <b>11,10%</b>
	06h-22h	463 <b>8,26%</b>	519 <b>9,26%</b>	557 <b>9,93%</b>	588 <b>10,49%</b>	467 <b>8,33%</b>	747 <b>13,32%</b>	557 <b>9,93%</b>
	08h-14h	239 <b>8,26%</b>	302 <b>10,44%</b>	279 <b>9,62%</b>	324 <b>11,18%</b>	248 <b>8,57%</b>	285 <b>9,84%</b>	280 <b>9,65%</b>



Media Laborales	00h-24h	697 <b>12,33%</b>	689 <b>12,19%</b>	649 <b>11,48%</b>	740 <b>13,09%</b>	679 <b>12,01%</b>	676 <b>11,96%</b>	688 <b>12,18%</b>
	06h-22h	624 <b>11,14%</b>	622 <b>11,09%</b>	593 <b>10,58%</b>	670 <b>11,94%</b>	609 <b>10,86%</b>	606 <b>10,81%</b>	621 <b>11,07%</b>
	08h-14h	319 <b>10,99%</b>	323 <b>11,15%</b>	303 <b>10,47%</b>	344 <b>11,88%</b>	336 <b>11,58%</b>	316 <b>10,92%</b>	324 <b>11,16%</b>



Media Diaria	00h-24h	654 <b>11,44%</b>	669 <b>11,84%</b>	629 <b>11,81%</b>	714 <b>11,77%</b>	636 <b>11,41%</b>	674 <b>12,15%</b>	<b>663</b> <b>11,74%</b>
	06h-22h	580 <b>10,31%</b>	602 <b>10,73%</b>	576 <b>10,77%</b>	645 <b>10,69%</b>	566 <b>10,31%</b>	600 <b>10,99%</b>	<b>595</b> <b>10,63%</b>
	08h-14h	292 <b>10,20%</b>	308 <b>10,64%</b>	282 <b>10,36%</b>	329 <b>10,65%</b>	302 <b>10,02%</b>	303 <b>10,70%</b>	<b>303</b> <b>10,43%</b>



Coeficientes	N							
	L							
Coeficiente	S							

Los datos en color negro corresponden al total de vehículos y los datos en color azul corresponden a vehículos pesados (en %)



**Castilla-La Mancha**

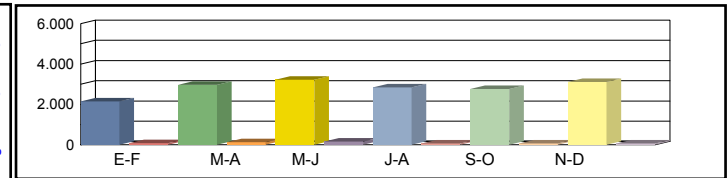
Consejería de Fomento

**Estación:** CR-13  
**Carretera:** CM-403 p.k. 75,16 **Provincia:** CIUDAD REAL  
**Ubicación:** Porzuna - Int. CM-4135  
**Año:** 2024  
**Tipo:** PRIMARIA

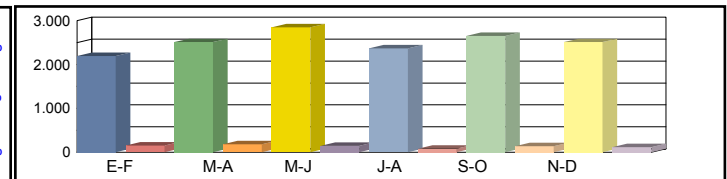
**Dirección General de Carreteras**

Ene-Feb	Mar-Abr	May-Jun	Jul-Ago	Sep-Oct	Nov-Dic	IMD
---------	---------	---------	---------	---------	---------	-----

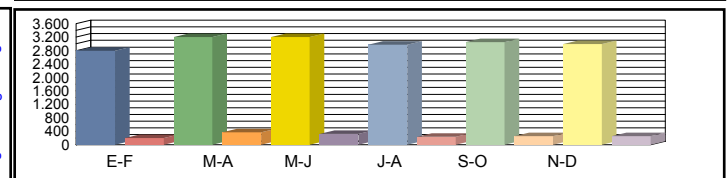
Media Domingos	00h-24h	2.158 <b>3,89%</b>	2.974 <b>4,44%</b>	3.220 <b>5,00%</b>	2.842 <b>2,29%</b>	2.766 <b>2,57%</b>	3.109 <b>2,09%</b>	2.845 <b>3,38%</b>
	06h-22h	1.805 <b>3,38%</b>	2.680 <b>3,88%</b>	3.052 <b>4,42%</b>	2.005 <b>2,54%</b>	2.461 <b>2,23%</b>	2.831 <b>1,48%</b>	2.472 <b>2,99%</b>
	08h-14h	599 <b>4,17%</b>	1.031 <b>4,95%</b>	1.000 <b>7,70%</b>	629 <b>2,54%</b>	1.025 <b>2,05%</b>	972 <b>1,85%</b>	876 <b>3,88%</b>



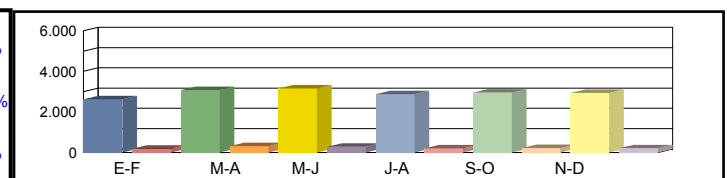
Media Sábados	00h-24h	2.195 <b>6,42%</b>	2.510 <b>6,85%</b>	2.849 <b>4,81%</b>	2.370 <b>3,25%</b>	2.651 <b>4,94%</b>	2.510 <b>4,50%</b>	2.514 <b>5,13%</b>
	06h-22h	1.977 <b>5,56%</b>	2.261 <b>6,41%</b>	2.594 <b>4,24%</b>	1.958 <b>2,55%</b>	2.326 <b>4,64%</b>	2.196 <b>4,19%</b>	2.219 <b>4,60%</b>
	08h-14h	944 <b>5,19%</b>	1.072 <b>8,68%</b>	1.159 <b>4,75%</b>	823 <b>2,55%</b>	1.079 <b>4,17%</b>	952 <b>4,31%</b>	1.005 <b>4,94%</b>



Media Laborales	00h-24h	2.792 <b>6,88%</b>	3.206 <b>10,48%</b>	3.199 <b>9,28%</b>	2.973 <b>7,53%</b>	3.054 <b>7,83%</b>	2.991 <b>7,86%</b>	3.036 <b>8,31%</b>
	06h-22h	2.659 <b>6,39%</b>	3.064 <b>10,25%</b>	3.070 <b>8,79%</b>	2.674 <b>7,63%</b>	2.908 <b>7,57%</b>	2.856 <b>7,60%</b>	2.872 <b>8,04%</b>
	08h-14h	1.191 <b>7,39%</b>	1.361 <b>11,32%</b>	1.354 <b>11,00%</b>	1.040 <b>9,13%</b>	1.182 <b>9,48%</b>	1.187 <b>9,01%</b>	1.219 <b>9,56%</b>



Media Diaria	00h-24h	2.617 <b>6,50%</b>	3.073 <b>9,21%</b>	3.151 <b>8,06%</b>	2.868 <b>6,28%</b>	2.955 <b>6,73%</b>	2.939 <b>6,57%</b>	<b>2.934</b> <b>7,22%</b>
	06h-22h	2.440 <b>5,98%</b>	2.894 <b>8,98%</b>	2.999 <b>7,60%</b>	2.476 <b>6,46%</b>	2.761 <b>6,56%</b>	2.758 <b>6,31%</b>	<b>2.721</b> <b>6,98%</b>
	08h-14h	1.070 <b>6,82%</b>	1.272 <b>10,22%</b>	1.275 <b>9,80%</b>	950 <b>7,68%</b>	1.144 <b>7,78%</b>	1.123 <b>7,57%</b>	<b>1.139</b> <b>8,31%</b>



Coeficientes	N	1,05002	1,04634	1,04202	1,11182	1,05021	1,04727	
	L	1,08739	0,94697	0,94905	1,02119	0,99411	1,01505	
Coeficiente	S							0,96645

Los datos en color negro corresponden al total de vehículos y los datos en color azul corresponden a vehículos pesados (en %)





**Castilla-La Mancha**

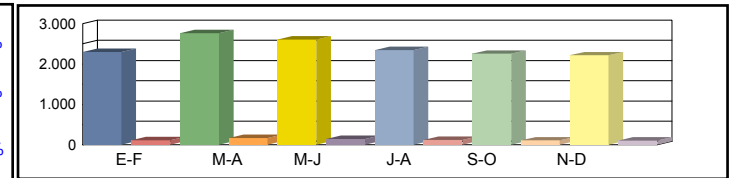
Consejería de Fomento

**Estación:** CR-130  
**Carretera:** CM-4200 p.k. 1,00 **Provincia:** CIUDAD REAL  
**Ubicación:** Int N-502 (Almadén) - Chillón  
**Año:** 2024  
**Tipo:** COBERTURA

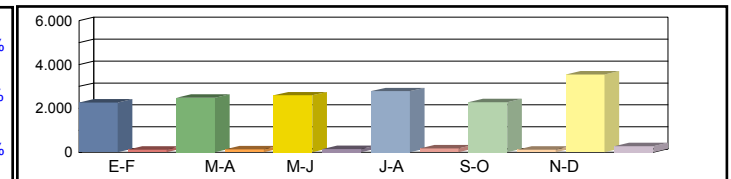
**Dirección General de Carreteras**

	Ene-Feb	Mar-Abr	May-Jun	Jul-Ago	Sep-Oct	Nov-Dic	IMD
--	---------	---------	---------	---------	---------	---------	-----

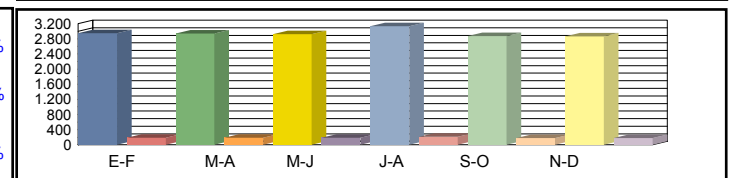
Media Domingos	00h-24h	2.297 <b>4,74%</b>	2.767 <b>5,72%</b>	2.609 <b>5,39%</b>	2.349 <b>4,85%</b>	2.255 <b>4,66%</b>	2.216 <b>4,58%</b>	2.416 <b>4,99%</b>
	06h-22h	2.020 <b>3,69%</b>	2.475 <b>4,52%</b>	2.387 <b>4,36%</b>	2.112 <b>3,86%</b>	2.001 <b>3,65%</b>	1.936 <b>3,54%</b>	2.155 <b>3,93%</b>
	08h-14h	903 <b>2,17%</b>	1.010 <b>2,43%</b>	872 <b>2,10%</b>	930 <b>2,24%</b>	707 <b>1,70%</b>	1.134 <b>2,73%</b>	926 <b>2,23%</b>



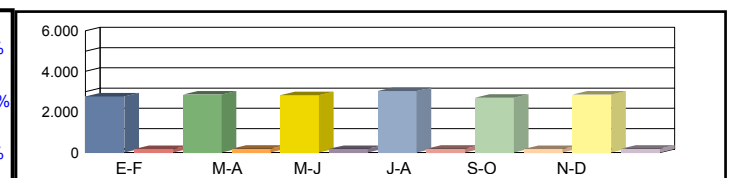
Media Sábados	00h-24h	2.273 <b>4,70%</b>	2.482 <b>5,13%</b>	2.593 <b>5,36%</b>	2.782 <b>5,75%</b>	2.276 <b>4,70%</b>	3.546 <b>7,33%</b>	2.659 <b>5,49%</b>
	06h-22h	1.972 <b>3,60%</b>	2.211 <b>4,04%</b>	2.371 <b>4,33%</b>	2.505 <b>4,57%</b>	1.990 <b>3,63%</b>	3.179 <b>5,80%</b>	2.371 <b>4,33%</b>
	08h-14h	1.002 <b>2,41%</b>	1.266 <b>3,05%</b>	1.167 <b>2,81%</b>	1.357 <b>3,27%</b>	1.040 <b>2,50%</b>	1.194 <b>2,87%</b>	1.171 <b>2,82%</b>



Media Laborales	00h-24h	2.951 <b>6,10%</b>	2.943 <b>6,08%</b>	2.919 <b>6,03%</b>	3.133 <b>6,47%</b>	2.876 <b>5,94%</b>	2.863 <b>5,91%</b>	2.948 <b>6,09%</b>
	06h-22h	2.658 <b>4,85%</b>	2.682 <b>4,90%</b>	2.648 <b>4,83%</b>	2.851 <b>5,20%</b>	2.591 <b>4,73%</b>	2.581 <b>4,71%</b>	2.668 <b>4,87%</b>
	08h-14h	1.334 <b>3,21%</b>	1.341 <b>3,23%</b>	1.352 <b>3,25%</b>	1.441 <b>3,47%</b>	1.405 <b>3,38%</b>	1.325 <b>3,19%</b>	1.366 <b>3,29%</b>



Media Diaria	00h-24h	2.768 <b>5,66%</b>	2.858 <b>5,86%</b>	2.828 <b>5,84%</b>	3.025 <b>5,82%</b>	2.692 <b>5,64%</b>	2.852 <b>6,01%</b>	<b>2.837</b> <b>5,80%</b>
	06h-22h	2.471 <b>4,49%</b>	2.594 <b>4,67%</b>	2.571 <b>4,69%</b>	2.747 <b>4,66%</b>	2.409 <b>4,49%</b>	2.556 <b>4,79%</b>	<b>2.558</b> <b>4,63%</b>
	08h-14h	1.221 <b>2,98%</b>	1.280 <b>3,11%</b>	1.257 <b>3,03%</b>	1.377 <b>3,11%</b>	1.263 <b>2,93%</b>	1.272 <b>3,13%</b>	<b>1.278</b> <b>3,05%</b>



Coeficientes	N							
	L							
Coeficiente	S							

Los datos en color negro corresponden al total de vehículos y los datos en color azul corresponden a vehículos pesados (en %)



**Castilla-La Mancha**

Consejería de Fomento

**Estación:** CR-131  
**Carretera:** CM-4200 p.k. 11,00 **Provincia:** CIUDAD REAL  
**Ubicación:** Chillón - Límite Provincia con Badajoz  
**Año:** 2024  
**Tipo:** COBERTURA

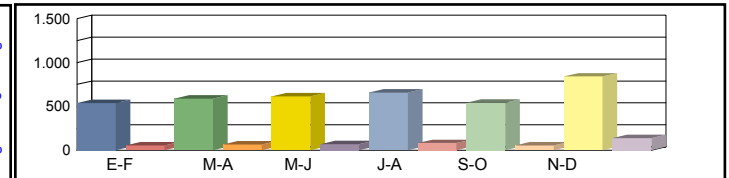
**Dirección General de Carreteras**

Ene-Feb	Mar-Abr	May-Jun	Jul-Ago	Sep-Oct	Nov-Dic	IMD
---------	---------	---------	---------	---------	---------	-----

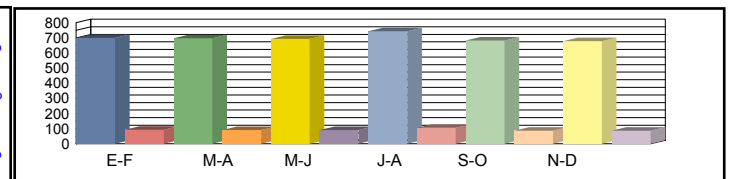
Media	00h-24h	544 9,10%	656 10,96%	619 10,33%	557 9,30%	535 8,93%	525 8,78%	573 9,57%
Domingos	06h-22h	446 6,27%	546 7,68%	526 7,41%	466 6,56%	441 6,21%	427 6,01%	475 6,69%
	08h-14h	158 5,92%	177 6,62%	153 5,71%	163 6,09%	124 4,64%	199 7,43%	162 6,07%



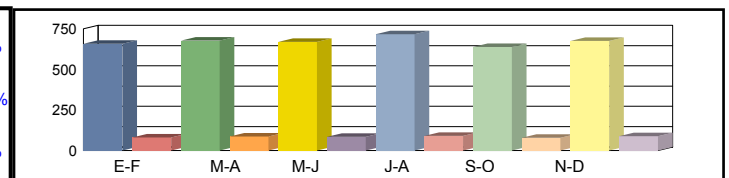
Media	00h-24h	539 9,00%	588 9,83%	615 10,27%	659 11,02%	540 9,02%	841 14,04%	630 10,53%
Sábados	06h-22h	435 6,12%	488 6,86%	523 7,36%	552 7,77%	439 6,18%	701 9,87%	523 7,36%
	08h-14h	176 6,56%	222 8,30%	205 7,65%	238 8,89%	182 6,81%	209 7,82%	205 7,67%



Media	00h-24h	700 11,69%	698 11,65%	692 11,56%	743 12,41%	682 11,39%	679 11,34%	699 11,67%
Laborales	06h-22h	586 8,25%	591 8,32%	584 8,22%	629 8,85%	572 8,04%	569 8,01%	588 8,28%
	08h-14h	234 8,74%	235 8,79%	237 8,86%	253 9,45%	246 9,21%	232 8,68%	240 8,95%



Media	00h-24h	657 10,84%	678 11,23%	670 11,20%	717 11,16%	638 10,82%	676 11,52%	<b>673 11,13%</b>
Diaria	06h-22h	545 7,64%	572 7,95%	567 7,98%	606 7,92%	532 7,64%	563 8,14%	<b>564 7,88%</b>
	08h-14h	214 8,11%	224 8,46%	220 8,24%	242 8,47%	221 7,97%	223 8,51%	<b>224 8,29%</b>



Coeficientes	N							
	L							
Coeficiente	S							

Los datos en color negro corresponden al total de vehículos y los datos en color azul corresponden a vehículos pesados (en %)



Castilla-La Mancha

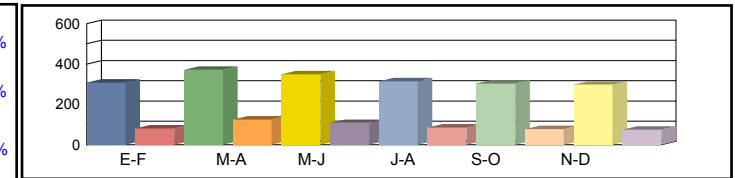
Consejería de Fomento

**Estación:** CR-132  
**Carretera:** CM-4202 p.k. 32,00 **Provincia:** CIUDAD REAL  
**Ubicación:** Int CM-4201 (Bienvenida) - Alamillo  
**Año:** 2024  
**Tipo:** COBERTURA

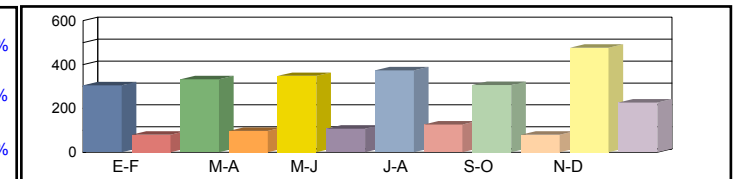
Dirección General de Carreteras

Ene-Feb	Mar-Abr	May-Jun	Jul-Ago	Sep-Oct	Nov-Dic	IMD
---------	---------	---------	---------	---------	---------	-----

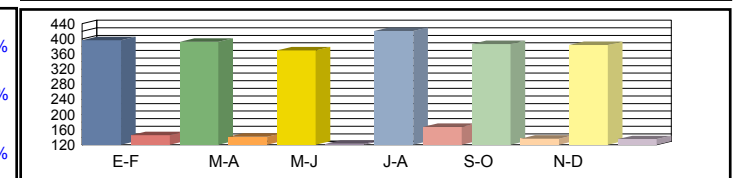
Media Domingos	00h-24h	308 <b>20,87%</b>	372 <b>25,15%</b>	350 <b>23,72%</b>	315 <b>21,35%</b>	303 <b>20,50%</b>	298 <b>20,14%</b>	324 <b>21,96%</b>
	06h-22h	271 <b>18,27%</b>	332 <b>22,38%</b>	320 <b>21,58%</b>	283 <b>19,10%</b>	268 <b>18,10%</b>	260 <b>17,51%</b>	289 <b>19,49%</b>
	08h-14h	103 <b>16,05%</b>	115 <b>17,95%</b>	99 <b>15,49%</b>	106 <b>16,52%</b>	81 <b>12,57%</b>	129 <b>20,15%</b>	106 <b>16,46%</b>



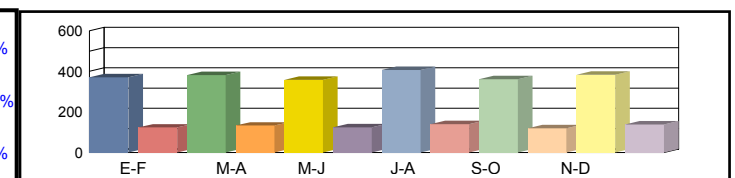
Media Sábados	00h-24h	305 <b>20,66%</b>	333 <b>22,56%</b>	348 <b>23,56%</b>	374 <b>25,28%</b>	306 <b>20,69%</b>	476 <b>32,23%</b>	357 <b>24,17%</b>
	06h-22h	264 <b>17,83%</b>	296 <b>19,99%</b>	318 <b>21,44%</b>	336 <b>22,65%</b>	267 <b>17,99%</b>	426 <b>28,74%</b>	318 <b>21,44%</b>
	08h-14h	114 <b>17,80%</b>	144 <b>22,50%</b>	133 <b>20,74%</b>	155 <b>24,11%</b>	118 <b>18,48%</b>	136 <b>21,21%</b>	133 <b>20,80%</b>



Media Laborales	00h-24h	396 <b>26,83%</b>	392 <b>26,53%</b>	369 <b>24,98%</b>	421 <b>28,48%</b>	386 <b>26,14%</b>	384 <b>26,02%</b>	391 <b>26,49%</b>
	06h-22h	356 <b>24,04%</b>	355 <b>23,94%</b>	338 <b>22,83%</b>	382 <b>25,78%</b>	347 <b>23,43%</b>	346 <b>23,34%</b>	354 <b>23,89%</b>
	08h-14h	152 <b>23,70%</b>	154 <b>24,03%</b>	145 <b>22,56%</b>	164 <b>25,61%</b>	160 <b>24,96%</b>	151 <b>23,54%</b>	154 <b>24,07%</b>



Media Diaria	00h-24h	371 <b>24,88%</b>	381 <b>25,77%</b>	358 <b>25,70%</b>	406 <b>25,61%</b>	361 <b>24,83%</b>	383 <b>26,43%</b>	<b>377 25,54%</b>
	06h-22h	331 <b>22,26%</b>	343 <b>23,16%</b>	328 <b>23,25%</b>	368 <b>23,07%</b>	323 <b>22,26%</b>	343 <b>23,71%</b>	<b>339 22,95%</b>
	08h-14h	139 <b>22,00%</b>	147 <b>22,94%</b>	135 <b>22,34%</b>	157 <b>22,96%</b>	144 <b>21,60%</b>	145 <b>23,07%</b>	<b>144 22,48%</b>



Coeficientes	N							
	L							
Coeficiente	S							

Los datos en color negro corresponden al total de vehículos y los datos en color azul corresponden a vehículos pesados (en %)



Castilla-La Mancha

Consejería de Fomento

**Estación:** CR-134  
**Carretera:** CM-4112 p.k. 4,00 **Provincia:** CIUDAD REAL  
**Ubicación:** Cabezarados - Corral de Calatrava  
**Año:** 2024  
**Tipo:** COBERTURA

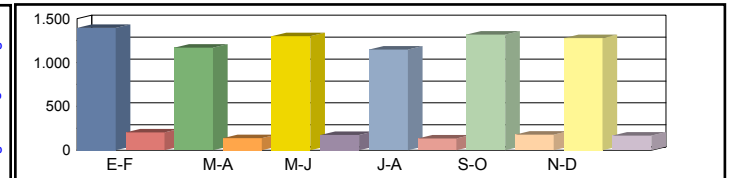
Dirección General de Carreteras

	Ene-Feb	Mar-Abr	May-Jun	Jul-Ago	Sep-Oct	Nov-Dic	IMD
--	---------	---------	---------	---------	---------	---------	-----

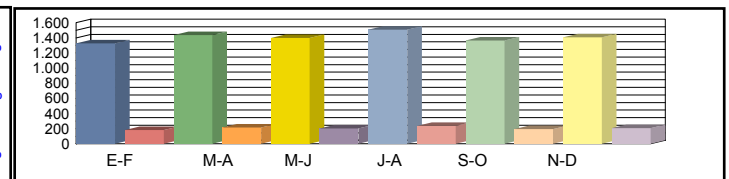
Media Domingos	00h-24h	1.521 13,83%	1.296 11,79%	1.210 11,00%	1.235 11,23%	1.451 13,19%	1.037 9,43%	1.292 11,75%
	06h-22h	1.366 13,77%	1.138 11,47%	1.084 10,93%	1.102 11,11%	1.294 13,04%	919 9,27%	1.150 11,60%
	08h-14h	439 7,91%	304 5,48%	402 7,24%	405 7,30%	388 6,99%	491 8,84%	405 7,29%



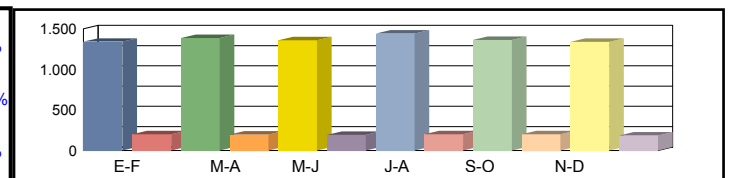
Media Sábados	00h-24h	1.396 12,70%	1.171 10,65%	1.301 11,83%	1.148 10,44%	1.317 11,98%	1.278 11,62%	1.268 11,53%
	06h-22h	1.221 12,31%	990 9,97%	1.122 11,30%	989 9,97%	1.121 11,30%	1.158 11,67%	1.100 11,09%
	08h-14h	591 10,63%	472 8,50%	551 9,93%	530 9,54%	520 9,36%	539 9,71%	534 9,61%



Media Laborales	00h-24h	1.325 12,05%	1.435 13,05%	1.399 12,72%	1.506 13,69%	1.366 12,42%	1.407 12,80%	1.406 12,79%
	06h-22h	1.184 11,93%	1.295 13,06%	1.252 12,62%	1.359 13,70%	1.224 12,34%	1.234 12,43%	1.258 12,68%
	08h-14h	540 9,72%	686 12,36%	610 10,98%	684 12,31%	564 10,15%	602 10,84%	614 11,06%



Media Diaria	00h-24h	1.341 12,88%	1.386 12,29%	1.358 12,35%	1.442 12,18%	1.362 12,68%	1.338 12,10%	1.371 12,41%
	06h-22h	1.195 12,74%	1.239 12,08%	1.209 12,19%	1.295 12,03%	1.212 12,49%	1.174 12,01%	1.221 12,25%
	08h-14h	516 10,49%	615 9,84%	572 10,30%	638 10,25%	523 10,18%	575 10,50%	573 10,26%



Coeficientes	N						
	L						
Coeficiente	S						

Los datos en color negro corresponden al total de vehículos y los datos en color azul corresponden a vehículos pesados (en %)



Castilla-La Mancha

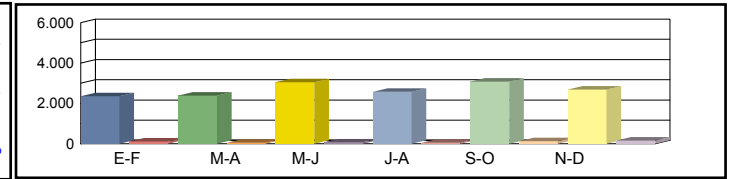
Consejería de Fomento

**Estación:** CR-137  
**Carretera:** CM-4111 p.k. 7,44 **Provincia:** CIUDAD REAL  
**Ubicación:** Ciudad Real - Int. CRP-5136 (Ballesteros de Cva.)  
**Año:** 2024  
**Tipo:** PERMANENTE

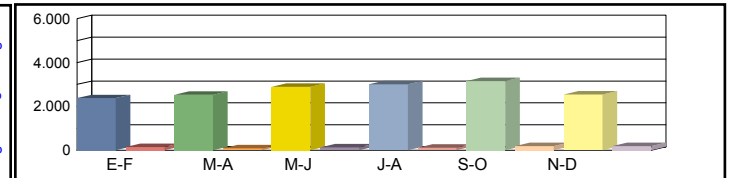
Dirección General de Carreteras

	Ene-Feb	Mar-Abr	May-Jun	Jul-Ago	Sep-Oct	Nov-Dic	IMD
--	---------	---------	---------	---------	---------	---------	-----

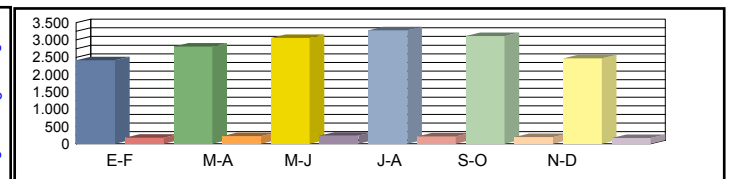
Media	00h-24h	2.360 4,58%	2.383 1,97%	3.058 2,49%	2.578 2,17%	3.090 4,08%	2.690 5,99%	2.693 3,54%
Domingos	06h-22h	2.072 4,83%	2.206 1,86%	2.637 2,35%	1.726 2,20%	2.211 3,62%	2.242 6,47%	2.182 3,55%
	08h-14h	690 6,67%	792 2,27%	967 2,48%	591 2,71%	877 3,76%	767 9,00%	781 4,48%



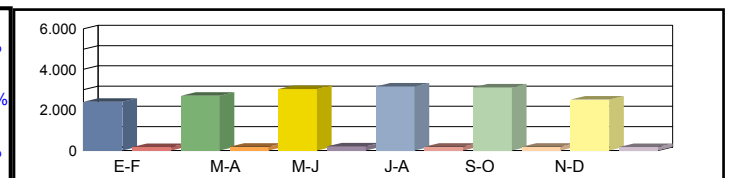
Media	00h-24h	2.375 5,68%	2.529 3,52%	2.897 4,14%	3.014 3,62%	3.153 5,68%	2.547 7,03%	2.752 4,94%
Sábados	06h-22h	2.110 5,78%	2.314 3,28%	2.570 3,89%	1.980 3,74%	2.180 5,18%	2.148 7,73%	2.217 4,93%
	08h-14h	859 6,17%	1.069 3,55%	1.132 4,51%	784 4,08%	841 4,64%	815 8,34%	917 5,22%



Media	00h-24h	2.417 6,74%	2.808 7,41%	3.057 7,23%	3.282 6,19%	3.113 5,97%	2.468 6,36%	2.858 6,65%
Laborales	06h-22h	2.154 6,96%	2.656 7,23%	2.805 7,17%	2.376 6,61%	2.300 5,87%	2.041 6,81%	2.389 6,77%
	08h-14h	773 9,57%	1.064 8,93%	1.086 8,38%	902 6,54%	943 6,04%	710 9,15%	913 8,10%



Media	00h-24h	2.404 6,32%	2.704 6,18%	3.034 6,10%	3.153 5,42%	3.114 5,65%	2.513 6,41%	2.820 6,01%
Diaria	06h-22h	2.136 6,51%	2.539 6,03%	2.746 6,05%	2.235 5,82%	2.271 5,46%	2.087 6,90%	2.336 6,13%
	08h-14h	773 8,67%	1.024 7,32%	1.075 6,98%	846 5,91%	920 5,54%	734 8,99%	895 7,24%



Coeficientes	N	1,12210	1,05723	1,08984	1,38131	1,35348	1,20921	
	L	1,18246	1,01781	0,93490	0,87081	0,91809	1,15802	
Coeficiente	S							0,98645

Los datos en color negro corresponden al total de vehículos y los datos en color azul corresponden a vehículos pesados (en %)



Castilla-La Mancha

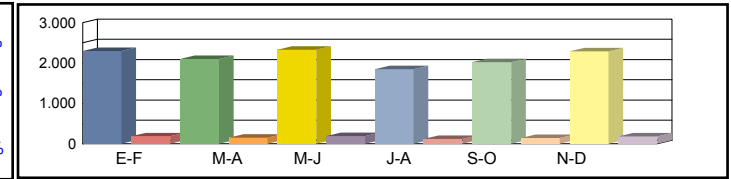
Consejería de Fomento

**Estación:** CR-139  
**Carretera:** CM-4111 p.k. 21,00 **Provincia:** CIUDAD REAL  
**Ubicación:** Int. CRP-5136 - Aldea del Rey  
**Año:** 2024  
**Tipo:** COBERTURA

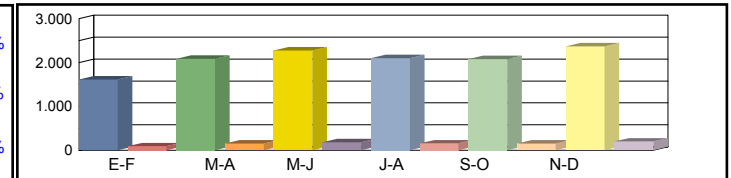
Dirección General de Carreteras

Ene-Feb	Mar-Abr	May-Jun	Jul-Ago	Sep-Oct	Nov-Dic	IMD
---------	---------	---------	---------	---------	---------	-----

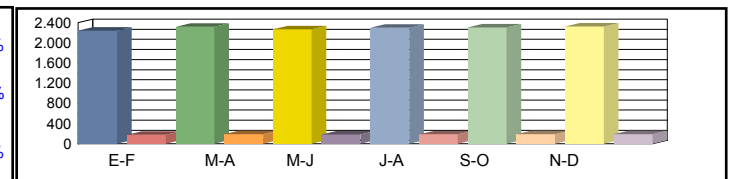
Media	00h-24h	2.302	7,58%	2.099	6,91%	2.329	7,67%	1.849	6,09%	2.026	6,67%	2.291	7,55%	2.149	7,08%
Domingos	06h-22h	2.194	7,59%	1.951	6,75%	2.079	7,20%	1.567	5,42%	1.788	6,19%	1.984	6,87%	1.927	6,67%
	08h-14h	766	4,82%	807	5,08%	860	5,42%	788	4,96%	615	3,87%	769	4,84%	768	4,83%



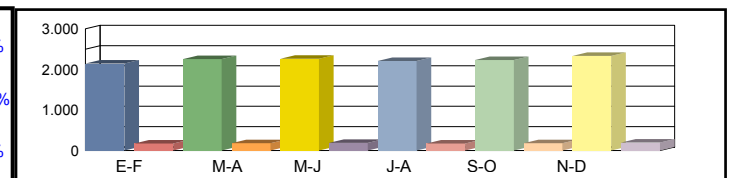
Media	00h-24h	1.616	5,32%	2.083	6,86%	2.275	7,49%	2.101	6,92%	2.077	6,84%	2.366	7,79%	2.086	6,87%
Sábados	06h-22h	1.457	5,04%	1.980	6,85%	2.113	7,31%	1.899	6,57%	1.923	6,66%	2.252	7,79%	1.937	6,71%
	08h-14h	777	4,89%	1.092	6,87%	1.077	6,78%	916	5,76%	920	5,79%	1.072	6,75%	976	6,14%



Media	00h-24h	2.241	7,38%	2.316	7,63%	2.265	7,46%	2.300	7,58%	2.305	7,59%	2.325	7,66%	2.292	7,55%
Laborales	06h-22h	2.108	7,30%	2.177	7,53%	2.126	7,36%	2.084	7,21%	2.150	7,44%	2.174	7,52%	2.136	7,39%
	08h-14h	1.020	6,42%	985	6,20%	969	6,10%	998	6,28%	1.024	6,45%	1.063	6,69%	1.010	6,36%



Media	00h-24h	2.145	7,27%	2.254	7,39%	2.264	7,59%	2.206	7,28%	2.233	7,35%	2.332	7,61%	<b>2.239</b>	7,42%
Diaria	06h-22h	2.017	7,12%	2.124	7,26%	2.111	7,39%	1.968	7,03%	2.066	7,15%	2.165	7,41%	<b>2.075</b>	7,23%
	08h-14h	948	5,99%	964	6,31%	954	6,35%	950	6,14%	951	5,98%	1.032	6,26%	<b>966</b>	6,17%



Coeficientes	N														
	L														
Coeficiente	S														

Los datos en color negro corresponden al total de vehículos y los datos en color azul corresponden a vehículos pesados (en %)



**Castilla-La Mancha**

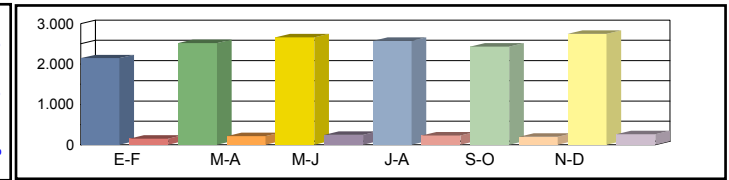
Consejería de Fomento

**Estación:** CR-13a  
**Carretera:** CM-403 p.k. 78,50 **Provincia:** CIUDAD REAL  
**Ubicación:** Int. CM-4135 - Picón  
**Año:** 2024  
**Tipo:** COBERTURA

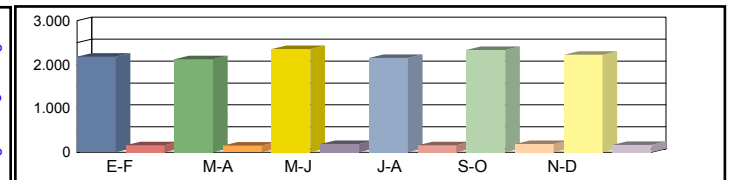
**Dirección General de Carreteras**

Ene-Feb	Mar-Abr	May-Jun	Jul-Ago	Sep-Oct	Nov-Dic	IMD
---------	---------	---------	---------	---------	---------	-----

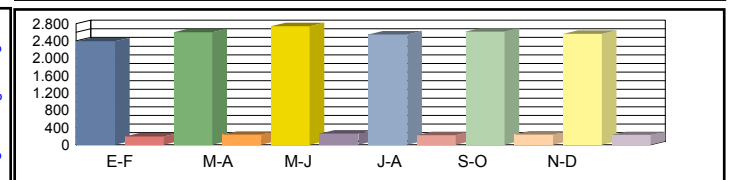
Media Domingos	00h-24h	2.145 <b>6,82%</b>	2.517 <b>8,00%</b>	2.658 <b>8,45%</b>	2.577 <b>8,19%</b>	2.435 <b>7,74%</b>	2.751 <b>8,74%</b>	2.514 <b>7,99%</b>
	06h-22h	1.848 <b>5,86%</b>	2.313 <b>7,34%</b>	2.542 <b>8,07%</b>	2.023 <b>6,42%</b>	2.227 <b>7,07%</b>	2.564 <b>8,14%</b>	2.253 <b>7,15%</b>
	08h-14h	559 <b>4,71%</b>	810 <b>6,82%</b>	784 <b>6,59%</b>	661 <b>5,57%</b>	895 <b>7,53%</b>	865 <b>7,28%</b>	762 <b>6,42%</b>



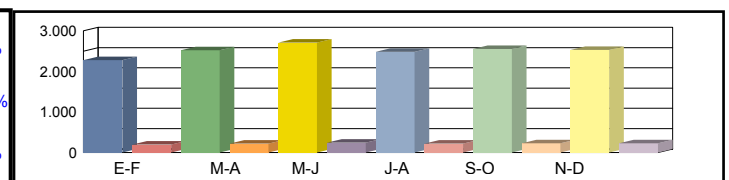
Media Sábados	00h-24h	2.182 <b>6,93%</b>	2.124 <b>6,75%</b>	2.352 <b>7,47%</b>	2.149 <b>6,83%</b>	2.333 <b>7,42%</b>	2.221 <b>7,06%</b>	2.227 <b>7,08%</b>
	06h-22h	2.024 <b>6,42%</b>	1.952 <b>6,19%</b>	2.161 <b>6,86%</b>	1.975 <b>6,27%</b>	2.104 <b>6,68%</b>	1.989 <b>6,31%</b>	2.034 <b>6,45%</b>
	08h-14h	881 <b>7,42%</b>	842 <b>7,09%</b>	908 <b>7,64%</b>	865 <b>7,28%</b>	942 <b>7,93%</b>	847 <b>7,13%</b>	881 <b>7,42%</b>



Media Laborales	00h-24h	2.392 <b>7,60%</b>	2.601 <b>8,27%</b>	2.741 <b>8,71%</b>	2.547 <b>8,09%</b>	2.616 <b>8,32%</b>	2.562 <b>8,14%</b>	2.576 <b>8,19%</b>
	06h-22h	2.313 <b>7,34%</b>	2.498 <b>7,93%</b>	2.670 <b>8,47%</b>	2.326 <b>7,38%</b>	2.529 <b>8,03%</b>	2.484 <b>7,88%</b>	2.470 <b>7,84%</b>
	08h-14h	976 <b>8,22%</b>	999 <b>8,41%</b>	1.110 <b>9,34%</b>	852 <b>7,17%</b>	969 <b>8,15%</b>	973 <b>8,19%</b>	980 <b>8,25%</b>



Media Diaria	00h-24h	2.277 <b>7,87%</b>	2.521 <b>8,01%</b>	2.712 <b>8,18%</b>	2.481 <b>8,05%</b>	2.554 <b>8,07%</b>	2.530 <b>8,16%</b>	<b>2.512</b> <b>8,06%</b>
	06h-22h	2.164 <b>7,42%</b>	2.394 <b>7,59%</b>	2.625 <b>7,79%</b>	2.193 <b>7,47%</b>	2.433 <b>7,62%</b>	2.421 <b>7,73%</b>	<b>2.372</b> <b>7,60%</b>
	08h-14h	898 <b>7,74%</b>	950 <b>7,99%</b>	1.061 <b>8,04%</b>	795 <b>7,84%</b>	947 <b>8,22%</b>	933 <b>8,06%</b>	<b>931</b> <b>7,98%</b>



Coeficientes	N							
	L							
Coeficiente	S							

Los datos en color negro corresponden al total de vehículos y los datos en color azul corresponden a vehículos pesados (en %)



Castilla-La Mancha

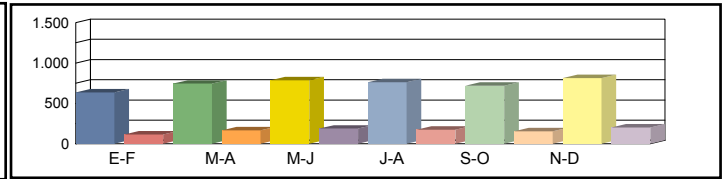
Consejería de Fomento

**Estación:** CR-13b  
**Carretera:** CM-4114 p.k. 5,00 **Provincia:** CIUDAD REAL  
**Ubicación:** Porzuna - Las Peralosas  
**Año:** 2024  
**Tipo:** COBERTURA

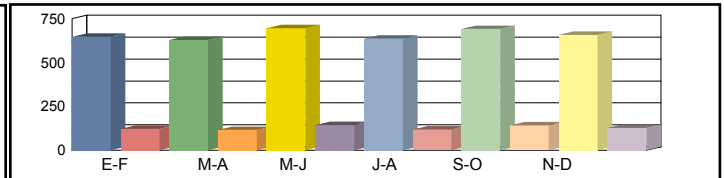
Dirección General de Carreteras

	Ene-Feb	Mar-Abr	May-Jun	Jul-Ago	Sep-Oct	Nov-Dic	IMD
--	---------	---------	---------	---------	---------	---------	-----

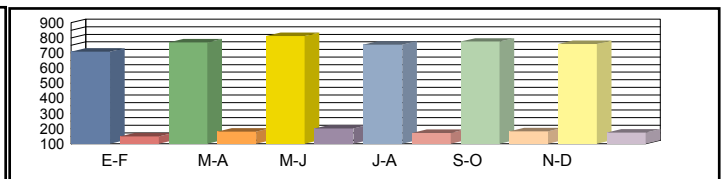
Media Domingos	00h-24h	635 15,64%	745 18,35%	787 19,38%	763 18,79%	721 17,75%	815 20,06%	744 18,33%
	06h-22h	543 13,40%	680 16,78%	747 18,44%	594 14,67%	654 16,15%	753 18,60%	662 16,34%
	08h-14h	202 10,39%	293 15,04%	283 14,56%	239 12,29%	323 16,63%	312 16,06%	275 14,16%



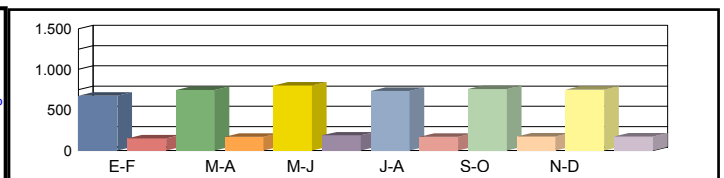
Media Sábados	00h-24h	646 15,90%	629 15,49%	696 17,14%	636 15,67%	691 17,01%	658 16,19%	659 16,23%
	06h-22h	595 14,68%	573 14,16%	635 15,67%	580 14,33%	618 15,27%	584 14,43%	598 14,76%
	08h-14h	318 16,37%	304 15,64%	328 16,87%	313 16,08%	340 17,51%	306 15,73%	318 16,37%



Media Laborales	00h-24h	708 17,44%	770 18,96%	811 19,98%	754 18,57%	775 19,07%	759 18,68%	763 18,78%
	06h-22h	680 16,78%	734 18,12%	785 19,37%	683 16,87%	743 18,35%	730 18,02%	726 17,92%
	08h-14h	353 18,13%	361 18,56%	401 20,61%	308 15,83%	350 18,00%	352 18,07%	354 18,20%



Media Diaria	00h-24h	674 18,05%	746 18,38%	802 18,76%	734 18,47%	757 18,51%	749 18,72%	<b>744 18,48%</b>
	06h-22h	636 16,96%	703 17,36%	772 17,82%	644 17,09%	715 17,43%	712 17,66%	<b>697 17,39%</b>
	08h-14h	325 17,08%	343 17,64%	383 17,75%	287 17,31%	342 18,13%	338 17,80%	<b>336 17,62%</b>



Coeficientes	N							
	L							
Coeficiente	S							

Los datos en color negro corresponden al total de vehículos y los datos en color azul corresponden a vehículos pesados (en %)





**Castilla-La Mancha**

Consejería de Fomento

**Estación:** CR-13c  
**Carretera:** CM-403 p.k. 71,50 **Provincia:** CIUDAD REAL  
**Ubicación:** Int. CM-4106 - Porzuna  
**Año:** 2024  
**Tipo:** COBERTURA

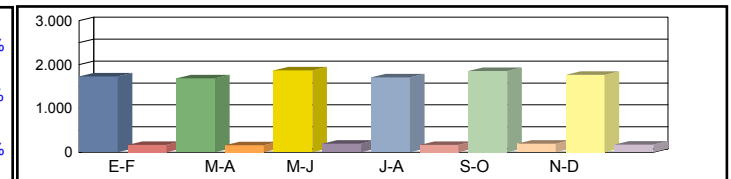
**Dirección General de Carreteras**

Ene-Feb	Mar-Abr	May-Jun	Jul-Ago	Sep-Oct	Nov-Dic	IMD
---------	---------	---------	---------	---------	---------	-----

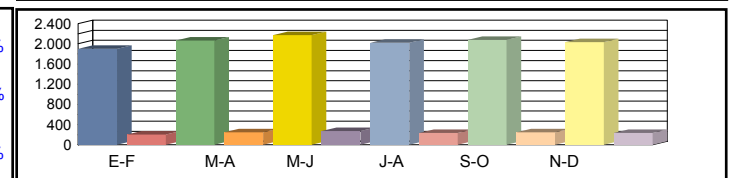
Media Domingos	00h-24h	1.703 <b>8,79%</b>	1.998 <b>10,31%</b>	2.110 <b>10,89%</b>	2.046 <b>10,56%</b>	1.933 <b>9,97%</b>	2.184 <b>11,27%</b>	1.996 <b>10,30%</b>
	06h-22h	1.467 <b>7,24%</b>	1.836 <b>9,06%</b>	2.018 <b>9,96%</b>	1.606 <b>7,92%</b>	1.768 <b>8,72%</b>	2.035 <b>10,04%</b>	1.788 <b>8,82%</b>
	08h-14h	551 <b>4,89%</b>	798 <b>7,08%</b>	773 <b>6,85%</b>	652 <b>5,78%</b>	883 <b>7,82%</b>	853 <b>7,56%</b>	752 <b>6,66%</b>



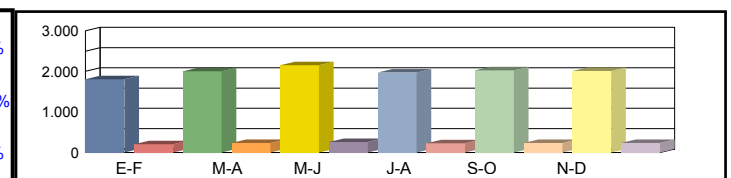
Media Sábados	00h-24h	1.732 <b>8,94%</b>	1.687 <b>8,70%</b>	1.867 <b>9,63%</b>	1.706 <b>8,80%</b>	1.853 <b>9,56%</b>	1.764 <b>9,10%</b>	1.768 <b>9,12%</b>
	06h-22h	1.607 <b>7,93%</b>	1.549 <b>7,64%</b>	1.715 <b>8,46%</b>	1.568 <b>7,74%</b>	1.671 <b>8,24%</b>	1.579 <b>7,79%</b>	1.615 <b>7,97%</b>
	08h-14h	869 <b>7,70%</b>	830 <b>7,36%</b>	895 <b>7,94%</b>	853 <b>7,56%</b>	929 <b>8,23%</b>	835 <b>7,40%</b>	868 <b>7,70%</b>



Media Laborales	00h-24h	1.899 <b>9,80%</b>	2.065 <b>10,65%</b>	2.176 <b>11,23%</b>	2.022 <b>10,43%</b>	2.077 <b>10,72%</b>	2.034 <b>10,50%</b>	2.046 <b>10,55%</b>
	06h-22h	1.836 <b>9,06%</b>	1.983 <b>9,78%</b>	2.120 <b>10,46%</b>	1.846 <b>9,11%</b>	2.008 <b>9,91%</b>	1.972 <b>9,73%</b>	1.961 <b>9,67%</b>
	08h-14h	962 <b>8,53%</b>	985 <b>8,73%</b>	1.094 <b>9,70%</b>	840 <b>7,45%</b>	955 <b>8,47%</b>	959 <b>8,50%</b>	966 <b>8,56%</b>



Media Diaria	00h-24h	1.808 <b>10,14%</b>	2.001 <b>10,33%</b>	2.153 <b>10,54%</b>	1.969 <b>10,38%</b>	2.027 <b>10,40%</b>	2.008 <b>10,52%</b>	<b>1.994</b> <b>10,38%</b>
	06h-22h	1.718 <b>9,15%</b>	1.900 <b>9,37%</b>	2.084 <b>9,62%</b>	1.741 <b>9,22%</b>	1.932 <b>9,41%</b>	1.922 <b>9,54%</b>	<b>1.883</b> <b>9,39%</b>
	08h-14h	885 <b>8,04%</b>	936 <b>8,30%</b>	1.046 <b>8,35%</b>	783 <b>8,14%</b>	933 <b>8,53%</b>	920 <b>8,37%</b>	<b>917</b> <b>8,29%</b>



Coeficientes	N							
	L							
Coeficiente	S							

Los datos en color negro corresponden al total de vehículos y los datos en color azul corresponden a vehículos pesados (en %)



Castilla-La Mancha

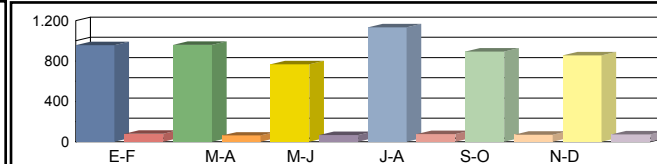
Consejería de Fomento

**Estación:** CR-13d  
**Carretera:** CM-4106 p.k. 99,28 **Provincia:** CIUDAD REAL  
**Ubicación:** El Robledo - Porzuna  
**Año:** 2024  
**Tipo:** PRIMARIA

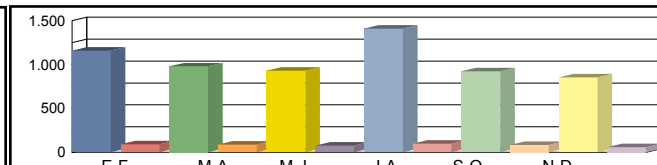
Dirección General de Carreteras

	Ene-Feb	Mar-Abr	May-Jun	Jul-Ago	Sep-Oct	Nov-Dic	IMD
--	---------	---------	---------	---------	---------	---------	-----

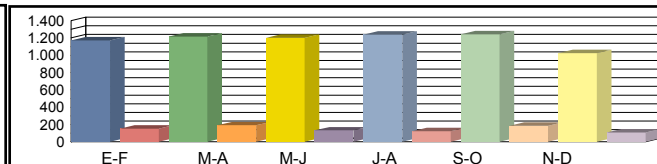
Media Domingos	00h-24h	957 <b>7,84%</b>	959 <b>6,15%</b>	767 <b>8,08%</b>	1.134 <b>6,44%</b>	893 <b>7,39%</b>	855 <b>7,84%</b>	928 <b>7,29%</b>
	06h-22h	880 <b>6,70%</b>	899 <b>5,34%</b>	678 <b>7,52%</b>	812 <b>6,53%</b>	833 <b>6,96%</b>	759 <b>7,51%</b>	810 <b>6,76%</b>
	08h-14h	294 <b>6,46%</b>	369 <b>2,98%</b>	193 <b>10,36%</b>	249 <b>6,02%</b>	342 <b>7,31%</b>	293 <b>7,85%</b>	290 <b>6,83%</b>



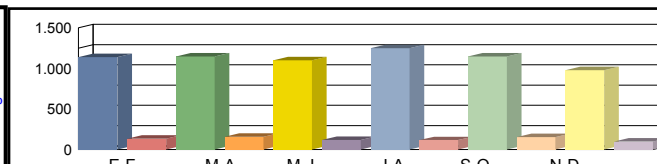
Media Sábados	00h-24h	1.159 <b>7,16%</b>	979 <b>8,17%</b>	930 <b>7,63%</b>	1.408 <b>6,61%</b>	921 <b>8,36%</b>	855 <b>6,32%</b>	1.042 <b>7,37%</b>
	06h-22h	1.021 <b>6,27%</b>	915 <b>7,21%</b>	868 <b>6,45%</b>	1.037 <b>6,56%</b>	861 <b>7,90%</b>	756 <b>5,42%</b>	910 <b>6,64%</b>
	08h-14h	439 <b>6,83%</b>	449 <b>7,80%</b>	326 <b>3,68%</b>	499 <b>7,21%</b>	368 <b>8,15%</b>	346 <b>4,34%</b>	404 <b>6,34%</b>



Media Laborales	00h-24h	1.172 <b>11,43%</b>	1.217 <b>13,56%</b>	1.201 <b>9,91%</b>	1.239 <b>9,12%</b>	1.242 <b>12,96%</b>	1.025 <b>9,66%</b>	1.183 <b>11,11%</b>
	06h-22h	1.071 <b>9,52%</b>	1.147 <b>13,25%</b>	1.121 <b>8,74%</b>	1.071 <b>8,50%</b>	1.160 <b>12,50%</b>	956 <b>8,58%</b>	1.088 <b>10,18%</b>
	08h-14h	421 <b>9,26%</b>	550 <b>14,18%</b>	482 <b>9,13%</b>	474 <b>7,59%</b>	536 <b>13,25%</b>	432 <b>8,10%</b>	482 <b>10,25%</b>



Media Diaria	00h-24h	1.139 <b>10,36%</b>	1.145 <b>11,97%</b>	1.100 <b>9,45%</b>	1.249 <b>8,41%</b>	1.146 <b>11,78%</b>	976 <b>9,02%</b>	<b>1.126</b> <b>10,16%</b>
	06h-22h	1.036 <b>8,69%</b>	1.078 <b>11,60%</b>	1.022 <b>8,41%</b>	1.029 <b>7,97%</b>	1.071 <b>11,39%</b>	900 <b>8,11%</b>	<b>1.023</b> <b>9,36%</b>
	08h-14h	405 <b>8,64%</b>	509 <b>12,18%</b>	418 <b>8,61%</b>	446 <b>7,40%</b>	485 <b>12,16%</b>	399 <b>7,52%</b>	<b>444</b> <b>9,42%</b>



Coeficientes	N	1,09430	1,06103	1,07136	1,15686	1,07069	1,07218	
	L	1,00939	0,97206	0,98501	0,95480	0,95250	1,15415	
Coeficiente	S							0,95218

Los datos en color negro corresponden al total de vehículos y los datos en color azul corresponden a vehículos pesados (en %)



Castilla-La Mancha

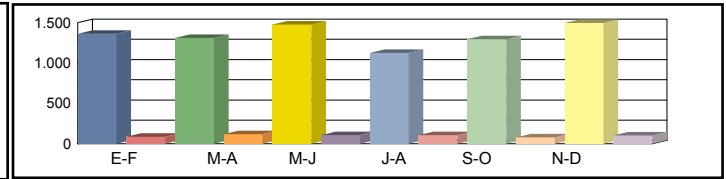
Consejería de Fomento

**Estación:** CR-141  
**Carretera:** CM-413 p.k. 24,43 **Provincia:** CIUDAD REAL  
**Ubicación:** Aldea del Rey - Argamasilla de Calatrava  
**Año:** 2024  
**Tipo:** PRIMARIA

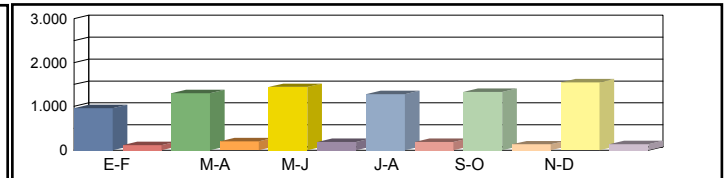
Dirección General de Carreteras

Ene-Feb	Mar-Abr	May-Jun	Jul-Ago	Sep-Oct	Nov-Dic	IMD
---------	---------	---------	---------	---------	---------	-----

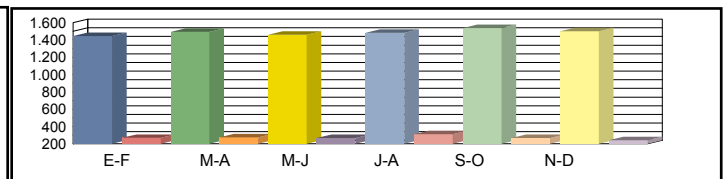
Media Domingos	00h-24h	1.363 <b>6,16%</b>	1.311 <b>8,39%</b>	1.476 <b>6,84%</b>	1.126 <b>8,79%</b>	1.295 <b>5,95%</b>	1.497 <b>6,61%</b>	1.345 <b>7,12%</b>
	06h-22h	1.292 <b>4,72%</b>	1.215 <b>7,41%</b>	1.295 <b>6,95%</b>	898 <b>9,02%</b>	1.120 <b>5,89%</b>	1.270 <b>6,93%</b>	1.182 <b>6,82%</b>
	08h-14h	394 <b>8,88%</b>	427 <b>11,01%</b>	452 <b>9,73%</b>	407 <b>12,29%</b>	343 <b>7,29%</b>	435 <b>8,28%</b>	410 <b>9,58%</b>



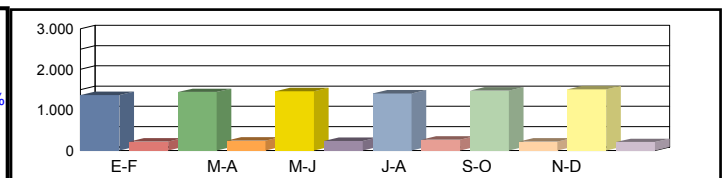
Media Sábados	00h-24h	957 <b>10,76%</b>	1.301 <b>13,60%</b>	1.442 <b>11,65%</b>	1.280 <b>12,81%</b>	1.327 <b>9,19%</b>	1.546 <b>8,02%</b>	1.309 <b>11,01%</b>
	06h-22h	858 <b>9,21%</b>	1.233 <b>13,63%</b>	1.316 <b>10,87%</b>	1.088 <b>12,50%</b>	1.205 <b>7,05%</b>	1.441 <b>6,04%</b>	1.190 <b>9,88%</b>
	08h-14h	400 <b>5,50%</b>	578 <b>17,13%</b>	566 <b>16,25%</b>	473 <b>11,21%</b>	513 <b>5,85%</b>	606 <b>4,79%</b>	523 <b>10,12%</b>



Media Laborales	00h-24h	1.446 <b>15,70%</b>	1.494 <b>15,53%</b>	1.461 <b>15,54%</b>	1.484 <b>17,39%</b>	1.537 <b>14,83%</b>	1.500 <b>13,87%</b>	1.487 <b>15,48%</b>
	06h-22h	1.342 <b>14,83%</b>	1.386 <b>14,79%</b>	1.354 <b>15,44%</b>	1.327 <b>17,71%</b>	1.420 <b>14,08%</b>	1.384 <b>13,44%</b>	1.369 <b>15,05%</b>
	08h-14h	578 <b>15,40%</b>	558 <b>18,46%</b>	549 <b>18,76%</b>	565 <b>20,18%</b>	628 <b>14,81%</b>	602 <b>16,11%</b>	580 <b>17,29%</b>



Media Diaria	00h-24h	1.365 <b>13,85%</b>	1.440 <b>14,38%</b>	1.461 <b>13,76%</b>	1.404 <b>15,81%</b>	1.473 <b>13,03%</b>	1.506 <b>12,02%</b>	<b>1.442</b> <b>13,81%</b>
	06h-22h	1.266 <b>12,80%</b>	1.339 <b>13,67%</b>	1.339 <b>13,59%</b>	1.232 <b>16,15%</b>	1.347 <b>12,25%</b>	1.376 <b>11,48%</b>	<b>1.316</b> <b>13,32%</b>
	08h-14h	527 <b>13,66%</b>	542 <b>17,34%</b>	538 <b>17,29%</b>	529 <b>18,15%</b>	571 <b>12,96%</b>	579 <b>13,64%</b>	<b>548</b> <b>15,51%</b>



Coeficientes	N	1,07750	1,07792	1,07903	1,11831	1,08239	1,08382	
	L	1,02835	0,99531	1,01780	1,00202	0,96747	0,99133	
Coeficiente	S							0,96926

Los datos en color negro corresponden al total de vehículos y los datos en color azul corresponden a vehículos pesados (en %)



Castilla-La Mancha

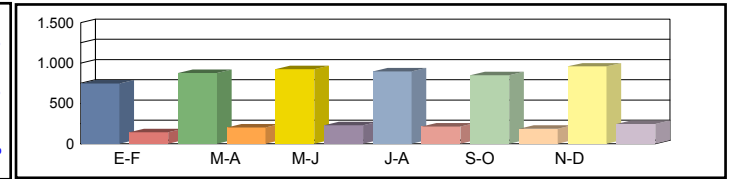
Consejería de Fomento

**Estación:** CR-14b  
**Carretera:** CM-4135 p.k. 4,00 **Provincia:** CIUDAD REAL  
**Ubicación:** Int CM-403(Porzuna ) - Piedrabuena  
**Año:** 2024  
**Tipo:** COBERTURA

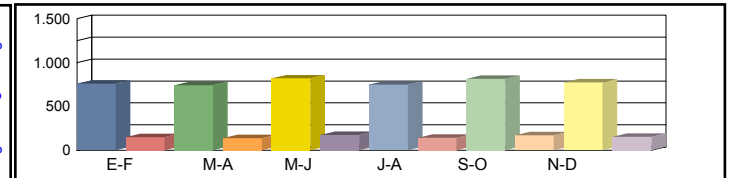
Dirección General de Carreteras

Ene-Feb	Mar-Abr	May-Jun	Jul-Ago	Sep-Oct	Nov-Dic	IMD
---------	---------	---------	---------	---------	---------	-----

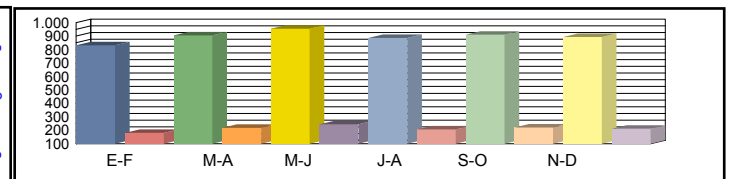
Media	00h-24h	747 16,02%	877 18,80%	926 19,85%	898 19,25%	848 18,18%	958 20,55%	876 18,78%
Domingos	06h-22h	627 12,66%	784 15,85%	862 17,42%	686 13,86%	755 15,26%	869 17,57%	764 15,44%
	08h-14h	260 6,03%	376 8,73%	364 8,45%	307 7,13%	416 9,65%	402 9,33%	354 8,22%



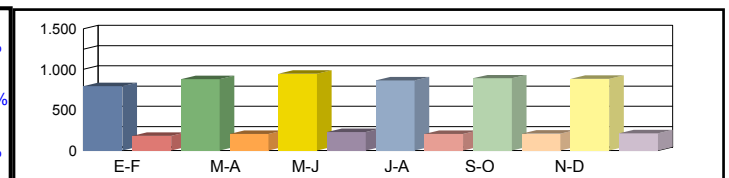
Media	00h-24h	760 16,29%	740 15,87%	819 17,56%	749 16,05%	813 17,43%	774 16,59%	776 16,63%
Sábados	06h-22h	686 13,87%	662 13,37%	733 14,81%	670 13,54%	714 14,42%	674 13,63%	690 13,94%
	08h-14h	409 9,51%	391 9,08%	422 9,80%	402 9,34%	438 10,16%	393 9,14%	409 9,50%



Media	00h-24h	833 17,86%	906 19,43%	955 20,47%	887 19,02%	911 19,54%	893 19,14%	898 19,24%
Laborales	06h-22h	784 15,85%	847 17,12%	905 18,30%	789 15,94%	858 17,33%	842 17,02%	838 16,93%
	08h-14h	453 10,53%	464 10,78%	515 11,97%	396 9,19%	450 10,45%	452 10,49%	455 10,57%



Media	00h-24h	793 18,49%	878 18,83%	945 19,22%	864 18,92%	889 18,96%	882 19,18%	<b>875 18,93%</b>
Diaria	06h-22h	734 16,02%	812 16,40%	890 16,83%	744 16,14%	825 16,47%	821 16,69%	<b>804 16,43%</b>
	08h-14h	417 9,92%	441 10,24%	492 10,30%	369 10,05%	440 10,53%	433 10,33%	<b>432 10,23%</b>



Coeficientes	N							
	L							
Coeficiente	S							

Los datos en color negro corresponden al total de vehículos y los datos en color azul corresponden a vehículos pesados (en %)



Castilla-La Mancha

Consejería de Fomento

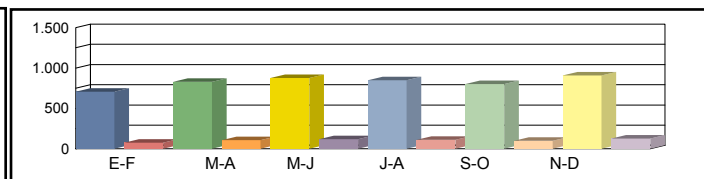
**Estación:** CR-15a  
**Carretera:** CM-4114 p.k. 23,00 **Provincia:** CIUDAD REAL  
**Ubicación:** Int. CRP-7123 (Cristo Espiritu Sto.) - Malagón  
**Año:** 2024  
**Tipo:** COBERTURA

Dirección General de Carreteras

	Ene-Feb	Mar-Abr	May-Jun	Jul-Ago	Sep-Oct	Nov-Dic	IMD
--	---------	---------	---------	---------	---------	---------	-----

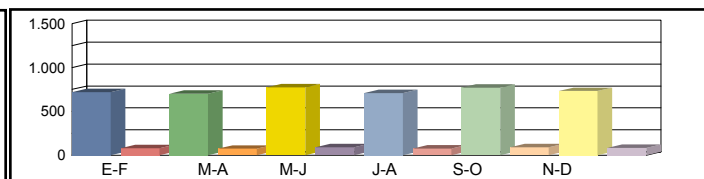
Media 00h-24h  
 Domingos 06h-22h  
 08h-14h

707	9,72%	829	11,41%	876	12,04%	849	11,68%	802	11,03%	907	12,47%	828	11,39%
594	7,28%	744	9,11%	817	10,01%	650	7,97%	716	8,77%	824	10,10%	724	8,87%
169	3,15%	245	4,56%	237	4,42%	200	3,73%	271	5,04%	261	4,87%	230	4,30%



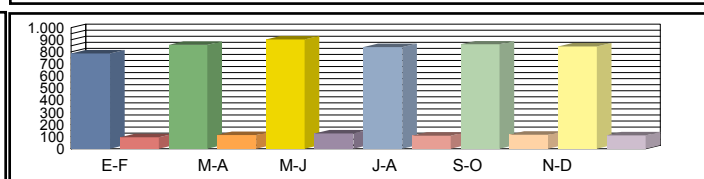
Media 00h-24h  
 Sábados 06h-22h  
 08h-14h

719	9,88%	700	9,63%	775	10,66%	708	9,74%	769	10,57%	732	10,07%	734	10,09%
651	7,97%	627	7,69%	695	8,51%	635	7,78%	676	8,29%	639	7,83%	654	8,01%
266	4,97%	255	4,74%	275	5,12%	262	4,88%	285	5,31%	256	4,77%	266	4,96%



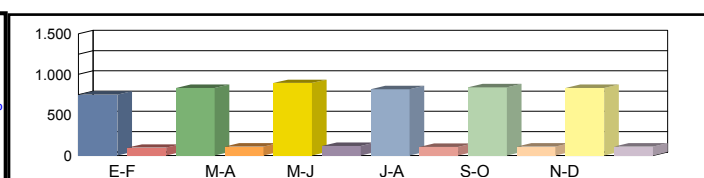
Media 00h-24h  
 Laborales 06h-22h  
 08h-14h

788	10,84%	857	11,79%	903	12,42%	839	11,54%	862	11,86%	844	11,61%	849	11,67%
743	9,11%	803	9,84%	858	10,52%	748	9,16%	813	9,96%	799	9,78%	794	9,73%
295	5,50%	302	5,63%	335	6,25%	258	4,80%	293	5,46%	294	5,48%	296	5,52%



Media 00h-24h  
 Diaria 06h-22h  
 08h-14h

750	11,22%	831	11,42%	893	11,66%	817	11,48%	841	11,50%	833	11,64%	<b>828</b>	11,49%
695	9,21%	769	9,43%	844	9,67%	705	9,28%	782	9,46%	779	9,59%	<b>762</b>	9,44%
271	5,18%	287	5,35%	320	5,38%	241	5,25%	286	5,50%	282	5,40%	<b>281</b>	5,34%



Coeficientes N  
 L  
 Coeficiente S


Los datos en color negro corresponden al total de vehículos y los datos en color azul corresponden a vehículos pesados (en %)



Castilla-La Mancha

Consejería de Fomento

**Estación:** CR-15c  
**Carretera:** CM-4114 p.k. 30,00 **Provincia:** CIUDAD REAL  
**Ubicación:** Malagón - Campomojado  
**Año:** 2024  
**Tipo:** COBERTURA

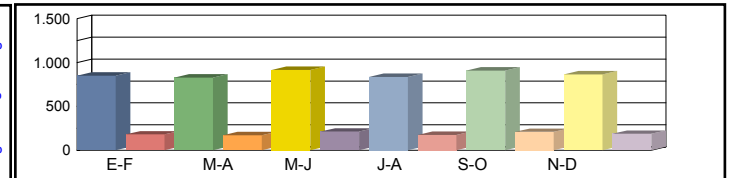
Dirección General de Carreteras

Ene-Feb	Mar-Abr	May-Jun	Jul-Ago	Sep-Oct	Nov-Dic	IMD
---------	---------	---------	---------	---------	---------	-----

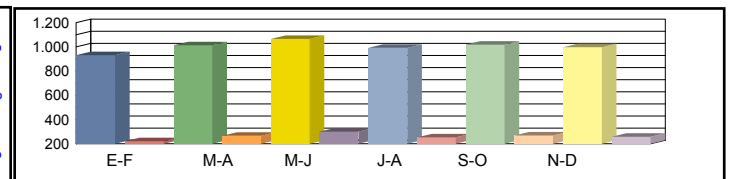
Media	00h-24h	835 17,18%	980 20,16%	1.035 21,29%	1.004 20,64%	948 19,50%	1.072 22,03%	979 20,13%
Domingos	06h-22h	698 14,28%	873 17,87%	960 19,64%	764 15,63%	841 17,20%	968 19,81%	851 17,41%
	08h-14h	237 7,53%	344 10,90%	333 10,54%	281 8,90%	380 12,05%	367 11,64%	324 10,26%



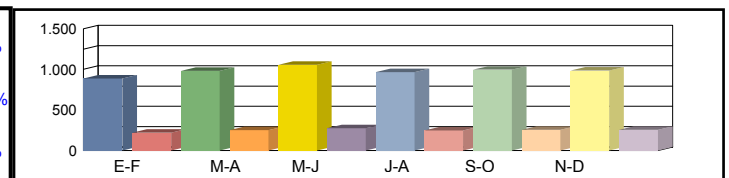
Media	00h-24h	850 17,47%	827 17,01%	916 18,83%	837 17,21%	909 18,69%	865 17,79%	867 17,83%
Sábados	06h-22h	764 15,64%	737 15,08%	816 16,69%	746 15,26%	794 16,26%	751 15,37%	768 15,72%
	08h-14h	374 11,86%	357 11,33%	385 12,22%	367 11,65%	400 12,68%	359 11,40%	374 11,86%



Media	00h-24h	932 19,16%	1.013 20,83%	1.067 21,95%	992 20,40%	1.019 20,95%	998 20,52%	1.004 20,63%
Laborales	06h-22h	873 17,87%	943 19,30%	1.008 20,63%	878 17,97%	955 19,54%	938 19,19%	932 19,08%
	08h-14h	414 13,13%	424 13,44%	471 14,93%	362 11,47%	411 13,04%	413 13,09%	416 13,18%



Media	00h-24h	887 19,83%	982 20,19%	1.056 20,61%	966 20,29%	995 20,33%	985 20,57%	<b>978 20,30%</b>
Diaria	06h-22h	817 18,06%	904 18,49%	991 18,98%	828 18,20%	919 18,57%	914 18,81%	<b>896 18,52%</b>
	08h-14h	381 12,37%	403 12,78%	450 12,85%	338 12,54%	402 13,13%	396 12,89%	<b>395 12,76%</b>



Coeficientes	N							
	L							
Coeficiente	S							

Los datos en color negro corresponden al total de vehículos y los datos en color azul corresponden a vehículos pesados (en %)



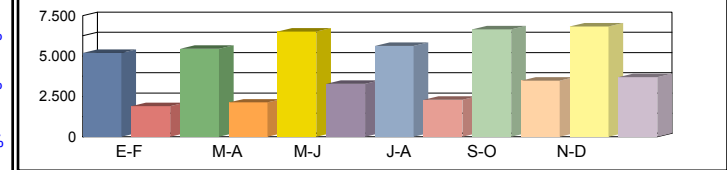
Castilla-La Mancha

Consejería de Fomento

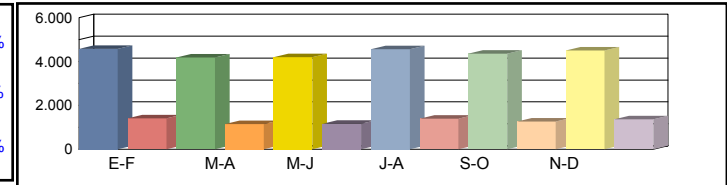
**Estación:** CR-161  
**Carretera:** CM-420 p.k. 3,00 **Provincia:** CIUDAD REAL  
**Ubicación:** Daimiel - Arenas de San Juan  
**Año:** 2024  
**Tipo:** COBERTURA

Dirección General de Carreteras

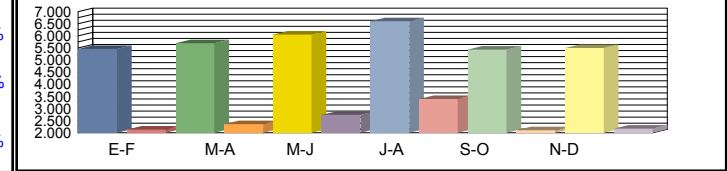
Ene-Feb	Mar-Abr	May-Jun	Jul-Ago	Sep-Oct	Nov-Dic	IMD
---------	---------	---------	---------	---------	---------	-----



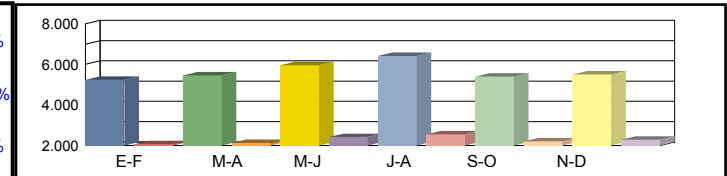
Media	00h-24h	5.192 26,72%	5.455 28,07%	6.514 33,53%	5.636 29,01%	6.660 34,28%	6.825 35,13%	6.047 31,12%
Domingos	06h-22h	5.034 26,59%	5.284 27,92%	6.359 33,60%	5.326 28,14%	6.254 33,04%	6.603 34,88%	5.810 30,69%
	08h-14h	1.605 16,32%	1.805 18,35%	2.158 21,95%	1.945 19,78%	2.024 20,58%	1.686 17,15%	1.870 19,02%



Media	00h-24h	4.578 23,56%	4.184 21,53%	4.201 21,62%	4.557 23,45%	4.358 22,43%	4.505 23,19%	4.397 22,63%
Sábados	06h-22h	4.293 22,68%	3.938 20,80%	4.102 21,67%	4.431 23,41%	4.229 22,34%	4.377 23,12%	4.228 22,34%
	08h-14h	2.576 26,19%	2.274 23,12%	2.251 22,89%	2.702 27,48%	1.774 18,04%	1.867 18,99%	2.241 22,78%



Media	00h-24h	5.461 28,11%	5.698 29,33%	6.056 31,17%	6.605 33,99%	5.435 27,97%	5.505 28,33%	5.793 29,82%
Laborales	06h-22h	5.297 27,99%	5.486 28,98%	5.738 30,31%	6.335 33,47%	5.216 27,56%	5.284 27,92%	5.559 29,37%
	08h-14h	2.571 26,14%	2.672 27,17%	2.659 27,04%	2.967 30,17%	2.676 27,21%	2.751 27,97%	2.716 27,62%



Media	00h-24h	5.238 28,13%	5.447 28,03%	5.953 28,83%	6.406 28,44%	5.384 29,05%	5.496 29,28%	<b>5.654 28,63%</b>
Diaria	06h-22h	5.070 27,74%	5.236 27,66%	5.662 28,60%	6.135 28,07%	5.150 28,61%	5.285 28,99%	<b>5.423 28,28%</b>
	08h-14h	2.411 25,48%	2.491 25,33%	2.526 25,81%	2.857 26,16%	2.455 24,92%	2.488 24,57%	<b>2.538 25,38%</b>

Coeficientes	N							
	L							
Coeficiente	S							

Los datos en color negro corresponden al total de vehículos y los datos en color azul corresponden a vehículos pesados (en %)



Castilla-La Mancha

Consejería de Fomento

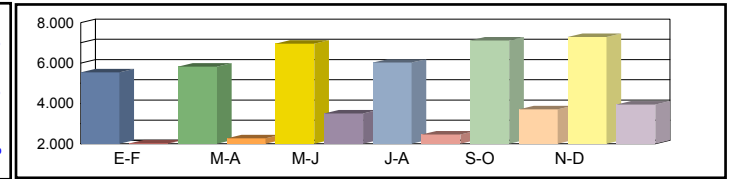
**Estación:** CR-162  
**Carretera:** CM-420 p.k. 29,00 **Provincia:** CIUDAD REAL  
**Ubicación:** Int. CM-4120 - Puerto Lápice  
**Año:** 2024  
**Tipo:** COBERTURA

Dirección General de Carreteras

Ene-Feb	Mar-Abr	May-Jun	Jul-Ago	Sep-Oct	Nov-Dic	IMD
---------	---------	---------	---------	---------	---------	-----

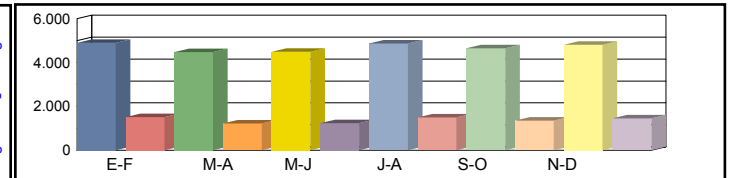
Media 00h-24h  
 Domingos 06h-22h  
 08h-14h

5.547 26,70%	5.828 28,05%	6.960 33,50%	6.022 28,98%	7.116 34,25%	7.292 35,10%	6.461 31,10%
5.324 26,84%	5.589 28,17%	6.725 33,90%	5.633 28,40%	6.614 33,34%	6.983 35,20%	6.145 30,98%
1.513 16,13%	1.701 18,13%	2.034 21,68%	1.833 19,55%	1.907 20,33%	1.589 16,94%	1.763 18,79%



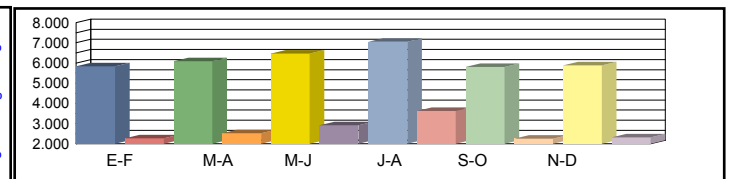
Media 00h-24h  
 Sábados 06h-22h  
 08h-14h

4.891 23,54%	4.470 21,52%	4.488 21,60%	4.869 23,44%	4.656 22,41%	4.814 23,17%	4.698 22,61%
4.540 22,89%	4.165 20,99%	4.339 21,87%	4.686 23,62%	4.473 22,55%	4.629 23,33%	4.472 22,54%
2.428 25,88%	2.143 22,85%	2.121 22,61%	2.546 27,15%	1.672 17,82%	1.760 18,76%	2.112 22,51%



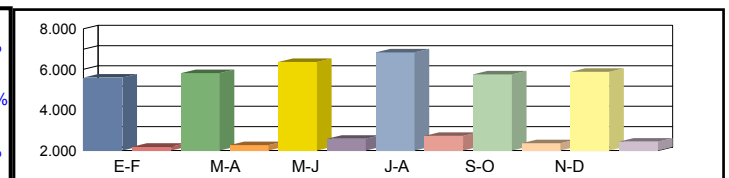
Media 00h-24h  
 Laborales 06h-22h  
 08h-14h

5.835 28,08%	6.088 29,30%	6.470 31,14%	7.057 33,97%	5.807 27,95%	5.881 28,31%	6.190 29,79%
5.602 28,24%	5.802 29,25%	6.068 30,59%	6.699 33,77%	5.516 27,81%	5.588 28,17%	5.879 29,64%
2.422 25,83%	2.518 26,85%	2.506 26,72%	2.796 29,81%	2.521 26,88%	2.593 27,64%	2.559 27,29%



Media 00h-24h  
 Diaria 06h-22h  
 08h-14h

5.597 28,11%	5.820 28,01%	6.360 28,80%	6.844 28,42%	5.752 29,03%	5.871 29,26%	<b>6.041 28,60%</b>
5.362 28,00%	5.538 27,92%	5.987 28,86%	6.487 28,32%	5.446 28,88%	5.589 29,25%	<b>5.735 28,54%</b>
2.271 25,18%	2.348 25,03%	2.381 25,50%	2.692 25,85%	2.313 24,63%	2.345 24,28%	<b>2.392 25,08%</b>



Coeficientes N  
 L  
 Coeficiente S


Los datos en color negro corresponden al total de vehículos y los datos en color azul corresponden a vehículos pesados (en %)





**Castilla-La Mancha**

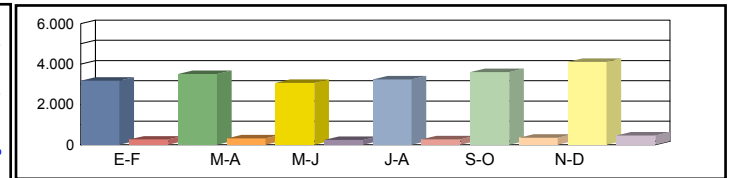
Consejería de Fomento

**Estación:** CR-163g  
**Carretera:** CM-3165 p.k. 4,00 **Provincia:** CIUDAD REAL  
**Ubicación:** Enlace CM-420 (Herencia) - Int CM-42 (Alcazar de San Juan)  
**Año:** 2024  
**Tipo:** COBERTURA

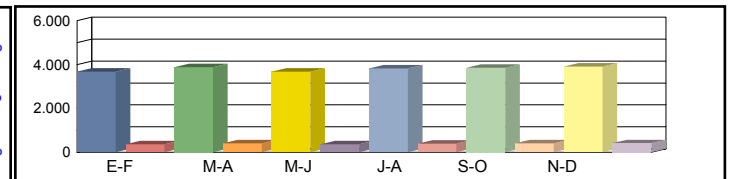
**Dirección General de Carreteras**

Ene-Feb	Mar-Abr	May-Jun	Jul-Ago	Sep-Oct	Nov-Dic	IMD
---------	---------	---------	---------	---------	---------	-----

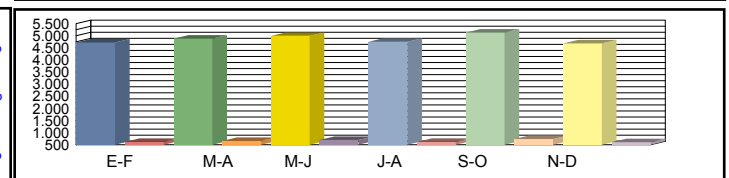
Media Domingos	00h-24h	3.177 <b>7,78%</b>	3.503 <b>8,58%</b>	3.069 <b>7,52%</b>	3.240 <b>7,94%</b>	3.601 <b>8,82%</b>	4.102 <b>10,05%</b>	3.449 <b>8,45%</b>
	06h-22h	2.981 <b>7,39%</b>	3.385 <b>8,39%</b>	2.860 <b>7,09%</b>	2.804 <b>6,95%</b>	3.388 <b>8,40%</b>	3.999 <b>9,92%</b>	3.236 <b>8,02%</b>
	08h-14h	1.188 <b>5,60%</b>	1.343 <b>6,33%</b>	1.188 <b>5,60%</b>	1.125 <b>5,30%</b>	1.043 <b>4,92%</b>	1.351 <b>6,37%</b>	1.206 <b>5,69%</b>



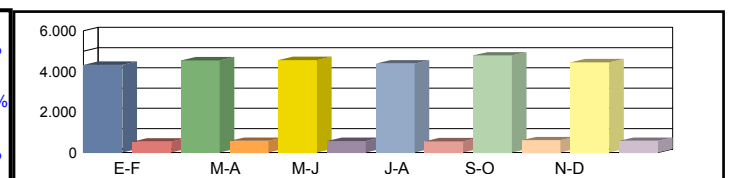
Media Sábados	00h-24h	3.681 <b>9,02%</b>	3.874 <b>9,49%</b>	3.679 <b>9,01%</b>	3.815 <b>9,34%</b>	3.849 <b>9,43%</b>	3.907 <b>9,57%</b>	3.801 <b>9,31%</b>
	06h-22h	3.442 <b>8,54%</b>	3.705 <b>9,19%</b>	3.493 <b>8,66%</b>	3.585 <b>8,89%</b>	3.586 <b>8,89%</b>	3.692 <b>9,16%</b>	3.584 <b>8,89%</b>
	08h-14h	1.685 <b>7,94%</b>	1.931 <b>9,10%</b>	1.908 <b>8,99%</b>	1.848 <b>8,71%</b>	1.844 <b>8,69%</b>	1.891 <b>8,91%</b>	1.851 <b>8,73%</b>



Media Laborales	00h-24h	4.727 <b>11,58%</b>	4.883 <b>11,96%</b>	4.994 <b>12,23%</b>	4.753 <b>11,64%</b>	5.130 <b>12,57%</b>	4.681 <b>11,47%</b>	4.861 <b>11,91%</b>
	06h-22h	4.690 <b>11,63%</b>	4.769 <b>11,83%</b>	4.848 <b>12,02%</b>	4.558 <b>11,30%</b>	5.034 <b>12,48%</b>	4.604 <b>11,42%</b>	4.750 <b>11,78%</b>
	08h-14h	2.183 <b>10,29%</b>	2.228 <b>10,50%</b>	2.246 <b>10,59%</b>	2.152 <b>10,15%</b>	2.353 <b>11,09%</b>	2.154 <b>10,16%</b>	2.219 <b>10,46%</b>



Media Diaria	00h-24h	4.325 <b>10,94%</b>	4.542 <b>11,12%</b>	4.553 <b>10,90%</b>	4.376 <b>11,01%</b>	4.782 <b>11,15%</b>	4.440 <b>11,35%</b>	<b>4.503</b> <b>11,08%</b>
	06h-22h	4.252 <b>10,72%</b>	4.419 <b>10,96%</b>	4.385 <b>10,70%</b>	4.128 <b>10,71%</b>	4.647 <b>10,92%</b>	4.349 <b>11,17%</b>	<b>4.363</b> <b>10,86%</b>
	08h-14h	1.961 <b>9,44%</b>	2.059 <b>9,71%</b>	2.050 <b>9,59%</b>	1.947 <b>9,50%</b>	2.116 <b>9,45%</b>	1.986 <b>9,69%</b>	<b>2.020</b> <b>9,56%</b>



Coeficientes	N							
	L							
Coeficiente	S							

Los datos en color negro corresponden al total de vehículos y los datos en color azul corresponden a vehículos pesados (en %)



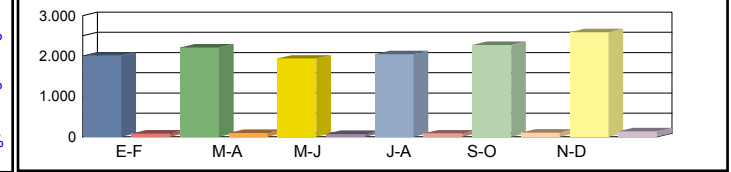
Castilla-La Mancha

Consejería de Fomento

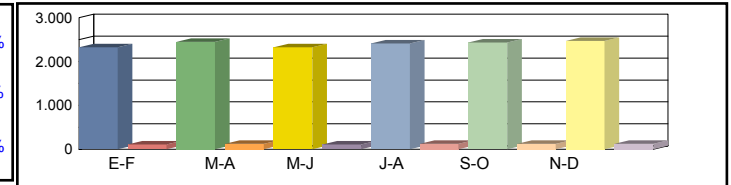
**Estación:** CR-163H  
**Carretera:** CM-420 p.k. 42,00 **Provincia:** CIUDAD REAL  
**Ubicación:** Herencia - Enlace CM-42  
**Año:** 2024  
**Tipo:** COBERTURA

Dirección General de Carreteras

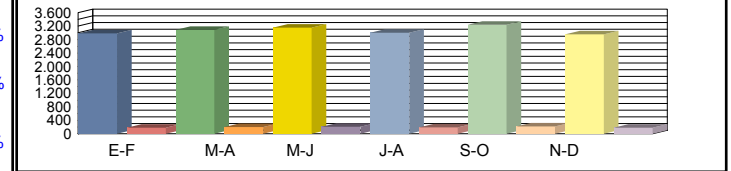
	Ene-Feb	Mar-Abr	May-Jun	Jul-Ago	Sep-Oct	Nov-Dic	IMD
--	---------	---------	---------	---------	---------	---------	-----



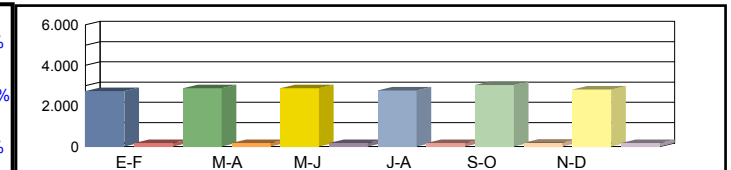
Media 00h-24h	2.009	3,96%	2.214	4,37%	1.940	3,83%	2.048	4,04%	2.276	4,49%	2.593	5,12%	2.180	4,30%
Domingos 06h-22h	1.830	3,61%	2.077	4,10%	1.755	3,46%	1.721	3,39%	2.080	4,10%	2.454	4,84%	1.986	3,92%
08h-14h	627	2,91%	709	3,28%	627	2,90%	593	2,75%	550	2,55%	712	3,30%	636	2,95%



Media 00h-24h	2.327	4,59%	2.449	4,83%	2.326	4,59%	2.412	4,76%	2.433	4,80%	2.470	4,87%	2.403	4,74%
Sábados 06h-22h	2.113	4,17%	2.274	4,49%	2.144	4,23%	2.201	4,34%	2.201	4,34%	2.266	4,47%	2.200	4,34%
08h-14h	888	4,12%	1.018	4,72%	1.006	4,66%	975	4,52%	973	4,51%	997	4,62%	976	4,53%



Media 00h-24h	2.988	5,90%	3.087	6,09%	3.157	6,23%	3.005	5,93%	3.243	6,40%	2.959	5,84%	3.073	6,06%
Laborales 06h-22h	2.878	5,68%	2.927	5,77%	2.976	5,87%	2.797	5,52%	3.089	6,09%	2.825	5,57%	2.915	5,75%
08h-14h	1.151	5,34%	1.175	5,45%	1.185	5,49%	1.135	5,26%	1.241	5,75%	1.136	5,27%	1.170	5,43%



Media 00h-24h	2.734	5,57%	2.871	5,66%	2.878	5,55%	2.767	5,61%	3.023	5,68%	2.807	5,78%	2.847	5,64%
Diaria 06h-22h	2.609	5,24%	2.712	5,35%	2.692	5,22%	2.533	5,23%	2.852	5,33%	2.669	5,45%	2.678	5,30%
08h-14h	1.034	4,89%	1.086	5,03%	1.082	4,97%	1.027	4,93%	1.116	4,90%	1.048	5,02%	1.066	4,96%

Coeficientes	N						
	L						
Coeficiente	S						

Los datos en color negro corresponden al total de vehículos y los datos en color azul corresponden a vehículos pesados (en %)



Castilla-La Mancha

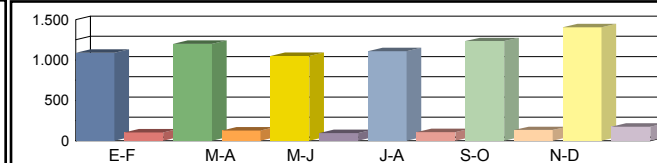
Consejería de Fomento

**Estación:** cr-163i  
**Carretera:** CM-420 p.k. 62,50 **Provincia:** CIUDAD REAL  
**Ubicación:** Enlace CM-42 - Int. CM-3105 (Campo de Criptana)  
**Año:** 2024  
**Tipo:** COBERTURA

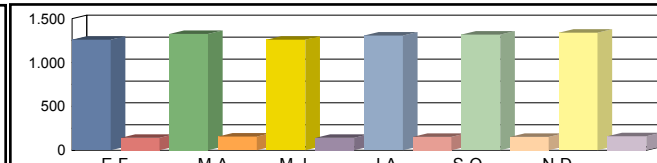
Dirección General de Carreteras

	Ene-Feb	Mar-Abr	May-Jun	Jul-Ago	Sep-Oct	Nov-Dic	IMD
--	---------	---------	---------	---------	---------	---------	-----

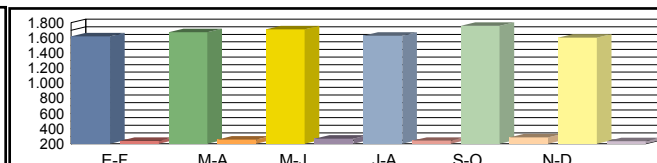
Media Domingos	00h-24h	1.089 <b>8,63%</b>	1.200 <b>9,52%</b>	1.051 <b>8,34%</b>	1.110 <b>8,80%</b>	1.234 <b>9,78%</b>	1.405 <b>11,15%</b>	1.182 <b>9,37%</b>
	06h-22h	986 <b>8,08%</b>	1.120 <b>9,18%</b>	946 <b>7,75%</b>	928 <b>7,60%</b>	1.121 <b>9,18%</b>	1.323 <b>10,84%</b>	1.071 <b>8,77%</b>
	08h-14h	290 <b>6,77%</b>	328 <b>7,65%</b>	290 <b>6,76%</b>	275 <b>6,40%</b>	255 <b>5,94%</b>	330 <b>7,69%</b>	295 <b>6,87%</b>



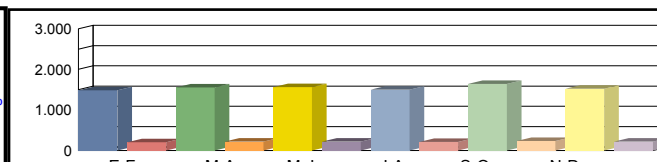
Media Sábados	00h-24h	1.261 <b>10,00%</b>	1.327 <b>10,53%</b>	1.261 <b>10,00%</b>	1.307 <b>10,37%</b>	1.319 <b>10,46%</b>	1.339 <b>10,62%</b>	1.302 <b>10,33%</b>
	06h-22h	1.139 <b>9,33%</b>	1.226 <b>10,04%</b>	1.156 <b>9,47%</b>	1.186 <b>9,72%</b>	1.187 <b>9,72%</b>	1.222 <b>10,01%</b>	1.186 <b>9,72%</b>
	08h-14h	411 <b>9,59%</b>	471 <b>10,99%</b>	466 <b>10,86%</b>	451 <b>10,52%</b>	450 <b>10,50%</b>	462 <b>10,76%</b>	452 <b>10,54%</b>



Media Laborales	00h-24h	1.619 <b>12,85%</b>	1.673 <b>13,27%</b>	1.711 <b>13,57%</b>	1.629 <b>12,92%</b>	1.758 <b>13,94%</b>	1.604 <b>12,72%</b>	1.666 <b>13,21%</b>
	06h-22h	1.552 <b>12,71%</b>	1.578 <b>12,93%</b>	1.604 <b>13,14%</b>	1.508 <b>12,35%</b>	1.666 <b>13,65%</b>	1.523 <b>12,48%</b>	1.572 <b>12,88%</b>
	08h-14h	533 <b>12,43%</b>	544 <b>12,68%</b>	548 <b>12,79%</b>	526 <b>12,25%</b>	574 <b>13,39%</b>	526 <b>12,26%</b>	542 <b>12,64%</b>



Media Diaria	00h-24h	1.481 <b>12,14%</b>	1.556 <b>12,34%</b>	1.560 <b>12,10%</b>	1.500 <b>12,22%</b>	1.639 <b>12,37%</b>	1.522 <b>12,59%</b>	<b>1.543</b> <b>12,29%</b>
	06h-22h	1.407 <b>11,72%</b>	1.462 <b>11,98%</b>	1.451 <b>11,69%</b>	1.366 <b>11,71%</b>	1.538 <b>11,94%</b>	1.439 <b>12,21%</b>	<b>1.444</b> <b>11,88%</b>
	08h-14h	479 <b>11,40%</b>	503 <b>11,72%</b>	500 <b>11,58%</b>	476 <b>11,48%</b>	516 <b>11,41%</b>	485 <b>11,70%</b>	<b>493</b> <b>11,55%</b>



Coeficientes	N							
	L							
Coeficiente	S							

Los datos en color negro corresponden al total de vehículos y los datos en color azul corresponden a vehículos pesados (en %)



Castilla-La Mancha

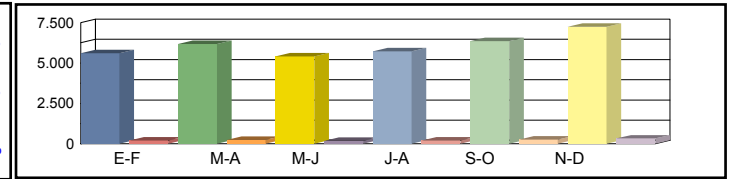
Consejería de Fomento

**Estación:** CR-164  
**Carretera:** CM-3166 p.k. 2,50 **Provincia:** CIUDAD REAL  
**Ubicación:** Alcázar de San Juan - Enlace CM- 420  
**Año:** 2024  
**Tipo:** COBERTURA

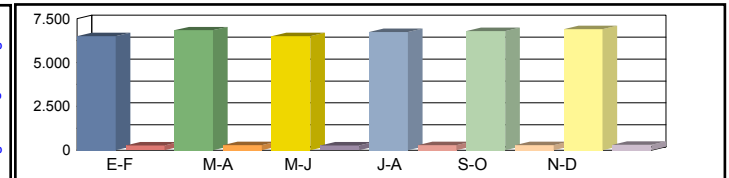
Dirección General de Carreteras

Ene-Feb	Mar-Abr	May-Jun	Jul-Ago	Sep-Oct	Nov-Dic	IMD
---------	---------	---------	---------	---------	---------	-----

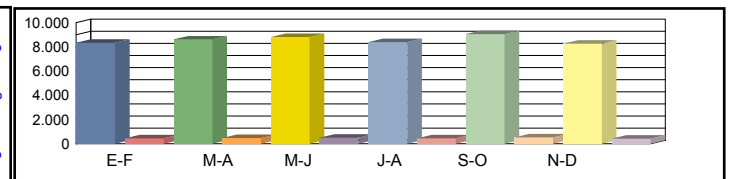
Media	00h-24h	5.609 3,43%	6.183 3,78%	5.417 3,31%	5.720 3,49%	6.356 3,88%	7.241 4,42%	6.088 3,72%
Domingos	06h-22h	5.188 3,31%	5.891 3,76%	4.977 3,18%	4.879 3,12%	5.897 3,77%	6.960 4,45%	5.632 3,60%
	08h-14h	1.776 3,14%	2.007 3,55%	1.775 3,14%	1.680 2,97%	1.559 2,76%	2.019 3,57%	1.803 3,19%



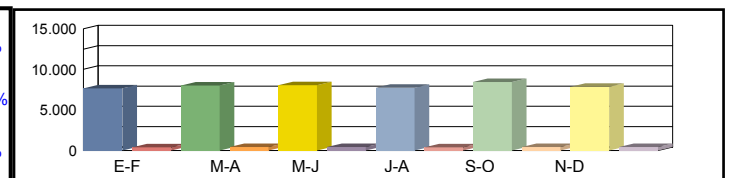
Media	00h-24h	6.498 3,97%	6.838 4,18%	6.495 3,97%	6.734 4,11%	6.794 4,15%	6.897 4,21%	6.709 4,10%
Sábados	06h-22h	5.991 3,83%	6.448 4,12%	6.079 3,88%	6.240 3,99%	6.242 3,99%	6.426 4,10%	6.238 3,98%
	08h-14h	2.517 4,45%	2.885 5,10%	2.851 5,04%	2.762 4,88%	2.755 4,87%	2.825 5,00%	2.766 4,89%



Media	00h-24h	8.344 5,10%	8.620 5,27%	8.815 5,39%	8.391 5,13%	9.057 5,53%	8.264 5,05%	8.582 5,24%
Laborales	06h-22h	8.162 5,21%	8.300 5,30%	8.438 5,39%	7.932 5,07%	8.761 5,60%	8.012 5,12%	8.268 5,28%
	08h-14h	3.262 5,77%	3.329 5,89%	3.356 5,94%	3.216 5,69%	3.515 6,22%	3.219 5,69%	3.316 5,87%



Media	00h-24h	7.634 4,82%	8.017 4,90%	8.037 4,80%	7.725 4,85%	8.443 4,91%	7.839 5,00%	<b>7.949 4,88%</b>
Diaria	06h-22h	7.400 4,81%	7.691 4,91%	7.633 4,80%	7.184 4,80%	8.088 4,89%	7.569 5,01%	<b>7.594 4,87%</b>
	08h-14h	2.931 5,29%	3.077 5,44%	3.063 5,37%	2.910 5,33%	3.162 5,30%	2.968 5,43%	<b>3.018 5,36%</b>



Coeficientes	N						
	L						
Coeficiente	S						

Los datos en color negro corresponden al total de vehículos y los datos en color azul corresponden a vehículos pesados (en %)



Castilla-La Mancha

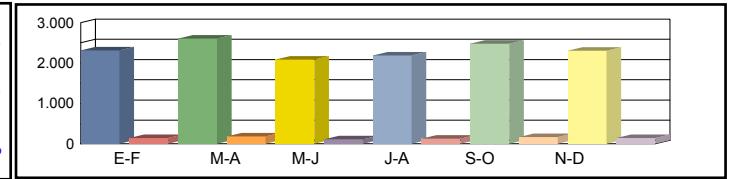
Consejería de Fomento

**Estación:** CR-165  
**Carretera:** CM-420 p.k. 78,00 **Provincia:** CIUDAD REAL  
**Ubicación:** Int. CM-3105 (Campo de Criptana) - Pedro Muñoz  
**Año:** 2024  
**Tipo:** COBERTURA

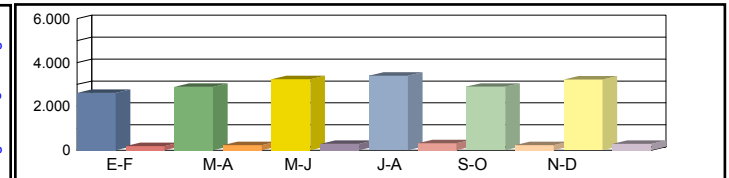
Dirección General de Carreteras

Ene-Feb	Mar-Abr	May-Jun	Jul-Ago	Sep-Oct	Nov-Dic	IMD
---------	---------	---------	---------	---------	---------	-----

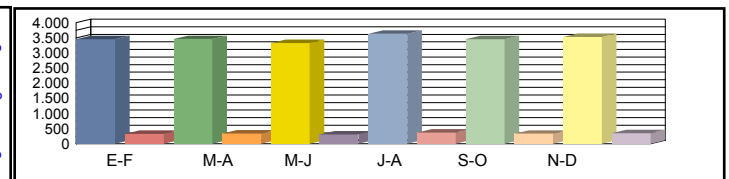
Media	00h-24h	2.315 5,92%	2.605 6,66%	2.087 5,34%	2.185 5,59%	2.482 6,35%	2.305 5,90%	2.330 5,96%
Domingos	06h-22h	2.172 5,65%	2.415 6,28%	1.893 4,92%	1.808 4,70%	2.128 5,53%	1.966 5,11%	2.064 5,37%
	08h-14h	730 6,50%	966 8,60%	620 5,52%	547 4,87%	660 5,88%	656 5,84%	696 6,20%



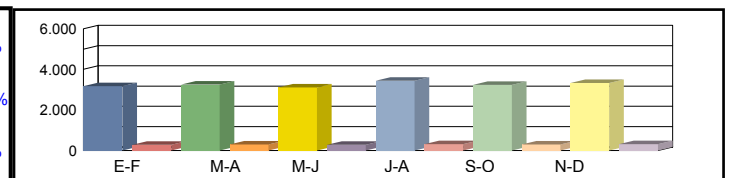
Media	00h-24h	2.618 6,70%	2.890 7,39%	3.237 8,28%	3.400 8,69%	2.899 7,42%	3.230 8,26%	3.046 7,79%
Sábados	06h-22h	2.380 6,19%	2.614 6,80%	2.589 6,73%	3.106 8,08%	2.636 6,86%	2.961 7,70%	2.714 7,06%
	08h-14h	896 7,98%	1.152 10,26%	949 8,46%	1.205 10,73%	1.040 9,26%	957 8,53%	1.033 9,20%



Media	00h-24h	3.451 8,83%	3.459 8,85%	3.326 8,51%	3.635 9,30%	3.455 8,84%	3.528 9,02%	3.476 8,89%
Laborales	06h-22h	3.353 8,72%	3.362 8,74%	3.246 8,44%	3.453 8,98%	3.366 8,75%	3.460 9,00%	3.373 8,77%
	08h-14h	1.348 12,00%	1.289 11,48%	1.160 10,33%	1.366 12,17%	1.264 11,26%	1.366 12,17%	1.299 11,57%



Media	00h-24h	3.168 8,12%	3.256 8,33%	3.107 8,26%	3.435 8,36%	3.236 8,29%	3.326 8,34%	3.255 8,28%
Diaria	06h-22h	3.044 7,94%	3.120 8,11%	2.937 7,91%	3.187 8,07%	3.086 8,02%	3.196 8,08%	3.095 8,02%
	08h-14h	1.206 10,27%	1.223 10,90%	1.030 10,20%	1.241 10,43%	1.141 10,36%	1.220 10,25%	1.177 10,40%



Coeficientes	N							
	L							
Coeficiente	S							

Los datos en color negro corresponden al total de vehículos y los datos en color azul corresponden a vehículos pesados (en %)



Castilla-La Mancha

Consejería de Fomento

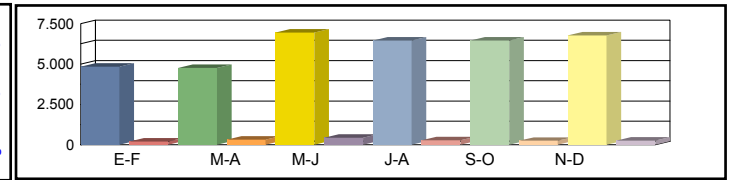
**Estación:** CR-167  
**Carretera:** CM-420 p.k. 21,74 **Provincia:** CIUDAD REAL  
**Ubicación:** Arenas de San Juan - Int. CM-4120  
**Año:** 2024  
**Tipo:** PRIMARIA

Dirección General de Carreteras

Ene-Feb	Mar-Abr	May-Jun	Jul-Ago	Sep-Oct	Nov-Dic	IMD
---------	---------	---------	---------	---------	---------	-----

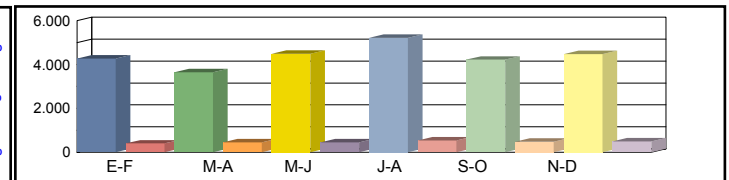
Media 00h-24h  
 Domingos 06h-22h  
 08h-14h

4.844 <b>3,98%</b>	4.756 <b>6,29%</b>	6.958 <b>5,92%</b>	6.452 <b>4,20%</b>	6.451 <b>3,81%</b>	6.770 <b>3,72%</b>	6.038 <b>4,65%</b>
4.496 <b>3,25%</b>	4.478 <b>5,90%</b>	6.402 <b>5,92%</b>	5.774 <b>4,02%</b>	5.727 <b>3,63%</b>	6.237 <b>3,67%</b>	5.519 <b>4,40%</b>
1.204 <b>4,07%</b>	1.261 <b>6,50%</b>	1.701 <b>5,06%</b>	1.740 <b>4,83%</b>	1.539 <b>4,42%</b>	1.297 <b>6,17%</b>	1.457 <b>5,17%</b>



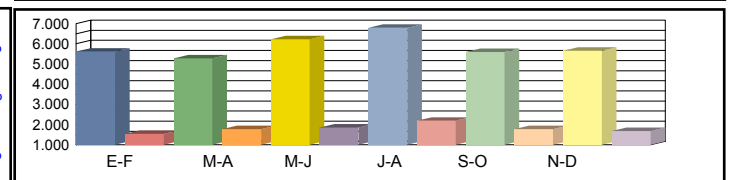
Media 00h-24h  
 Sábados 06h-22h  
 08h-14h

4.271 <b>8,55%</b>	3.648 <b>11,13%</b>	4.487 <b>9,14%</b>	5.217 <b>9,24%</b>	4.221 <b>10,19%</b>	4.469 <b>9,94%</b>	4.386 <b>9,70%</b>
3.834 <b>8,09%</b>	3.337 <b>11,15%</b>	4.130 <b>8,96%</b>	4.803 <b>8,87%</b>	3.873 <b>10,38%</b>	4.134 <b>10,01%</b>	4.018 <b>9,58%</b>
1.932 <b>10,87%</b>	1.589 <b>9,69%</b>	1.774 <b>10,54%</b>	2.417 <b>7,65%</b>	1.349 <b>15,57%</b>	1.436 <b>13,58%</b>	1.750 <b>11,32%</b>



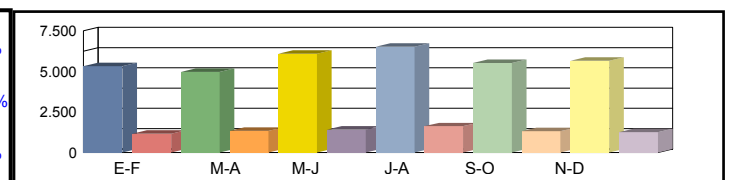
Media 00h-24h  
 Laborales 06h-22h  
 08h-14h

5.620 <b>21,60%</b>	5.275 <b>25,16%</b>	6.232 <b>22,98%</b>	6.797 <b>24,42%</b>	5.593 <b>24,12%</b>	5.665 <b>22,93%</b>	5.864 <b>23,53%</b>
5.194 <b>21,85%</b>	4.946 <b>24,65%</b>	5.626 <b>23,25%</b>	6.211 <b>24,36%</b>	5.114 <b>24,64%</b>	5.181 <b>23,66%</b>	5.379 <b>23,73%</b>
2.178 <b>21,63%</b>	2.043 <b>30,00%</b>	2.253 <b>24,81%</b>	2.514 <b>27,92%</b>	2.267 <b>25,01%</b>	2.331 <b>23,34%</b>	2.264 <b>25,45%</b>



Media 00h-24h  
 Diaria 06h-22h  
 08h-14h

5.316 <b>17,81%</b>	4.968 <b>21,10%</b>	6.086 <b>18,73%</b>	6.523 <b>19,84%</b>	5.519 <b>19,21%</b>	5.652 <b>18,17%</b>	<b>5.677 19,14%</b>
4.900 <b>17,88%</b>	4.649 <b>20,67%</b>	5.523 <b>18,85%</b>	5.947 <b>19,76%</b>	5.024 <b>19,65%</b>	5.182 <b>18,66%</b>	<b>5.204 19,24%</b>
2.004 <b>18,66%</b>	1.867 <b>25,28%</b>	2.106 <b>20,85%</b>	2.390 <b>22,59%</b>	2.032 <b>21,90%</b>	2.055 <b>20,83%</b>	<b>2.076 21,69%</b>



Coeficientes N  
 L  
 Coeficiente S

1,08202	1,06652	1,10771	1,09435	1,09366	1,09342	
1,04342	1,11166	0,94095	0,86273	1,04845	1,03513	
						0,96823

Los datos en color negro corresponden al total de vehículos y los datos en color azul corresponden a vehículos pesados (en %)



Castilla-La Mancha

Consejería de Fomento

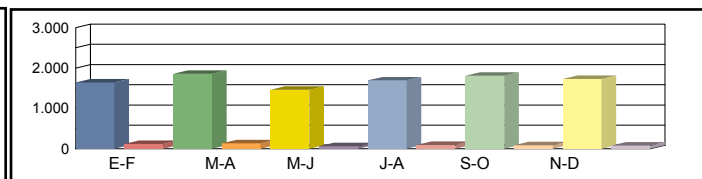
**Estación:** CR-168  
**Carretera:** CM-420 p.k. 84,85 **Provincia:** CIUDAD REAL  
**Ubicación:** Pedro Muñoz - Mota del Cuervo  
**Año:** 2024  
**Tipo:** PRIMARIA

Dirección General de Carreteras

	Ene-Feb	Mar-Abr	May-Jun	Jul-Ago	Sep-Oct	Nov-Dic	IMD
--	---------	---------	---------	---------	---------	---------	-----

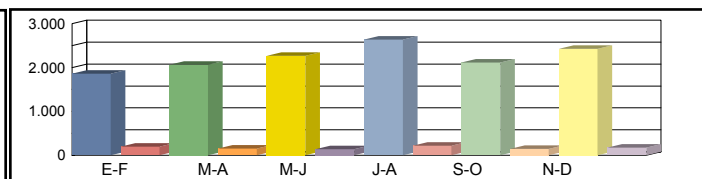
Media 00h-24h  
 Domingos 06h-22h  
 08h-14h

1.647	7,04%	1.859	6,89%	1.460	4,45%	1.695	5,60%	1.810	4,92%	1.730	4,45%	1.700	5,56%
1.471	6,25%	1.647	6,80%	1.236	4,21%	1.285	5,84%	1.462	4,99%	1.401	4,78%	1.417	5,48%
578	3,63%	747	7,23%	420	4,76%	447	3,80%	495	5,25%	526	3,99%	536	4,78%



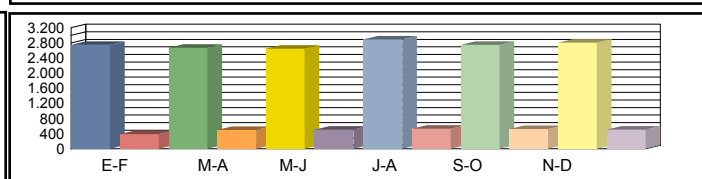
Media 00h-24h  
 Sábados 06h-22h  
 08h-14h

1.863	9,45%	2.062	6,79%	2.265	5,65%	2.637	7,55%	2.114	6,39%	2.424	6,77%	2.228	7,10%
1.612	8,50%	1.783	6,95%	1.690	6,51%	2.207	8,25%	1.811	5,41%	2.110	5,83%	1.869	6,91%
710	9,30%	891	6,29%	643	8,71%	984	9,04%	780	6,67%	768	6,77%	796	7,80%



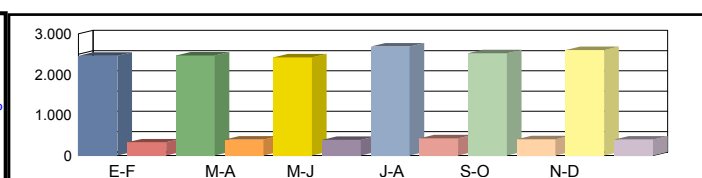
Media 00h-24h  
 Laborales 06h-22h  
 08h-14h

2.743	12,47%	2.671	15,76%	2.643	16,12%	2.889	15,65%	2.746	16,02%	2.804	15,34%	2.749	15,23%
2.570	11,75%	2.525	15,88%	2.488	16,08%	2.647	16,24%	2.580	16,05%	2.652	15,16%	2.577	15,19%
1.172	12,97%	1.068	18,35%	1.009	17,84%	1.188	17,17%	1.099	18,20%	1.188	16,50%	1.121	16,84%



Media 00h-24h  
 Diaria 06h-22h  
 08h-14h

2.461	11,62%	2.468	13,74%	2.420	13,72%	2.683	13,60%	2.522	13,72%	2.596	13,14%	<b>2.525</b>	13,26%
2.277	10,94%	2.293	13,96%	2.195	14,08%	2.389	14,40%	2.310	13,85%	2.396	13,11%	<b>2.310</b>	13,39%
1.021	11,85%	997	15,65%	873	16,04%	1.053	15,29%	967	15,93%	1.034	14,60%	<b>991</b>	14,89%



Coeficientes N  
 L  
 Coeficiente S

1,06732	1,05782	1,06230	1,09142	1,06434	1,05732	
1,00219	1,02920	1,04011	0,95154	1,00109	0,98039	
						0,91841

Los datos en color negro corresponden al total de vehículos y los datos en color azul corresponden a vehículos pesados (en %)



Castilla-La Mancha

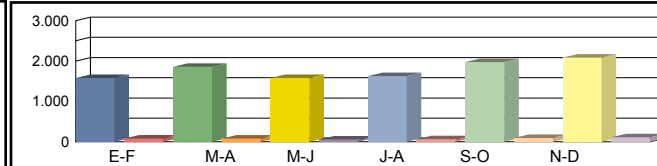
Consejería de Fomento

**Estación:** CR-169  
**Carretera:** CM-420 p.k. 38,21 **Provincia:** CIUDAD REAL  
**Ubicación:** Enlace A-4 - Herencia  
**Año:** 2024  
**Tipo:** PERMANENTE

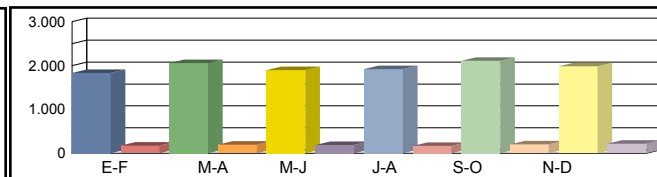
Dirección General de Carreteras

Ene-Feb	Mar-Abr	May-Jun	Jul-Ago	Sep-Oct	Nov-Dic	IMD
---------	---------	---------	---------	---------	---------	-----

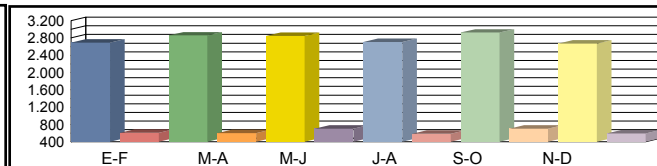
Media Domingos	00h-24h	1.578 <b>4,82%</b>	1.860 <b>4,09%</b>	1.583 <b>3,73%</b>	1.629 <b>3,87%</b>	1.974 <b>4,86%</b>	2.085 <b>5,08%</b>	1.785 <b>4,41%</b>
	06h-22h	1.422 <b>4,64%</b>	1.702 <b>3,94%</b>	1.387 <b>3,53%</b>	1.298 <b>3,93%</b>	1.762 <b>4,43%</b>	1.942 <b>4,58%</b>	1.586 <b>4,17%</b>
	08h-14h	503 <b>5,37%</b>	606 <b>3,80%</b>	520 <b>3,85%</b>	474 <b>3,38%</b>	473 <b>5,07%</b>	573 <b>5,58%</b>	525 <b>4,51%</b>



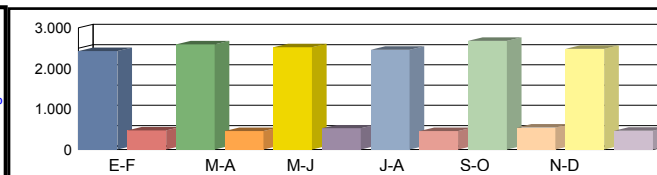
Media Sábados	00h-24h	1.828 <b>8,64%</b>	2.057 <b>8,75%</b>	1.898 <b>8,96%</b>	1.918 <b>8,03%</b>	2.110 <b>8,72%</b>	1.986 <b>9,77%</b>	1.966 <b>8,81%</b>
	06h-22h	1.642 <b>8,22%</b>	1.863 <b>8,16%</b>	1.694 <b>8,32%</b>	1.660 <b>7,77%</b>	1.865 <b>8,36%</b>	1.793 <b>9,48%</b>	1.753 <b>8,39%</b>
	08h-14h	713 <b>9,96%</b>	871 <b>9,07%</b>	835 <b>8,98%</b>	779 <b>8,22%</b>	836 <b>8,61%</b>	802 <b>10,22%</b>	806 <b>9,18%</b>



Media Laborales	00h-24h	2.694 <b>18,37%</b>	2.858 <b>17,32%</b>	2.846 <b>19,82%</b>	2.709 <b>17,83%</b>	2.924 <b>19,36%</b>	2.668 <b>18,22%</b>	2.783 <b>18,49%</b>
	06h-22h	2.551 <b>18,31%</b>	2.656 <b>16,98%</b>	2.637 <b>19,91%</b>	2.479 <b>18,15%</b>	2.738 <b>19,39%</b>	2.504 <b>18,17%</b>	2.594 <b>18,49%</b>
	08h-14h	1.068 <b>22,28%</b>	1.117 <b>20,32%</b>	1.099 <b>23,75%</b>	1.053 <b>21,75%</b>	1.151 <b>22,68%</b>	1.054 <b>21,35%</b>	1.090 <b>22,02%</b>



Media Diaria	00h-24h	2.425 <b>16,16%</b>	2.593 <b>14,92%</b>	2.519 <b>17,11%</b>	2.455 <b>15,52%</b>	2.677 <b>16,70%</b>	2.482 <b>15,59%</b>	<b>2.525 16,00%</b>
	06h-22h	2.275 <b>16,18%</b>	2.398 <b>14,60%</b>	2.313 <b>17,21%</b>	2.208 <b>15,94%</b>	2.480 <b>16,73%</b>	2.316 <b>15,50%</b>	<b>2.332 16,03%</b>
	08h-14h	943 <b>19,83%</b>	1.005 <b>17,41%</b>	975 <b>20,31%</b>	939 <b>18,96%</b>	1.010 <b>19,90%</b>	945 <b>18,52%</b>	<b>970 19,15%</b>



Coeficientes	N	1,05606	1,07605	1,07926	1,09278	1,06793	1,06550	
	L	1,03304	0,97376	0,97786	1,02732	0,95178	1,04310	
Coeficiente	S							0,90683

Los datos en color negro corresponden al total de vehículos y los datos en color azul corresponden a vehículos pesados (en %)





**Castilla-La Mancha**

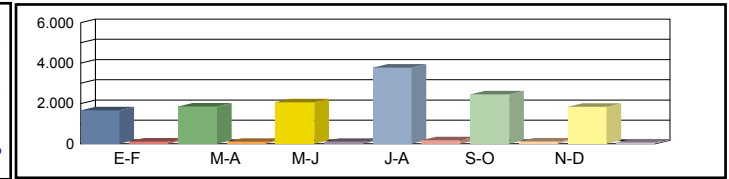
Consejería de Fomento

**Estación:** CR-17c  
**Carretera:** CM-3127 p.k. 2,99 **Provincia:** CIUDAD REAL  
**Ubicación:** La Solana - Villanueva de los Infantes  
**Año:** 2024  
**Tipo:** PRIMARIA

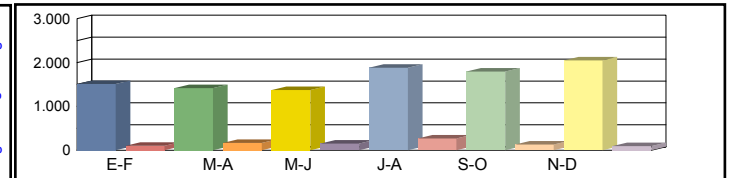
**Dirección General de Carreteras**

Ene-Feb	Mar-Abr	May-Jun	Jul-Ago	Sep-Oct	Nov-Dic	IMD
---------	---------	---------	---------	---------	---------	-----

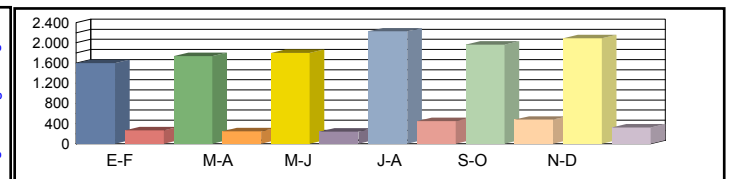
Media Domingos	00h-24h	1.659 <b>6,57%</b>	1.846 <b>5,31%</b>	2.055 <b>4,48%</b>	3.773 <b>4,45%</b>	2.455 <b>4,60%</b>	1.838 <b>3,54%</b>	2.271 <b>4,82%</b>
	06h-22h	1.516 <b>5,41%</b>	1.696 <b>4,42%</b>	1.894 <b>3,85%</b>	3.569 <b>4,26%</b>	2.349 <b>4,00%</b>	1.726 <b>3,30%</b>	2.125 <b>4,21%</b>
	08h-14h	355 <b>9,30%</b>	587 <b>3,92%</b>	656 <b>3,35%</b>	652 <b>12,12%</b>	505 <b>5,54%</b>	672 <b>2,23%</b>	571 <b>6,08%</b>



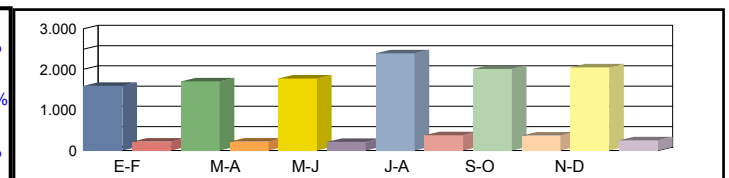
Media Sábados	00h-24h	1.513 <b>6,15%</b>	1.417 <b>10,52%</b>	1.374 <b>10,12%</b>	1.880 <b>12,61%</b>	1.797 <b>6,90%</b>	2.052 <b>4,29%</b>	1.672 <b>8,43%</b>
	06h-22h	1.425 <b>5,26%</b>	1.290 <b>8,91%</b>	1.227 <b>8,72%</b>	1.623 <b>13,19%</b>	1.699 <b>6,53%</b>	1.912 <b>4,13%</b>	1.529 <b>7,79%</b>
	08h-14h	897 <b>3,57%</b>	497 <b>8,45%</b>	514 <b>7,20%</b>	811 <b>12,08%</b>	905 <b>3,43%</b>	1.057 <b>2,74%</b>	780 <b>6,24%</b>



Media Laborales	00h-24h	1.600 <b>14,19%</b>	1.736 <b>12,44%</b>	1.799 <b>11,84%</b>	2.227 <b>16,88%</b>	1.965 <b>19,59%</b>	2.094 <b>13,47%</b>	1.904 <b>14,74%</b>
	06h-22h	1.467 <b>13,57%</b>	1.604 <b>11,60%</b>	1.671 <b>10,89%</b>	2.042 <b>17,48%</b>	1.877 <b>19,61%</b>	1.942 <b>12,77%</b>	1.767 <b>14,32%</b>
	08h-14h	631 <b>15,85%</b>	632 <b>13,45%</b>	668 <b>11,98%</b>	863 <b>17,38%</b>	693 <b>26,55%</b>	749 <b>13,75%</b>	706 <b>16,49%</b>



Media Diaria	00h-24h	1.596 <b>11,97%</b>	1.706 <b>11,14%</b>	1.775 <b>10,42%</b>	2.398 <b>13,59%</b>	2.011 <b>15,37%</b>	2.051 <b>10,87%</b>	<b>1.923</b> <b>12,23%</b>
	06h-22h	1.467 <b>11,18%</b>	1.573 <b>10,17%</b>	1.640 <b>9,51%</b>	2.200 <b>13,95%</b>	1.919 <b>15,22%</b>	1.906 <b>10,28%</b>	<b>1.784</b> <b>11,72%</b>
	08h-14h	630 <b>12,86%</b>	606 <b>11,55%</b>	644 <b>10,09%</b>	825 <b>16,00%</b>	696 <b>20,11%</b>	782 <b>10,23%</b>	<b>697</b> <b>13,47%</b>



Coeficientes	N	1,09066	1,08229	1,07660	1,09060	1,04688	1,07827	
	L	1,19000	1,09677	1,05837	0,85496	0,96896	0,90926	
Coeficiente	S							1,01013

Los datos en color negro corresponden al total de vehículos y los datos en color azul corresponden a vehículos pesados (en %)



**Castilla-La Mancha**

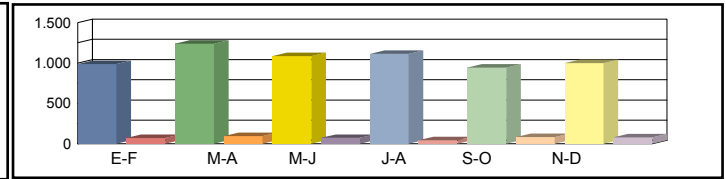
Consejería de Fomento

**Estación:** CR-18  
**Carretera:** CM-415 p.k. 35,90 **Provincia:** CIUDAD REAL  
**Ubicación:** Int. CR-4192 - Almadén  
**Año:** 2024  
**Tipo:** PRIMARIA

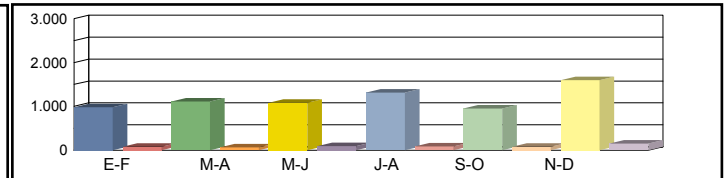
**Dirección General de Carreteras**

Ene-Feb	Mar-Abr	May-Jun	Jul-Ago	Sep-Oct	Nov-Dic	IMD
---------	---------	---------	---------	---------	---------	-----

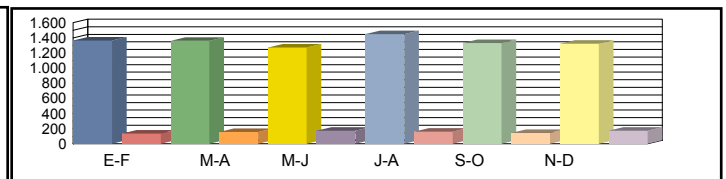
Media Domingos	00h-24h	989 <b>6,98%</b>	1.241 <b>7,33%</b>	1.087 <b>6,44%</b>	1.113 <b>3,95%</b>	944 <b>8,26%</b>	1.000 <b>7,50%</b>	1.062 <b>6,74%</b>
	06h-22h	882 <b>4,20%</b>	1.144 <b>6,47%</b>	1.043 <b>5,37%</b>	1.033 <b>3,39%</b>	851 <b>5,29%</b>	890 <b>6,85%</b>	974 <b>5,26%</b>
	08h-14h	348 <b>4,02%</b>	411 <b>2,43%</b>	325 <b>5,85%</b>	407 <b>3,44%</b>	281 <b>6,76%</b>	458 <b>6,77%</b>	372 <b>4,88%</b>



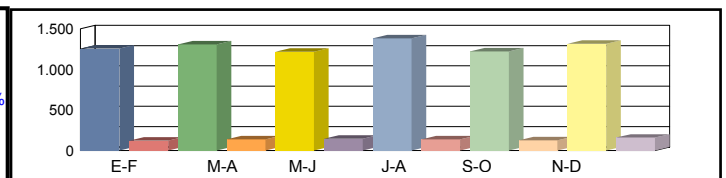
Media Sábados	00h-24h	979 <b>7,46%</b>	1.113 <b>5,57%</b>	1.080 <b>7,87%</b>	1.318 <b>6,37%</b>	953 <b>7,66%</b>	1.600 <b>8,56%</b>	1.174 <b>7,25%</b>
	06h-22h	861 <b>5,11%</b>	1.022 <b>4,50%</b>	1.036 <b>6,66%</b>	1.225 <b>5,14%</b>	846 <b>5,79%</b>	1.461 <b>8,49%</b>	1.075 <b>5,95%</b>
	08h-14h	386 <b>4,15%</b>	515 <b>3,50%</b>	435 <b>9,66%</b>	594 <b>5,89%</b>	413 <b>4,12%</b>	482 <b>12,03%</b>	471 <b>6,56%</b>



Media Laborales	00h-24h	1.365 <b>9,16%</b>	1.361 <b>10,29%</b>	1.271 <b>11,96%</b>	1.449 <b>10,08%</b>	1.330 <b>9,70%</b>	1.324 <b>11,71%</b>	1.350 <b>10,48%</b>
	06h-22h	1.269 <b>7,72%</b>	1.280 <b>9,45%</b>	1.205 <b>10,95%</b>	1.361 <b>9,48%</b>	1.237 <b>8,25%</b>	1.232 <b>11,12%</b>	1.264 <b>9,50%</b>
	08h-14h	582 <b>7,90%</b>	585 <b>11,28%</b>	554 <b>12,27%</b>	629 <b>9,06%</b>	613 <b>7,99%</b>	578 <b>10,90%</b>	590 <b>9,90%</b>



Media Diaria	00h-24h	1.257 <b>8,75%</b>	1.309 <b>9,32%</b>	1.216 <b>10,69%</b>	1.383 <b>8,89%</b>	1.222 <b>9,33%</b>	1.317 <b>10,71%</b>	<b>1.284</b> <b>9,62%</b>
	06h-22h	1.156 <b>7,09%</b>	1.224 <b>8,50%</b>	1.157 <b>9,68%</b>	1.295 <b>8,19%</b>	1.126 <b>7,64%</b>	1.217 <b>10,27%</b>	<b>1.196</b> <b>8,56%</b>
	08h-14h	521 <b>7,10%</b>	550 <b>9,27%</b>	504 <b>11,31%</b>	592 <b>8,11%</b>	537 <b>7,45%</b>	546 <b>10,44%</b>	<b>542</b> <b>8,95%</b>



Coeficientes	N	1,07565	1,06328	1,05477	1,06466	1,07518	1,07468	
	L	0,98901	0,99192	1,06216	0,93168	1,01504	1,01964	
Coeficiente	S							0,95090

Los datos en color negro corresponden al total de vehículos y los datos en color azul corresponden a vehículos pesados (en %)



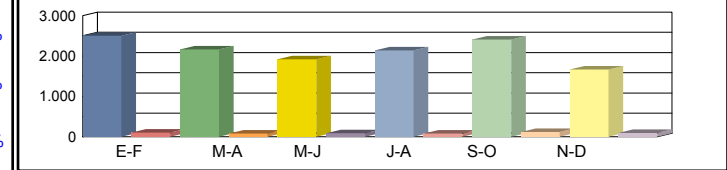
Castilla-La Mancha

Consejería de Fomento

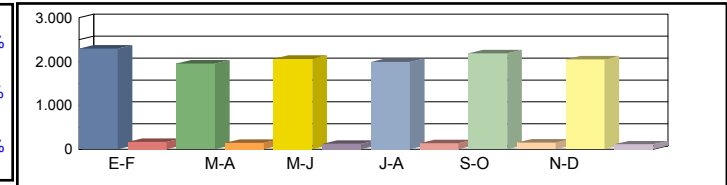
**Estación:** CR-19  
**Carretera:** CM-4110 p.k. 28,83 **Provincia:** CIUDAD REAL  
**Ubicación:** Abenójar - Cabezardos  
**Año:** 2024  
**Tipo:** PRIMARIA

Dirección General de Carreteras

	Ene-Feb	Mar-Abr	May-Jun	Jul-Ago	Sep-Oct	Nov-Dic	IMD
--	---------	---------	---------	---------	---------	---------	-----



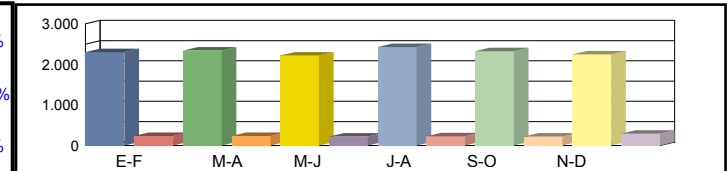
Media 00h-24h	2.502	4,08%	2.167	3,69%	1.918	4,59%	2.142	3,59%	2.407	4,82%	1.666	5,76%	2.134	4,42%
Domingos 06h-22h	2.353	3,65%	1.998	3,15%	1.812	3,75%	2.019	2,97%	2.244	4,14%	1.525	4,79%	1.992	3,74%
08h-14h	609	4,60%	497	3,02%	589	5,09%	692	2,75%	541	5,18%	759	3,69%	614	4,05%



Media 00h-24h	2.296	6,79%	1.957	6,80%	2.062	5,72%	1.991	6,43%	2.185	6,59%	2.052	5,21%	2.090	6,26%
Sábados 06h-22h	2.104	5,47%	1.738	6,67%	1.874	5,12%	1.811	6,13%	1.944	5,30%	1.921	4,95%	1.899	5,61%
08h-14h	819	6,84%	772	5,83%	807	5,82%	904	5,09%	724	6,22%	834	6,12%	810	5,98%



Media 00h-24h	2.262	10,74%	2.450	10,37%	2.310	10,04%	2.570	9,73%	2.331	9,74%	2.402	13,16%	2.388	10,63%
Laborales 06h-22h	2.129	10,24%	2.330	10,21%	2.191	9,68%	2.444	9,49%	2.202	9,36%	2.219	13,16%	2.252	10,36%
08h-14h	898	11,25%	1.142	9,98%	972	9,98%	1.138	8,79%	938	9,70%	1.002	13,47%	1.015	10,53%



Media 00h-24h	2.301	9,13%	2.339	9,06%	2.218	8,79%	2.426	8,57%	2.321	8,57%	2.247	11,35%	2.309	9,25%
Diaria 06h-22h	2.157	8,53%	2.199	8,91%	2.092	8,37%	2.293	8,29%	2.171	8,06%	2.077	11,17%	2.165	8,89%
08h-14h	846	9,93%	997	9,03%	893	8,96%	1.041	7,78%	850	8,82%	943	11,35%	928	9,31%

Coeficientes	N	1,06247	1,05150	1,05431	1,05155	1,05858	1,08247	
	L	1,05570	0,97469	1,03377	0,92918	1,02445	0,99417	
Coeficiente	S							0,96698

Los datos en color negro corresponden al total de vehículos y los datos en color azul corresponden a vehículos pesados (en %)



**Castilla-La Mancha**

Consejería de Fomento

**Estación:** CR-19a  
**Carretera:** CM-4110 p.k. 14,00 **Provincia:** CIUDAD REAL  
**Ubicación:** Saceruela - Abenójar  
**Año:** 2024  
**Tipo:** COBERTURA

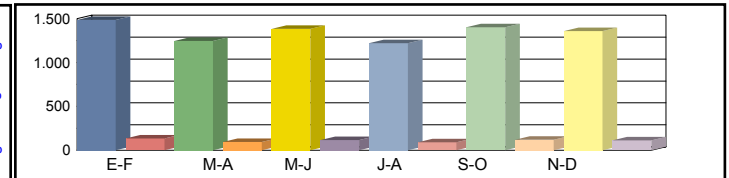
**Dirección General de Carreteras**

Ene-Feb	Mar-Abr	May-Jun	Jul-Ago	Sep-Oct	Nov-Dic	IMD
---------	---------	---------	---------	---------	---------	-----

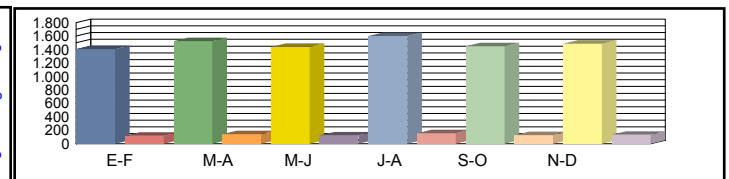
Media Domingos	00h-24h	1.618 <b>9,13%</b>	1.379 <b>7,78%</b>	1.287 <b>7,26%</b>	1.314 <b>7,42%</b>	1.543 <b>8,71%</b>	1.103 <b>6,23%</b>	1.374 <b>7,76%</b>
	06h-22h	1.550 <b>7,68%</b>	1.291 <b>6,39%</b>	1.231 <b>6,10%</b>	1.251 <b>6,20%</b>	1.469 <b>7,27%</b>	1.043 <b>5,17%</b>	1.306 <b>6,47%</b>
	08h-14h	433 <b>4,54%</b>	300 <b>3,15%</b>	397 <b>4,16%</b>	400 <b>4,20%</b>	383 <b>4,02%</b>	485 <b>5,08%</b>	400 <b>4,19%</b>



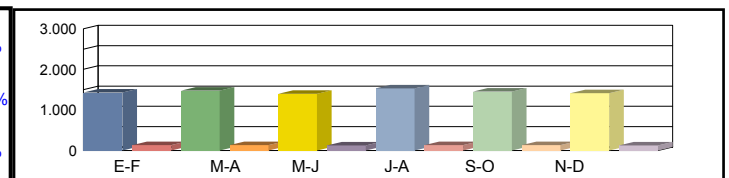
Media Sábados	00h-24h	1.485 <b>8,38%</b>	1.245 <b>7,03%</b>	1.383 <b>7,81%</b>	1.221 <b>6,89%</b>	1.401 <b>7,91%</b>	1.359 <b>7,67%</b>	1.349 <b>7,62%</b>
	06h-22h	1.386 <b>6,86%</b>	1.123 <b>5,56%</b>	1.273 <b>6,30%</b>	1.122 <b>5,56%</b>	1.272 <b>6,30%</b>	1.314 <b>6,51%</b>	1.248 <b>6,18%</b>
	08h-14h	583 <b>6,11%</b>	466 <b>4,89%</b>	544 <b>5,70%</b>	523 <b>5,48%</b>	513 <b>5,38%</b>	532 <b>5,58%</b>	527 <b>5,52%</b>



Media Laborales	00h-24h	1.409 <b>7,96%</b>	1.527 <b>8,62%</b>	1.439 <b>8,13%</b>	1.601 <b>9,04%</b>	1.452 <b>8,20%</b>	1.488 <b>8,40%</b>	1.486 <b>8,39%</b>
	06h-22h	1.343 <b>6,65%</b>	1.470 <b>7,28%</b>	1.383 <b>6,85%</b>	1.542 <b>7,64%</b>	1.389 <b>6,88%</b>	1.421 <b>7,04%</b>	1.425 <b>7,06%</b>
	08h-14h	533 <b>5,58%</b>	677 <b>7,10%</b>	576 <b>6,04%</b>	675 <b>7,08%</b>	556 <b>5,83%</b>	602 <b>6,31%</b>	603 <b>6,33%</b>



Media Diaria	00h-24h	1.426 <b>8,50%</b>	1.475 <b>8,12%</b>	1.397 <b>8,15%</b>	1.533 <b>8,04%</b>	1.448 <b>8,37%</b>	1.415 <b>7,99%</b>	<b>1.449</b> <b>8,20%</b>
	06h-22h	1.356 <b>7,10%</b>	1.407 <b>6,73%</b>	1.336 <b>6,80%</b>	1.469 <b>6,71%</b>	1.375 <b>6,97%</b>	1.352 <b>6,69%</b>	<b>1.382</b> <b>6,83%</b>
	08h-14h	509 <b>6,03%</b>	607 <b>5,66%</b>	540 <b>5,92%</b>	630 <b>5,89%</b>	515 <b>5,85%</b>	575 <b>6,03%</b>	<b>563</b> <b>5,90%</b>



Coeficientes	N							
	L							
Coeficiente	S							

Los datos en color negro corresponden al total de vehículos y los datos en color azul corresponden a vehículos pesados (en %)



Castilla-La Mancha

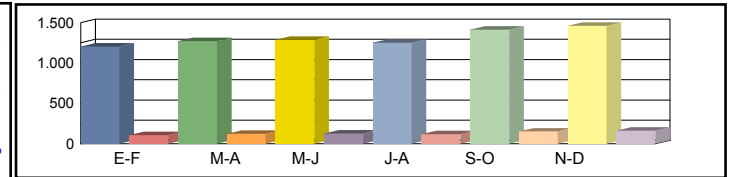
Consejería de Fomento

**Estación:** CR-201  
**Carretera:** CM-4124 p.k. 23,00 **Provincia:** CIUDAD REAL  
**Ubicación:** Int. CM-4117 - Manzanares  
**Año:** 2024  
**Tipo:** COBERTURA

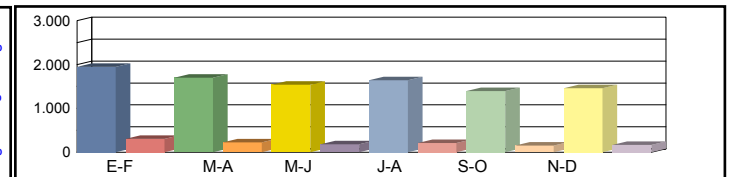
Dirección General de Carreteras

Ene-Feb	Mar-Abr	May-Jun	Jul-Ago	Sep-Oct	Nov-Dic	IMD
---------	---------	---------	---------	---------	---------	-----

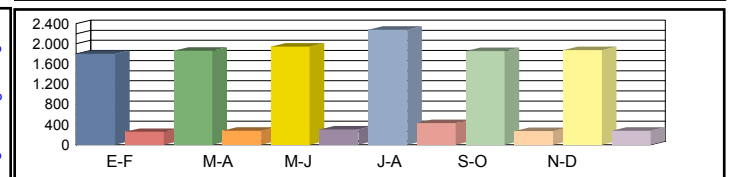
Media Domingos	00h-24h	1.203 <b>8,36%</b>	1.270 <b>8,82%</b>	1.287 <b>8,94%</b>	1.251 <b>8,69%</b>	1.412 <b>9,81%</b>	1.460 <b>10,14%</b>	1.314 <b>9,13%</b>
	06h-22h	1.042 <b>7,12%</b>	1.188 <b>8,11%</b>	1.157 <b>7,90%</b>	1.062 <b>7,25%</b>	1.335 <b>9,11%</b>	1.390 <b>9,49%</b>	1.196 <b>8,17%</b>
	08h-14h	256 <b>9,02%</b>	268 <b>9,46%</b>	277 <b>9,75%</b>	287 <b>10,11%</b>	314 <b>11,04%</b>	279 <b>9,84%</b>	280 <b>9,87%</b>



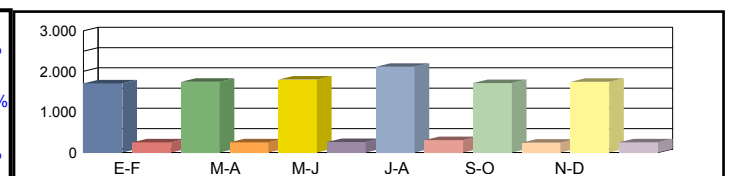
Media Sábados	00h-24h	1.944 <b>13,50%</b>	1.697 <b>11,78%</b>	1.540 <b>10,69%</b>	1.644 <b>11,42%</b>	1.396 <b>9,69%</b>	1.461 <b>10,15%</b>	1.614 <b>11,21%</b>
	06h-22h	1.834 <b>12,53%</b>	1.595 <b>10,89%</b>	1.442 <b>9,85%</b>	1.587 <b>10,84%</b>	1.276 <b>8,72%</b>	1.334 <b>9,11%</b>	1.511 <b>10,32%</b>
	08h-14h	513 <b>18,08%</b>	510 <b>17,97%</b>	409 <b>14,41%</b>	384 <b>13,52%</b>	345 <b>12,15%</b>	306 <b>10,77%</b>	411 <b>14,48%</b>



Media Laborales	00h-24h	1.803 <b>12,52%</b>	1.866 <b>12,96%</b>	1.946 <b>13,51%</b>	2.280 <b>15,83%</b>	1.857 <b>12,90%</b>	1.875 <b>13,02%</b>	1.938 <b>13,46%</b>
	06h-22h	1.713 <b>11,70%</b>	1.812 <b>12,37%</b>	1.859 <b>12,69%</b>	2.112 <b>14,42%</b>	1.777 <b>12,13%</b>	1.804 <b>12,32%</b>	1.846 <b>12,61%</b>
	08h-14h	466 <b>16,40%</b>	464 <b>16,34%</b>	497 <b>17,51%</b>	574 <b>20,22%</b>	446 <b>15,72%</b>	491 <b>17,31%</b>	490 <b>17,25%</b>



Media Diaria	00h-24h	1.704 <b>12,78%</b>	1.739 <b>12,60%</b>	1.794 <b>12,46%</b>	2.113 <b>12,53%</b>	1.709 <b>12,44%</b>	1.741 <b>12,55%</b>	<b>1.800</b> <b>12,56%</b>
	06h-22h	1.602 <b>11,87%</b>	1.682 <b>11,78%</b>	1.699 <b>11,60%</b>	1.938 <b>11,65%</b>	1.626 <b>11,61%</b>	1.666 <b>11,73%</b>	<b>1.702</b> <b>11,71%</b>
	08h-14h	436 <b>16,37%</b>	435 <b>16,42%</b>	453 <b>15,95%</b>	521 <b>15,88%</b>	403 <b>15,82%</b>	433 <b>15,45%</b>	<b>447</b> <b>15,98%</b>



Coeficientes	N							
	L							
Coeficiente	S							

Los datos en color negro corresponden al total de vehículos y los datos en color azul corresponden a vehículos pesados (en %)



Castilla-La Mancha

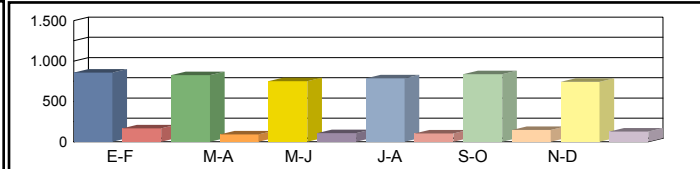
Consejería de Fomento

**Estación:** CR-201a  
**Carretera:** CM-4117 p.k. 11,00 **Provincia:** CIUDAD REAL  
**Ubicación:** Daimiel - Int. CM-4124  
**Año:** 2024  
**Tipo:** PRIMARIA

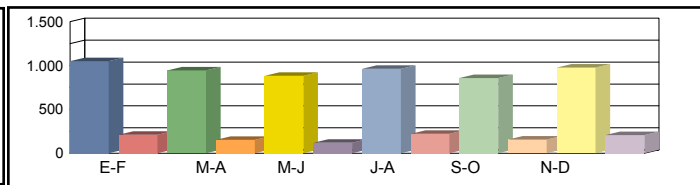
Dirección General de Carreteras

Ene-Feb	Mar-Abr	May-Jun	Jul-Ago	Sep-Oct	Nov-Dic	IMD
---------	---------	---------	---------	---------	---------	-----

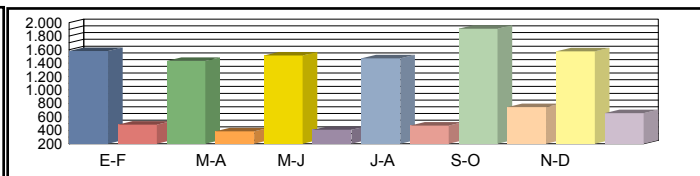
Media Domingos	00h-24h	857 <b>16,45%</b>	825 <b>10,18%</b>	751 <b>12,78%</b>	788 <b>11,80%</b>	836 <b>15,07%</b>	742 <b>14,56%</b>	800 <b>13,47%</b>
	06h-22h	685 <b>17,66%</b>	748 <b>10,03%</b>	675 <b>13,04%</b>	656 <b>11,59%</b>	747 <b>12,99%</b>	645 <b>13,95%</b>	693 <b>13,21%</b>
	08h-14h	266 <b>22,56%</b>	361 <b>10,53%</b>	292 <b>17,81%</b>	188 <b>14,89%</b>	218 <b>21,10%</b>	273 <b>13,19%</b>	266 <b>16,68%</b>



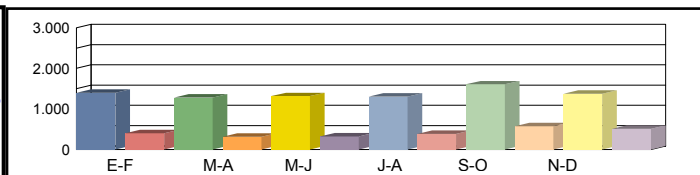
Media Sábados	00h-24h	1.051 <b>16,75%</b>	944 <b>13,98%</b>	883 <b>11,89%</b>	964 <b>18,67%</b>	856 <b>15,54%</b>	977 <b>17,50%</b>	946 <b>15,72%</b>
	06h-22h	914 <b>16,96%</b>	844 <b>14,22%</b>	794 <b>11,84%</b>	849 <b>18,96%</b>	778 <b>14,01%</b>	889 <b>17,55%</b>	845 <b>15,59%</b>
	08h-14h	410 <b>18,78%</b>	397 <b>15,62%</b>	373 <b>16,35%</b>	304 <b>21,71%</b>	350 <b>15,14%</b>	421 <b>18,29%</b>	376 <b>17,65%</b>



Media Laborales	00h-24h	1.578 <b>23,51%</b>	1.433 <b>21,28%</b>	1.513 <b>21,22%</b>	1.469 <b>24,30%</b>	1.910 <b>28,12%</b>	1.574 <b>29,42%</b>	1.580 <b>24,64%</b>
	06h-22h	1.479 <b>23,66%</b>	1.348 <b>21,07%</b>	1.432 <b>21,16%</b>	1.365 <b>24,69%</b>	1.827 <b>28,24%</b>	1.469 <b>29,75%</b>	1.487 <b>24,76%</b>
	08h-14h	591 <b>26,73%</b>	539 <b>25,60%</b>	590 <b>25,25%</b>	530 <b>29,81%</b>	763 <b>31,72%</b>	568 <b>33,27%</b>	597 <b>28,73%</b>



Media Diaria	00h-24h	1.399 <b>22,16%</b>	1.277 <b>19,50%</b>	1.314 <b>19,63%</b>	1.300 <b>22,62%</b>	1.605 <b>26,17%</b>	1.370 <b>27,08%</b>	<b>1.378</b> <b>22,86%</b>
	06h-22h	1.284 <b>22,51%</b>	1.191 <b>19,40%</b>	1.233 <b>19,63%</b>	1.189 <b>23,04%</b>	1.523 <b>26,13%</b>	1.268 <b>27,37%</b>	<b>1.281</b> <b>23,01%</b>
	08h-14h	518 <b>25,48%</b>	493 <b>22,92%</b>	517 <b>23,79%</b>	450 <b>28,22%</b>	626 <b>29,87%</b>	505 <b>29,90%</b>	<b>518</b> <b>26,70%</b>



Coeficientes	N	1,06694	1,06306	1,05656	1,07619	1,04543	1,07148	
	L	1,00127	1,10258	1,04428	1,07556	0,82723	1,00381	
Coeficiente	S							0,87215

Los datos en color negro corresponden al total de vehículos y los datos en color azul corresponden a vehículos pesados (en %)



Castilla-La Mancha

Consejería de Fomento

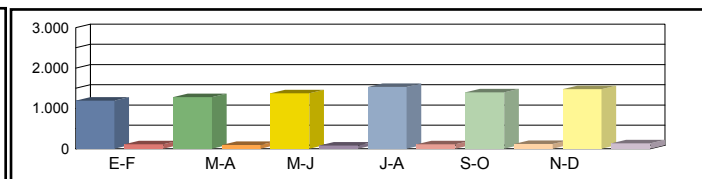
**Estación:** CR-201b  
**Carretera:** CM-4124 p.k. 11,10 **Provincia:** CIUDAD REAL  
**Ubicación:** Bolaños de Cva. - Int. CM-4117  
**Año:** 2024  
**Tipo:** PRIMARIA

Dirección General de Carreteras

	Ene-Feb	Mar-Abr	May-Jun	Jul-Ago	Sep-Oct	Nov-Dic	IMD
--	---------	---------	---------	---------	---------	---------	-----

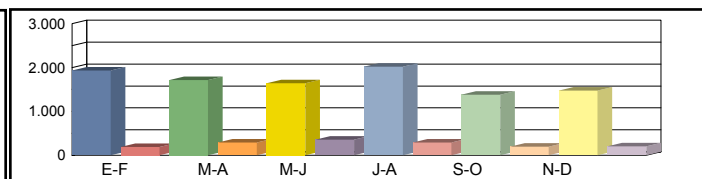
Media 00h-24h  
 Domingos 06h-22h  
 08h-14h

1.196 <b>8,78%</b>	1.283 <b>6,94%</b>	1.374 <b>5,82%</b>	1.535 <b>6,84%</b>	1.399 <b>7,93%</b>	1.476 <b>8,54%</b>	1.377 <b>7,47%</b>
1.006 <b>7,55%</b>	1.203 <b>5,74%</b>	1.230 <b>5,28%</b>	1.237 <b>6,79%</b>	1.303 <b>7,29%</b>	1.393 <b>8,11%</b>	1.229 <b>6,79%</b>
391 <b>8,18%</b>	410 <b>7,32%</b>	475 <b>3,16%</b>	522 <b>6,51%</b>	441 <b>8,39%</b>	422 <b>9,24%</b>	444 <b>7,13%</b>



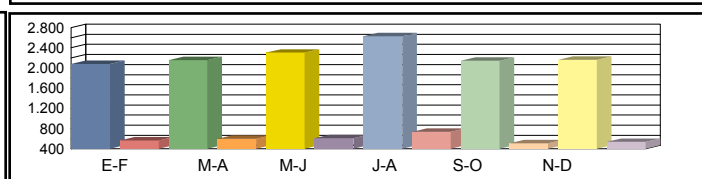
Media 00h-24h  
 Sábados 06h-22h  
 08h-14h

1.932 <b>8,90%</b>	1.714 <b>14,41%</b>	1.644 <b>17,88%</b>	2.017 <b>12,64%</b>	1.383 <b>12,44%</b>	1.477 <b>11,98%</b>	1.694 <b>13,04%</b>
1.770 <b>7,23%</b>	1.615 <b>13,93%</b>	1.534 <b>18,25%</b>	1.848 <b>13,15%</b>	1.246 <b>12,20%</b>	1.337 <b>11,89%</b>	1.558 <b>12,78%</b>
784 <b>10,08%</b>	779 <b>15,02%</b>	702 <b>17,52%</b>	698 <b>11,75%</b>	485 <b>8,87%</b>	462 <b>11,04%</b>	652 <b>12,38%</b>



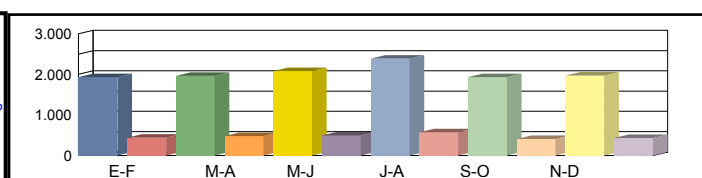
Media 00h-24h  
 Laborales 06h-22h  
 08h-14h

2.081 <b>21,38%</b>	2.154 <b>21,77%</b>	2.305 <b>20,91%</b>	2.631 <b>21,85%</b>	2.143 <b>19,23%</b>	2.164 <b>19,92%</b>	2.246 <b>20,84%</b>
1.958 <b>21,55%</b>	2.071 <b>21,58%</b>	2.214 <b>20,69%</b>	2.414 <b>22,45%</b>	2.031 <b>18,86%</b>	2.062 <b>19,69%</b>	2.125 <b>20,80%</b>
828 <b>24,52%</b>	825 <b>23,27%</b>	959 <b>22,42%</b>	1.021 <b>23,11%</b>	794 <b>20,40%</b>	874 <b>19,57%</b>	884 <b>22,22%</b>



Media 00h-24h  
 Diaria 06h-22h  
 08h-14h

1.934 <b>18,51%</b>	1.966 <b>19,48%</b>	2.078 <b>19,15%</b>	2.387 <b>19,35%</b>	1.928 <b>17,32%</b>	1.967 <b>17,84%</b>	<b>2.043 18,61%</b>
1.794 <b>18,39%</b>	1.882 <b>19,18%</b>	1.977 <b>19,07%</b>	2.165 <b>20,05%</b>	1.815 <b>17,02%</b>	1.863 <b>17,66%</b>	<b>1.916 18,56%</b>
759 <b>21,21%</b>	759 <b>20,82%</b>	853 <b>20,28%</b>	904 <b>20,46%</b>	699 <b>18,17%</b>	751 <b>17,98%</b>	<b>788 19,82%</b>



Coeficientes N  
 L  
 Coeficiente S

1,06282	1,04008	1,04110	1,08989	1,05515	1,04947	
1,07929	1,04271	0,97440	0,85367	1,04806	1,03789	
						0,90962

Los datos en color negro corresponden al total de vehículos y los datos en color azul corresponden a vehículos pesados (en %)



Castilla-La Mancha

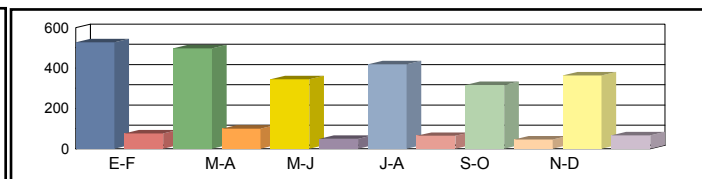
Consejería de Fomento

**Estación:** CR-202  
**Carretera:** CM-3200 p.k. 5,34 **Provincia:** CIUDAD REAL  
**Ubicación:** Almuradiel - Castellar de Santiago  
**Año:** 2024  
**Tipo:** PRIMARIA

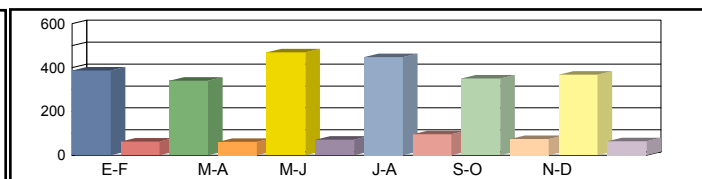
Dirección General de Carreteras

	Ene-Feb	Mar-Abr	May-Jun	Jul-Ago	Sep-Oct	Nov-Dic	IMD
--	---------	---------	---------	---------	---------	---------	-----

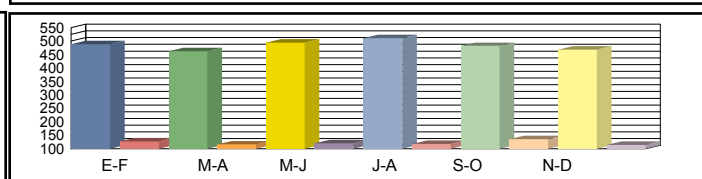
Media Domingos	00h-24h	528 <b>12,69%</b>	498 <b>16,67%</b>	344 <b>12,50%</b>	419 <b>13,37%</b>	316 <b>12,66%</b>	363 <b>15,70%</b>	411 <b>13,93%</b>
	06h-22h	494 <b>12,75%</b>	444 <b>14,86%</b>	308 <b>11,04%</b>	387 <b>11,11%</b>	278 <b>11,15%</b>	328 <b>13,72%</b>	373 <b>12,44%</b>
	08h-14h	159 <b>13,84%</b>	194 <b>24,74%</b>	95 <b>18,95%</b>	140 <b>16,43%</b>	108 <b>8,33%</b>	126 <b>13,49%</b>	137 <b>15,96%</b>



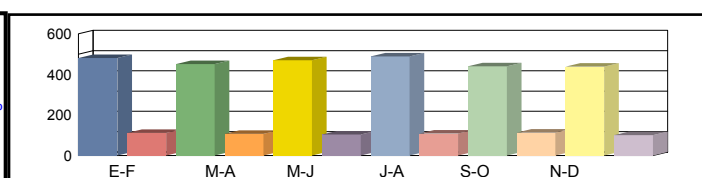
Media Sábados	00h-24h	387 <b>13,95%</b>	340 <b>15,29%</b>	469 <b>13,22%</b>	447 <b>17,67%</b>	350 <b>17,43%</b>	368 <b>14,67%</b>	394 <b>15,37%</b>
	06h-22h	351 <b>13,96%</b>	295 <b>12,88%</b>	425 <b>12,71%</b>	398 <b>17,59%</b>	317 <b>16,40%</b>	335 <b>13,73%</b>	354 <b>14,55%</b>
	08h-14h	125 <b>16,00%</b>	104 <b>8,65%</b>	169 <b>14,20%</b>	155 <b>23,87%</b>	110 <b>17,27%</b>	122 <b>19,67%</b>	131 <b>16,61%</b>



Media Laborales	00h-24h	489 <b>20,65%</b>	462 <b>20,13%</b>	494 <b>19,64%</b>	511 <b>18,79%</b>	482 <b>21,99%</b>	468 <b>19,66%</b>	484 <b>20,14%</b>
	06h-22h	449 <b>20,27%</b>	422 <b>19,19%</b>	449 <b>17,82%</b>	469 <b>17,06%</b>	445 <b>21,35%</b>	437 <b>19,68%</b>	445 <b>19,23%</b>
	08h-14h	204 <b>21,57%</b>	177 <b>19,21%</b>	178 <b>17,42%</b>	199 <b>16,08%</b>	187 <b>22,46%</b>	187 <b>20,32%</b>	189 <b>19,51%</b>



Media Diaria	00h-24h	481 <b>18,71%</b>	450 <b>19,11%</b>	470 <b>18,09%</b>	489 <b>18,00%</b>	439 <b>20,50%</b>	438 <b>18,49%</b>	<b>461</b> <b>18,82%</b>
	06h-22h	441 <b>18,37%</b>	408 <b>17,89%</b>	425 <b>16,47%</b>	448 <b>16,52%</b>	403 <b>19,85%</b>	407 <b>18,18%</b>	<b>422</b> <b>17,88%</b>
	08h-14h	186 <b>19,89%</b>	170 <b>19,41%</b>	165 <b>16,97%</b>	184 <b>16,85%</b>	165 <b>20,61%</b>	169 <b>19,53%</b>	<b>173</b> <b>18,88%</b>



Coeficientes	N	1,08909	1,09479	1,10022	1,08955	1,08315	1,07094	
	L	0,98978	1,04762	0,97976	0,94716	1,00415	1,03419	
Coeficiente	S							0,95189

Los datos en color negro corresponden al total de vehículos y los datos en color azul corresponden a vehículos pesados (en %)





Castilla-La Mancha

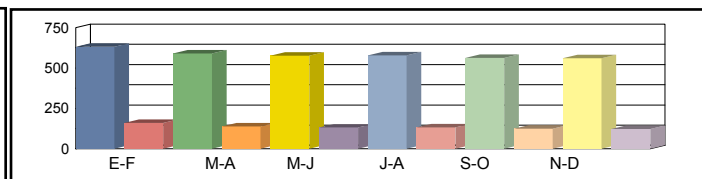
Consejería de Fomento

**Estación:** CR-206  
**Carretera:** CM-3202 p.k. 26,00 **Provincia:** CIUDAD REAL  
**Ubicación:** Terrinches - Villanueva de la Fuente  
**Año:** 2024  
**Tipo:** COBERTURA

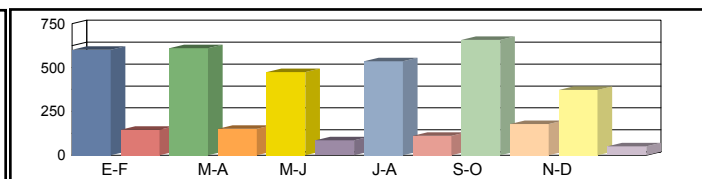
Dirección General de Carreteras

	Ene-Feb	Mar-Abr	May-Jun	Jul-Ago	Sep-Oct	Nov-Dic	IMD
--	---------	---------	---------	---------	---------	---------	-----

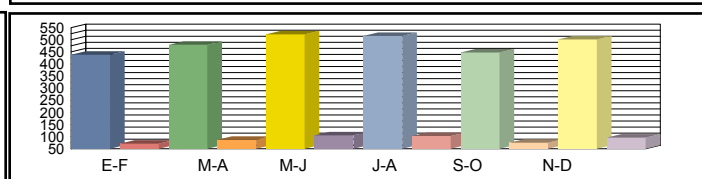
Media Domingos	00h-24h	631 <b>20,37%</b>	590 <b>19,03%</b>	577 <b>18,61%</b>	579 <b>18,70%</b>	562 <b>18,12%</b>	561 <b>18,09%</b>	583 <b>18,82%</b>
	06h-22h	555 <b>19,99%</b>	509 <b>18,34%</b>	481 <b>17,31%</b>	486 <b>17,50%</b>	504 <b>18,16%</b>	472 <b>17,01%</b>	501 <b>18,05%</b>
	08h-14h	114 <b>6,27%</b>	230 <b>12,68%</b>	199 <b>10,99%</b>	227 <b>12,52%</b>	110 <b>6,06%</b>	162 <b>8,91%</b>	174 <b>9,57%</b>



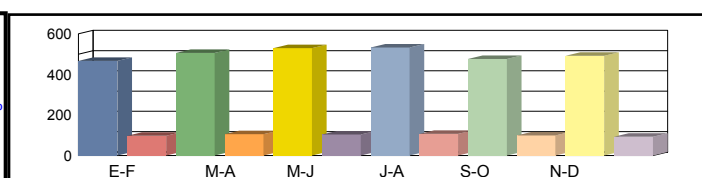
Media Sábados	00h-24h	602 <b>19,44%</b>	611 <b>19,72%</b>	474 <b>15,30%</b>	535 <b>17,25%</b>	658 <b>21,24%</b>	372 <b>12,01%</b>	542 <b>17,49%</b>
	06h-22h	545 <b>19,64%</b>	518 <b>18,67%</b>	410 <b>14,76%</b>	465 <b>16,74%</b>	594 <b>21,42%</b>	319 <b>11,50%</b>	475 <b>17,12%</b>
	08h-14h	310 <b>17,07%</b>	236 <b>13,03%</b>	211 <b>11,63%</b>	254 <b>14,02%</b>	344 <b>18,96%</b>	201 <b>11,07%</b>	259 <b>14,30%</b>



Media Laborales	00h-24h	438 <b>14,13%</b>	479 <b>15,45%</b>	523 <b>16,89%</b>	516 <b>16,65%</b>	448 <b>14,46%</b>	501 <b>16,17%</b>	484 <b>15,62%</b>
	06h-22h	343 <b>12,34%</b>	420 <b>15,13%</b>	472 <b>16,99%</b>	448 <b>16,16%</b>	351 <b>12,66%</b>	428 <b>15,42%</b>	410 <b>14,78%</b>
	08h-14h	179 <b>9,87%</b>	235 <b>12,93%</b>	228 <b>12,59%</b>	206 <b>11,34%</b>	182 <b>10,04%</b>	213 <b>11,74%</b>	207 <b>11,42%</b>



Media Diaria	00h-24h	467 <b>17,24%</b>	506 <b>17,08%</b>	530 <b>16,39%</b>	532 <b>16,68%</b>	476 <b>17,17%</b>	491 <b>15,85%</b>	500 <b>16,74%</b>
	06h-22h	371 <b>16,68%</b>	444 <b>16,30%</b>	477 <b>15,60%</b>	462 <b>15,91%</b>	379 <b>16,67%</b>	419 <b>15,09%</b>	425 <b>16,04%</b>
	08h-14h	179 <b>11,72%</b>	241 <b>12,06%</b>	226 <b>11,62%</b>	214 <b>12,17%</b>	185 <b>11,96%</b>	204 <b>11,24%</b>	208 <b>11,79%</b>



Coeficientes	N						
	L						
Coeficiente	S						

Los datos en color negro corresponden al total de vehículos y los datos en color azul corresponden a vehículos pesados (en %)



Castilla-La Mancha

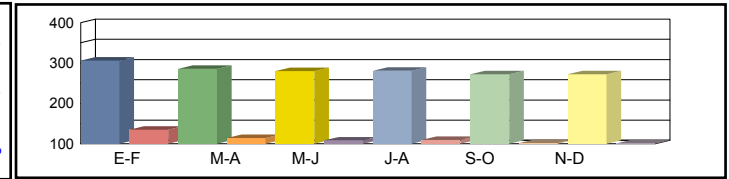
Consejería de Fomento

**Estación:** CR-206a  
**Carretera:** CM-3127 p.k. 59,50 **Provincia:** CIUDAD REAL  
**Ubicación:** Albadalejo - Límite Provincia con Jaén  
**Año:** 2024  
**Tipo:** COBERTURA

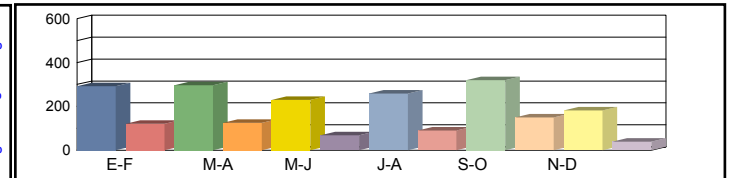
Dirección General de Carreteras

	Ene-Feb	Mar-Abr	May-Jun	Jul-Ago	Sep-Oct	Nov-Dic	IMD
--	---------	---------	---------	---------	---------	---------	-----

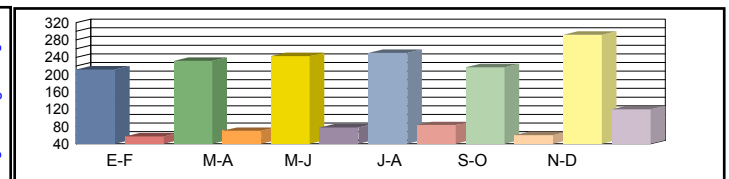
Media Domingos	00h-24h	306 <b>30,60%</b>	286 <b>28,57%</b>	280 <b>27,95%</b>	281 <b>28,08%</b>	272 <b>27,22%</b>	272 <b>27,17%</b>	283 <b>28,26%</b>
	06h-22h	236 <b>28,50%</b>	216 <b>26,13%</b>	204 <b>24,67%</b>	207 <b>24,94%</b>	214 <b>25,88%</b>	201 <b>24,24%</b>	213 <b>25,73%</b>
	08h-14h	38 <b>14,30%</b>	77 <b>28,92%</b>	66 <b>25,06%</b>	76 <b>28,54%</b>	37 <b>13,82%</b>	54 <b>20,31%</b>	58 <b>21,82%</b>



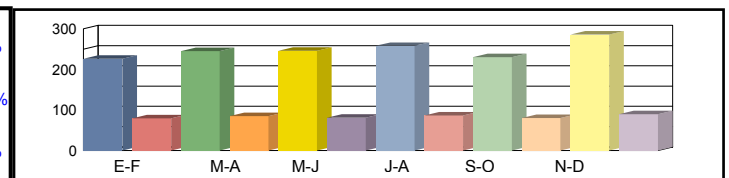
Media Sábados	00h-24h	292 <b>29,19%</b>	296 <b>29,61%</b>	230 <b>22,97%</b>	259 <b>25,91%</b>	319 <b>31,90%</b>	181 <b>18,04%</b>	263 <b>26,27%</b>
	06h-22h	232 <b>27,99%</b>	220 <b>26,60%</b>	174 <b>21,04%</b>	198 <b>23,86%</b>	253 <b>30,52%</b>	136 <b>16,39%</b>	202 <b>24,40%</b>
	08h-14h	103 <b>38,91%</b>	79 <b>29,71%</b>	70 <b>26,52%</b>	85 <b>31,96%</b>	115 <b>43,23%</b>	67 <b>25,23%</b>	86 <b>32,59%</b>



Media Laborales	00h-24h	212 <b>21,22%</b>	232 <b>23,20%</b>	243 <b>24,28%</b>	250 <b>25,00%</b>	217 <b>21,72%</b>	292 <b>29,14%</b>	241 <b>24,09%</b>
	06h-22h	146 <b>17,59%</b>	179 <b>21,57%</b>	182 <b>21,98%</b>	191 <b>23,03%</b>	149 <b>18,05%</b>	227 <b>27,37%</b>	179 <b>21,60%</b>
	08h-14h	60 <b>22,49%</b>	78 <b>29,48%</b>	71 <b>26,76%</b>	69 <b>25,86%</b>	61 <b>22,88%</b>	83 <b>31,29%</b>	70 <b>26,46%</b>



Media Diaria	00h-24h	226 <b>25,88%</b>	245 <b>25,65%</b>	246 <b>24,62%</b>	258 <b>25,05%</b>	230 <b>25,79%</b>	286 <b>23,80%</b>	<b>248</b> <b>25,13%</b>
	06h-22h	158 <b>23,77%</b>	189 <b>23,23%</b>	184 <b>22,23%</b>	197 <b>22,67%</b>	161 <b>23,76%</b>	222 <b>21,50%</b>	<b>185</b> <b>22,86%</b>
	08h-14h	60 <b>26,72%</b>	80 <b>27,49%</b>	70 <b>26,48%</b>	72 <b>27,76%</b>	62 <b>27,26%</b>	79 <b>25,62%</b>	<b>70</b> <b>26,89%</b>



Coeficientes	N							
	L							
Coeficiente	S							

Los datos en color negro corresponden al total de vehículos y los datos en color azul corresponden a vehículos pesados (en %)



Castilla-La Mancha

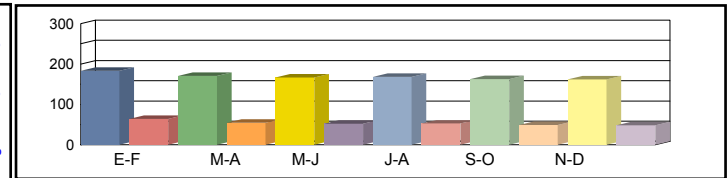
Consejería de Fomento

**Estación:** CR-208  
**Carretera:** CM-3129 p.k. 53,00 **Provincia:** CIUDAD REAL  
**Ubicación:** Villamanrique - Límite Provincia con Jaén  
**Año:** 2024  
**Tipo:** COBERTURA

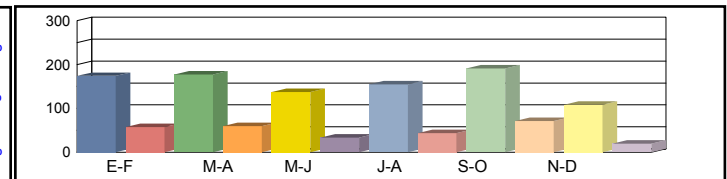
Dirección General de Carreteras

	Ene-Feb	Mar-Abr	May-Jun	Jul-Ago	Sep-Oct	Nov-Dic	IMD
--	---------	---------	---------	---------	---------	---------	-----

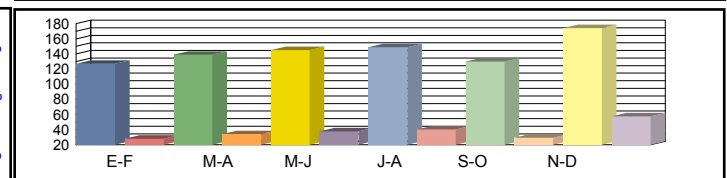
Media Domingos	00h-24h	183 26,07%	171 24,35%	167 23,82%	168 23,92%	163 23,19%	162 23,15%	169 24,08%
	06h-22h	128 26,19%	118 24,02%	111 22,68%	112 22,93%	117 23,79%	109 22,28%	116 23,65%
	08h-14h	25 8,13%	50 16,44%	43 14,25%	49 16,23%	24 7,86%	35 11,55%	38 12,41%



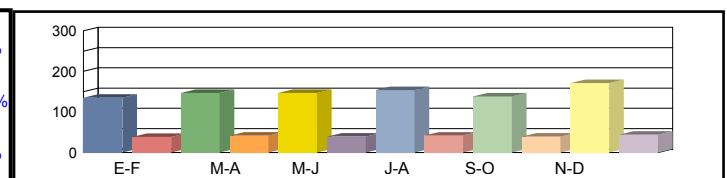
Media Sábados	00h-24h	174 24,88%	177 25,23%	137 19,57%	155 22,08%	191 27,18%	108 15,37%	157 22,39%
	06h-22h	126 25,73%	120 24,46%	95 19,34%	107 21,93%	137 28,06%	74 15,06%	110 22,43%
	08h-14h	67 22,13%	51 16,89%	46 15,08%	55 18,17%	74 24,58%	43 14,35%	56 18,53%



Media Laborales	00h-24h	127 18,08%	139 19,77%	145 20,69%	149 21,30%	130 18,51%	174 24,83%	144 20,53%
	06h-22h	79 16,17%	97 19,82%	99 20,20%	104 21,17%	81 16,59%	123 25,16%	97 19,85%
	08h-14h	39 12,79%	51 16,76%	46 15,22%	44 14,70%	39 13,01%	54 17,79%	46 15,05%



Media Diaria	00h-24h	135 22,06%	147 21,86%	147 20,98%	154 21,35%	138 21,97%	171 20,28%	149 21,42%
	06h-22h	85 21,85%	103 21,36%	100 20,43%	107 20,84%	88 21,84%	120 19,77%	100 21,01%
	08h-14h	39 15,19%	52 15,63%	46 15,06%	46 15,78%	40 15,50%	52 14,57%	46 15,29%



Coeficientes	N							
	L							
Coeficiente	S							

Los datos en color negro corresponden al total de vehículos y los datos en color azul corresponden a vehículos pesados (en %)



Castilla-La Mancha

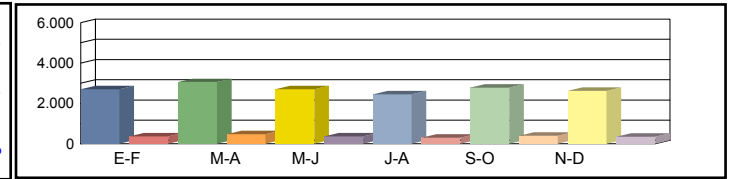
Consejería de Fomento

**Estación:** CR-21  
**Carretera:** CM-4111 p.k. 29,50 **Provincia:** CIUDAD REAL  
**Ubicación:** Aldea del Rey - Calzada de Calatrava  
**Año:** 2024  
**Tipo:** COBERTURA

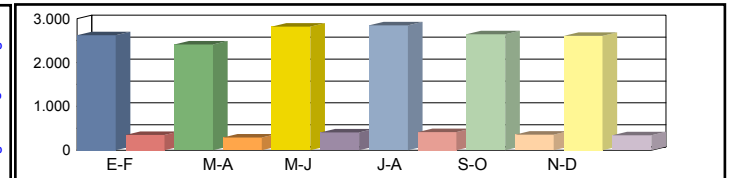
Dirección General de Carreteras

Ene-Feb	Mar-Abr	May-Jun	Jul-Ago	Sep-Oct	Nov-Dic	IMD
---------	---------	---------	---------	---------	---------	-----

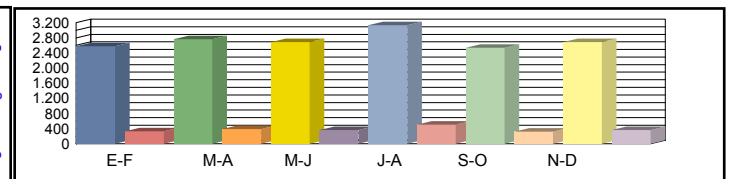
Media	00h-24h	2.704 12,05%	3.059 13,63%	2.703 12,05%	2.450 10,92%	2.786 12,41%	2.632 11,73%	2.722 12,13%
Domingos	06h-22h	2.499 11,45%	2.917 13,36%	2.588 11,85%	2.264 10,37%	2.538 11,62%	2.347 10,75%	2.526 11,57%
	08h-14h	530 11,25%	577 12,26%	526 11,17%	532 11,29%	647 13,73%	600 12,75%	569 12,08%



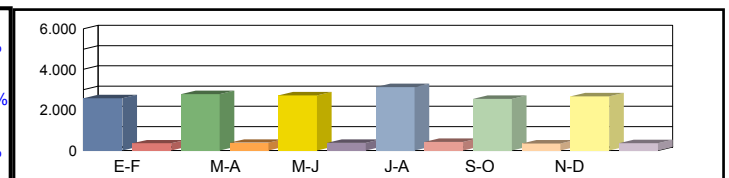
Media	00h-24h	2.624 11,69%	2.410 10,74%	2.816 12,55%	2.845 12,68%	2.645 11,78%	2.606 11,61%	2.658 11,84%
Sábados	06h-22h	2.507 11,48%	2.321 10,63%	2.706 12,39%	2.711 12,42%	2.548 11,67%	2.434 11,15%	2.538 11,62%
	08h-14h	947 20,11%	890 18,91%	1.069 22,71%	869 18,47%	831 17,64%	802 17,04%	901 19,15%



Media	00h-24h	2.579 11,49%	2.761 12,30%	2.688 11,98%	3.132 13,95%	2.532 11,28%	2.684 11,96%	2.729 12,16%
Laborales	06h-22h	2.445 11,20%	2.743 12,57%	2.656 12,16%	2.963 13,57%	2.375 10,88%	2.572 11,78%	2.626 12,03%
	08h-14h	698 14,83%	880 18,70%	862 18,31%	967 20,54%	759 16,11%	809 17,18%	829 17,61%



Media	00h-24h	2.574 11,93%	2.776 12,02%	2.710 12,06%	3.120 11,91%	2.540 12,00%	2.665 11,88%	2.731 11,97%
Diaria	06h-22h	2.426 11,69%	2.757 11,84%	2.678 11,88%	2.935 11,67%	2.367 11,74%	2.520 11,54%	2.614 11,73%
	08h-14h	681 16,75%	857 16,72%	859 17,11%	930 16,52%	740 16,75%	778 16,53%	808 16,73%



Coeficientes	N							
	L							
Coeficiente	S							

Los datos en color negro corresponden al total de vehículos y los datos en color azul corresponden a vehículos pesados (en %)



Castilla-La Mancha

Consejería de Fomento

**Estación:** CR-215  
**Carretera:** CM-3107 p.k. 7,00 **Provincia:** CIUDAD REAL  
**Ubicación:** Alcázar de San Juan - Int. CM-3113  
**Año:** 2024  
**Tipo:** COBERTURA

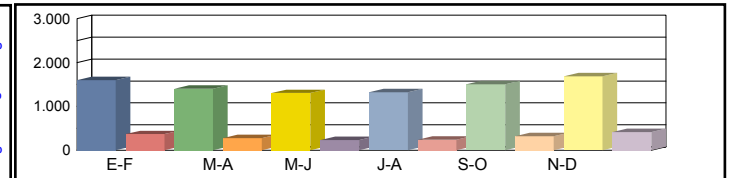
Dirección General de Carreteras

Ene-Feb	Mar-Abr	May-Jun	Jul-Ago	Sep-Oct	Nov-Dic	IMD
---------	---------	---------	---------	---------	---------	-----

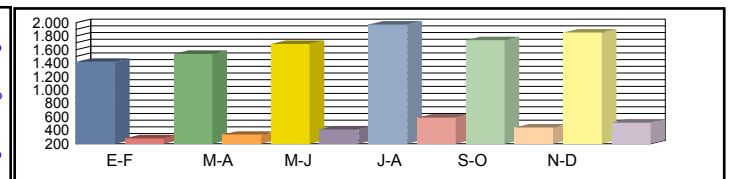
Media Domingos	00h-24h	1.752 20,48%	1.823 21,32%	1.951 22,81%	2.651 31,00%	2.057 24,05%	1.510 17,66%	1.957 22,89%
	06h-22h	1.654 18,78%	1.726 19,60%	1.849 20,99%	2.597 29,49%	1.960 22,25%	1.450 16,46%	1.873 21,26%
	08h-14h	418 8,28%	719 14,23%	756 14,96%	586 11,61%	538 10,66%	638 12,62%	609 12,06%



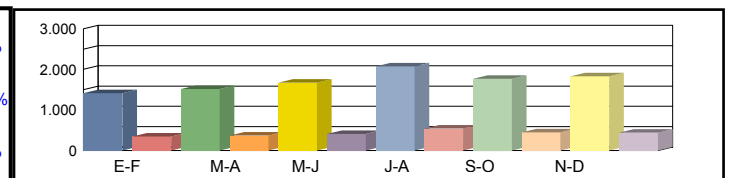
Media Sábados	00h-24h	1.597 18,68%	1.400 16,37%	1.304 15,25%	1.321 15,45%	1.506 17,61%	1.686 19,71%	1.469 17,18%
	06h-22h	1.555 17,66%	1.313 14,91%	1.198 13,60%	1.181 13,41%	1.417 16,09%	1.606 18,23%	1.378 15,65%
	08h-14h	1.056 20,92%	609 12,05%	592 11,72%	729 14,44%	965 19,10%	1.003 19,86%	826 16,35%



Media Laborales	00h-24h	1.416 16,56%	1.536 17,96%	1.685 19,70%	1.971 23,05%	1.739 20,33%	1.853 21,67%	1.700 19,88%
	06h-22h	1.329 15,09%	1.453 16,50%	1.601 18,18%	1.850 21,00%	1.701 19,31%	1.760 19,98%	1.616 18,34%
	08h-14h	663 13,13%	664 13,15%	742 14,69%	907 17,96%	728 14,42%	787 15,58%	748 14,82%



Media Diaria	00h-24h	1.413 19,67%	1.517 19,46%	1.669 19,51%	2.072 20,71%	1.767 20,03%	1.826 19,41%	1.711 19,80%
	06h-22h	1.330 18,19%	1.432 17,91%	1.579 17,92%	1.945 19,11%	1.728 18,46%	1.737 17,94%	1.625 18,26%
	08h-14h	662 14,66%	644 14,25%	723 14,31%	878 14,21%	731 14,74%	811 15,13%	742 14,55%



Coeficientes	N							
	L							
Coeficiente	S							

Los datos en color negro corresponden al total de vehículos y los datos en color azul corresponden a vehículos pesados (en %)



Castilla-La Mancha

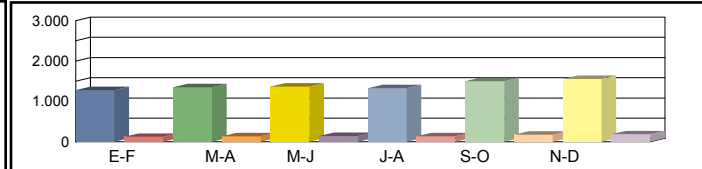
Consejería de Fomento

**Estación:** CR-218  
**Carretera:** CM-4117 p.k. 16,00 **Provincia:** CIUDAD REAL  
**Ubicación:** Int. CM-4124 - Valdepeñas  
**Año:** 2024  
**Tipo:** COBERTURA

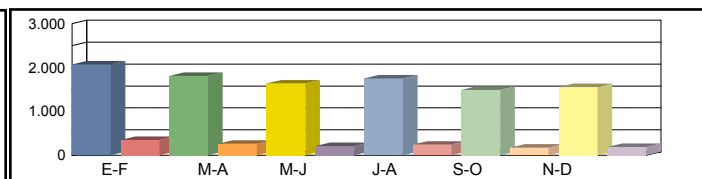
Dirección General de Carreteras

	Ene-Feb	Mar-Abr	May-Jun	Jul-Ago	Sep-Oct	Nov-Dic	IMD
--	---------	---------	---------	---------	---------	---------	-----

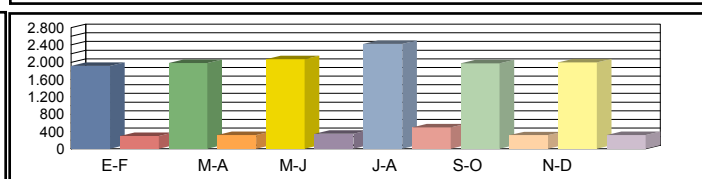
Media Domingos	00h-24h	1.281 <b>8,93%</b>	1.352 <b>9,42%</b>	1.369 <b>9,55%</b>	1.332 <b>9,28%</b>	1.503 <b>10,48%</b>	1.554 <b>10,83%</b>	1.398 <b>9,75%</b>
	06h-22h	1.103 <b>7,53%</b>	1.257 <b>8,58%</b>	1.224 <b>8,35%</b>	1.124 <b>7,67%</b>	1.412 <b>9,64%</b>	1.471 <b>10,04%</b>	1.265 <b>8,63%</b>
	08h-14h	494 <b>7,47%</b>	518 <b>7,83%</b>	534 <b>8,07%</b>	554 <b>8,37%</b>	605 <b>9,14%</b>	539 <b>8,14%</b>	541 <b>8,17%</b>



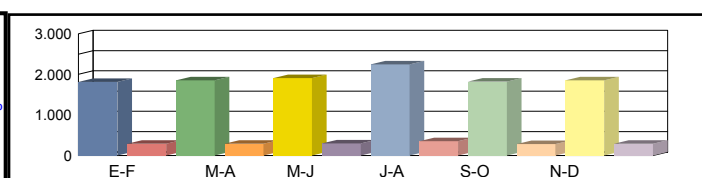
Media Sábados	00h-24h	2.069 <b>14,42%</b>	1.806 <b>12,59%</b>	1.638 <b>11,42%</b>	1.750 <b>12,20%</b>	1.486 <b>10,36%</b>	1.555 <b>10,84%</b>	1.717 <b>11,97%</b>
	06h-22h	1.941 <b>13,24%</b>	1.688 <b>11,52%</b>	1.526 <b>10,41%</b>	1.679 <b>11,46%</b>	1.350 <b>9,21%</b>	1.412 <b>9,63%</b>	1.599 <b>10,91%</b>
	08h-14h	991 <b>14,97%</b>	984 <b>14,88%</b>	789 <b>11,93%</b>	740 <b>11,19%</b>	665 <b>10,06%</b>	590 <b>8,92%</b>	793 <b>11,99%</b>



Media Laborales	00h-24h	1.919 <b>13,38%</b>	1.986 <b>13,85%</b>	2.071 <b>14,44%</b>	2.426 <b>16,91%</b>	1.976 <b>13,78%</b>	1.995 <b>13,91%</b>	2.062 <b>14,38%</b>
	06h-22h	1.812 <b>12,37%</b>	1.917 <b>13,08%</b>	1.967 <b>13,42%</b>	2.235 <b>15,25%</b>	1.880 <b>12,83%</b>	1.909 <b>13,02%</b>	1.953 <b>13,33%</b>
	08h-14h	898 <b>13,58%</b>	895 <b>13,53%</b>	959 <b>14,49%</b>	1.108 <b>16,74%</b>	861 <b>13,02%</b>	948 <b>14,33%</b>	945 <b>14,28%</b>



Media Diaria	00h-24h	1.814 <b>13,65%</b>	1.851 <b>13,46%</b>	1.909 <b>13,31%</b>	2.249 <b>13,38%</b>	1.819 <b>13,29%</b>	1.853 <b>13,41%</b>	<b>1.916</b> <b>13,42%</b>
	06h-22h	1.695 <b>12,55%</b>	1.779 <b>12,46%</b>	1.798 <b>12,27%</b>	2.051 <b>12,32%</b>	1.720 <b>12,28%</b>	1.763 <b>12,40%</b>	<b>1.801</b> <b>12,38%</b>
	08h-14h	840 <b>13,56%</b>	840 <b>13,60%</b>	874 <b>13,21%</b>	1.005 <b>13,15%</b>	778 <b>13,10%</b>	837 <b>12,79%</b>	<b>862</b> <b>13,23%</b>



Coeficientes	N						
	L						
Coeficiente	S						

Los datos en color negro corresponden al total de vehículos y los datos en color azul corresponden a vehículos pesados (en %)



Castilla-La Mancha

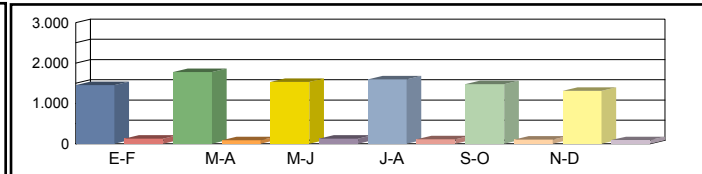
Consejería de Fomento

**Estación:** CR-21b  
**Carretera:** CM-4111 p.k. 37,26 **Provincia:** CIUDAD REAL  
**Ubicación:** Calzada de Calatrava - Viso del Marqués  
**Año:** 2024  
**Tipo:** PRIMARIA

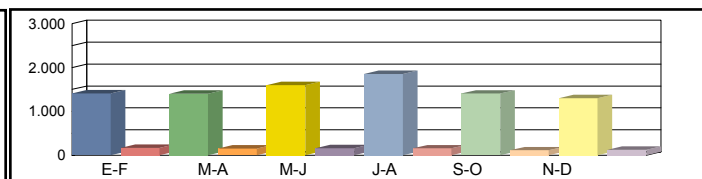
Dirección General de Carreteras

Ene-Feb	Mar-Abr	May-Jun	Jul-Ago	Sep-Oct	Nov-Dic	IMD
---------	---------	---------	---------	---------	---------	-----

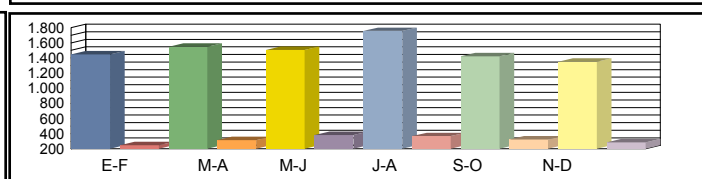
Media	00h-24h	1.453 8,26%	1.777 4,84%	1.536 7,62%	1.594 6,71%	1.481 6,62%	1.311 6,71%	1.525 6,79%
Domingos	06h-22h	1.262 8,00%	1.683 3,98%	1.451 6,89%	1.383 5,93%	1.251 5,20%	1.073 5,59%	1.350 5,93%
	08h-14h	315 11,43%	433 4,39%	398 7,54%	431 4,87%	418 8,61%	348 8,91%	390 7,62%



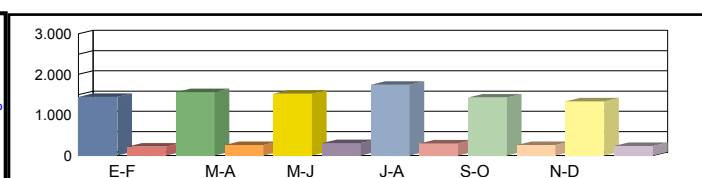
Media	00h-24h	1.410 10,50%	1.400 9,93%	1.600 9,06%	1.851 7,78%	1.406 7,40%	1.298 8,47%	1.494 8,86%
Sábados	06h-22h	1.266 9,16%	1.339 8,89%	1.517 8,04%	1.656 7,25%	1.256 6,53%	1.113 7,19%	1.358 7,84%
	08h-14h	563 8,70%	668 5,69%	809 6,43%	705 9,50%	537 6,33%	465 8,60%	624 7,54%



Media	00h-24h	1.446 14,66%	1.548 16,93%	1.507 20,17%	1.756 17,31%	1.420 18,52%	1.351 17,39%	1.505 17,50%
Laborales	06h-22h	1.313 13,02%	1.473 16,36%	1.426 20,06%	1.591 17,85%	1.275 18,27%	1.209 16,96%	1.381 17,09%
	08h-14h	499 15,03%	629 18,60%	616 22,24%	691 20,55%	542 20,48%	494 20,45%	578 19,56%



Media	00h-24h	1.442 13,18%	1.559 14,05%	1.525 16,72%	1.746 14,49%	1.427 15,21%	1.337 14,66%	1.506 14,72%
Diaria	06h-22h	1.299 11,78%	1.484 13,41%	1.442 16,37%	1.571 14,77%	1.268 14,75%	1.176 14,12%	1.373 14,20%
	08h-14h	481 13,51%	607 15,16%	612 17,81%	656 17,38%	523 17,02%	469 17,48%	558 16,39%



Coeficientes	N	1,10129	1,05092	1,05680	1,10371	1,11373	1,11745	
	L	1,04080	0,97222	0,99867	0,85706	1,05986	1,11399	
Coeficiente	S							1,00085

Los datos en color negro corresponden al total de vehículos y los datos en color azul corresponden a vehículos pesados (en %)



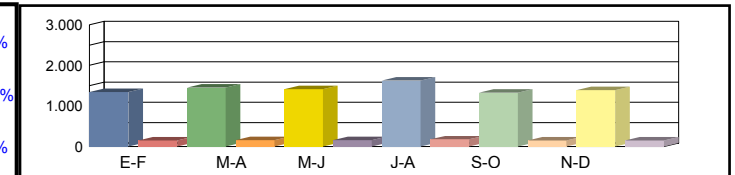
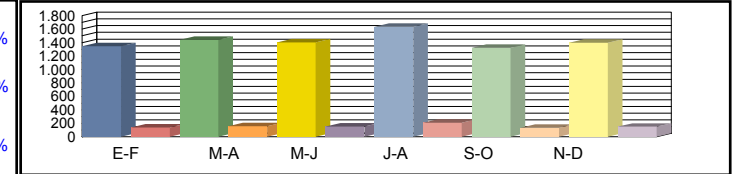
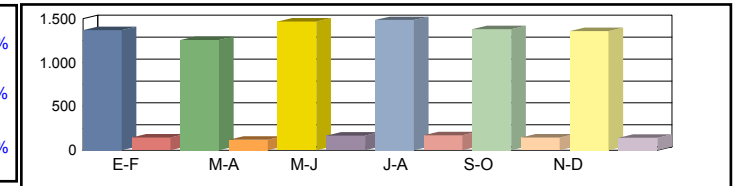
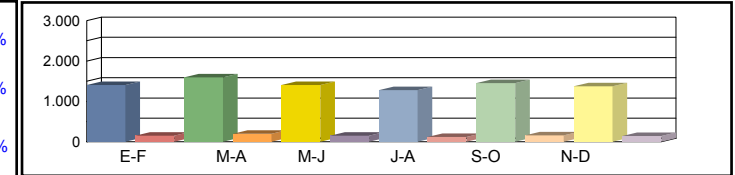
**Castilla-La Mancha**

Consejería de Fomento

**Estación:** CR-21c  
**Carretera:** CM-4129 p.k. 4,00 **Provincia:** CIUDAD REAL  
**Ubicación:** Calzada de Calatrava - Int. CM-413  
**Año:** 2024  
**Tipo:** COBERTURA

**Dirección General de Carreteras**

		Ene-Feb	Mar-Abr	May-Jun	Jul-Ago	Sep-Oct	Nov-Dic	IMD
Media Domingos	00h-24h	1.411 <b>9,79%</b>	1.596 <b>11,07%</b>	1.410 <b>9,78%</b>	1.278 <b>8,87%</b>	1.453 <b>10,08%</b>	1.373 <b>9,53%</b>	1.420 <b>9,85%</b>
	06h-22h	1.307 <b>8,45%</b>	1.525 <b>9,87%</b>	1.353 <b>8,75%</b>	1.184 <b>7,66%</b>	1.327 <b>8,58%</b>	1.227 <b>7,94%</b>	1.320 <b>8,54%</b>
	08h-14h	266 <b>5,65%</b>	290 <b>6,15%</b>	264 <b>5,61%</b>	267 <b>5,66%</b>	324 <b>6,89%</b>	301 <b>6,40%</b>	285 <b>6,06%</b>
Media Sábados	00h-24h	1.369 <b>9,50%</b>	1.257 <b>8,72%</b>	1.469 <b>10,19%</b>	1.484 <b>10,30%</b>	1.379 <b>9,57%</b>	1.359 <b>9,43%</b>	1.386 <b>9,62%</b>
	06h-22h	1.311 <b>8,48%</b>	1.214 <b>7,85%</b>	1.415 <b>9,15%</b>	1.418 <b>9,17%</b>	1.332 <b>8,62%</b>	1.273 <b>8,23%</b>	1.327 <b>8,58%</b>
	08h-14h	475 <b>10,09%</b>	447 <b>9,49%</b>	537 <b>11,40%</b>	436 <b>9,26%</b>	417 <b>8,85%</b>	403 <b>8,55%</b>	452 <b>9,61%</b>
Media Laborales	00h-24h	1.345 <b>9,33%</b>	1.440 <b>9,99%</b>	1.402 <b>9,73%</b>	1.633 <b>11,33%</b>	1.321 <b>9,17%</b>	1.400 <b>9,71%</b>	1.424 <b>9,88%</b>
	06h-22h	1.279 <b>8,27%</b>	1.435 <b>9,28%</b>	1.389 <b>8,98%</b>	1.550 <b>10,02%</b>	1.242 <b>8,03%</b>	1.345 <b>8,70%</b>	1.373 <b>8,88%</b>
	08h-14h	351 <b>7,44%</b>	442 <b>9,38%</b>	433 <b>9,19%</b>	485 <b>10,31%</b>	381 <b>8,08%</b>	406 <b>8,62%</b>	416 <b>8,84%</b>
Media Diaria	00h-24h	1.342 <b>9,69%</b>	1.448 <b>9,77%</b>	1.413 <b>9,79%</b>	1.627 <b>9,68%</b>	1.325 <b>9,75%</b>	1.390 <b>9,65%</b>	<b>1.424</b> <b>9,72%</b>
	06h-22h	1.269 <b>8,63%</b>	1.442 <b>8,74%</b>	1.401 <b>8,77%</b>	1.535 <b>8,62%</b>	1.238 <b>8,67%</b>	1.318 <b>8,52%</b>	<b>1.367</b> <b>8,66%</b>
	08h-14h	342 <b>8,41%</b>	430 <b>8,39%</b>	431 <b>8,59%</b>	466 <b>8,29%</b>	372 <b>8,41%</b>	391 <b>8,29%</b>	<b>405</b> <b>8,40%</b>
Coeficientes	N							
	L							
Coeficiente	S							



Los datos en color negro corresponden al total de vehículos y los datos en color azul corresponden a vehículos pesados (en %)





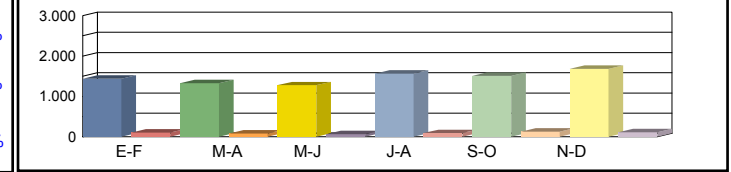
Castilla-La Mancha

Consejería de Fomento

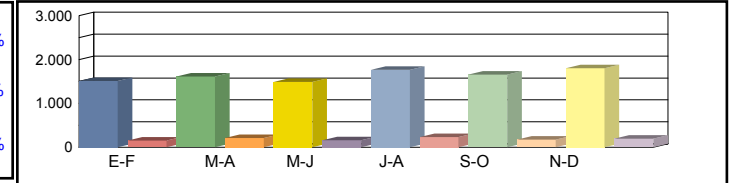
**Estación:** CR-21d  
**Carretera:** CM-413 p.k. 12,90 **Provincia:** CIUDAD REAL  
**Ubicación:** Granátula de Cva. - Int. CM-4129  
**Año:** 2024  
**Tipo:** PRIMARIA

Dirección General de Carreteras

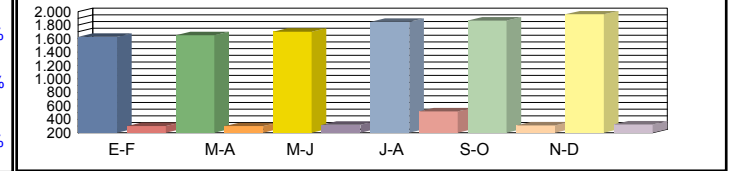
	Ene-Feb	Mar-Abr	May-Jun	Jul-Ago	Sep-Oct	Nov-Dic	IMD
--	---------	---------	---------	---------	---------	---------	-----



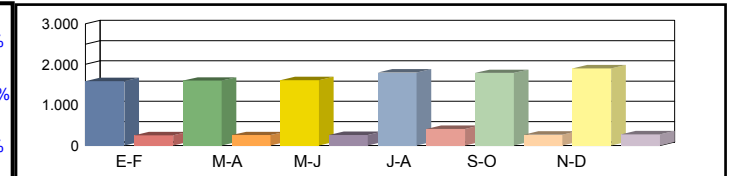
Media	00h-24h	1.437 7,03%	1.328 5,72%	1.277 4,93%	1.565 5,69%	1.507 7,96%	1.681 6,37%	1.466 6,28%
Domingos	06h-22h	1.303 5,91%	1.233 4,95%	1.121 4,01%	1.110 6,85%	1.283 7,17%	1.453 5,51%	1.250 5,73%
	08h-14h	463 6,70%	519 5,20%	470 4,47%	359 10,86%	488 10,04%	507 9,47%	468 7,79%



Media	00h-24h	1.510 9,34%	1.610 11,55%	1.490 9,73%	1.766 11,78%	1.654 9,67%	1.800 9,72%	1.638 10,30%
Sábados	06h-22h	1.390 8,49%	1.550 11,16%	1.362 9,10%	1.542 12,78%	1.440 8,82%	1.578 8,87%	1.477 9,87%
	08h-14h	497 6,44%	633 13,27%	565 10,62%	613 13,87%	711 5,34%	723 5,95%	624 9,25%



Media	00h-24h	1.625 15,63%	1.649 15,34%	1.701 15,87%	1.848 21,86%	1.868 14,19%	1.960 14,23%	1.775 16,19%
Laborales	06h-22h	1.494 14,93%	1.561 15,37%	1.584 15,91%	1.670 22,81%	1.710 13,57%	1.809 13,88%	1.638 16,08%
	08h-14h	609 18,56%	671 16,24%	601 17,97%	732 25,41%	730 12,60%	738 14,50%	680 17,55%



Media	00h-24h	1.582 13,65%	1.597 13,65%	1.611 13,84%	1.796 18,43%	1.786 12,82%	1.897 12,60%	1.712 14,17%
Diaria	06h-22h	1.452 12,88%	1.512 13,56%	1.486 13,73%	1.572 19,78%	1.611 12,23%	1.725 12,23%	1.560 14,07%
	08h-14h	573 15,71%	644 14,60%	578 15,40%	662 22,81%	693 11,26%	702 12,68%	642 15,41%

Coeficientes	N	1,08768	1,05637	1,07386	1,10659	1,09240	1,08347	
	L	1,09231	1,07641	1,04350	0,96050	0,95021	0,90561	
Coeficiente	S							0,96410

Los datos en color negro corresponden al total de vehículos y los datos en color azul corresponden a vehículos pesados (en %)



Castilla-La Mancha

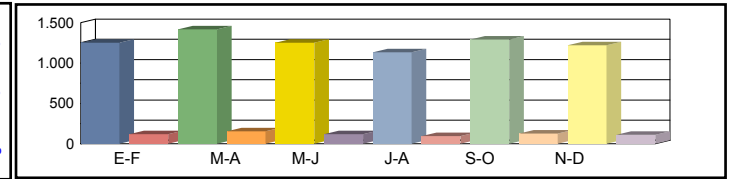
Consejería de Fomento

**Estación:** CR-21e  
**Carretera:** CM-413 p.k. 18,00 **Provincia:** CIUDAD REAL  
**Ubicación:** Int. CM-4129 - Aldea del Rey  
**Año:** 2024  
**Tipo:** COBERTURA

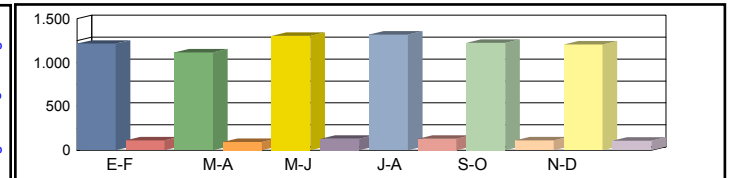
Dirección General de Carreteras

	Ene-Feb	Mar-Abr	May-Jun	Jul-Ago	Sep-Oct	Nov-Dic	IMD
--	---------	---------	---------	---------	---------	---------	-----

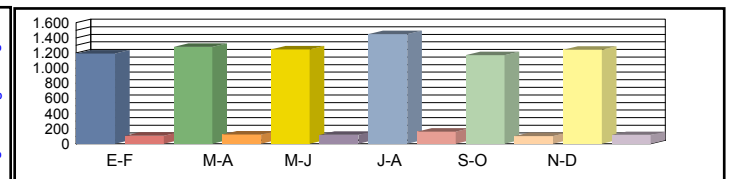
Media Domingos	00h-24h	1.252 <b>8,67%</b>	1.417 <b>9,81%</b>	1.252 <b>8,67%</b>	1.135 <b>7,86%</b>	1.290 <b>8,93%</b>	1.219 <b>8,44%</b>	1.261 <b>8,73%</b>
	06h-22h	1.154 <b>7,69%</b>	1.347 <b>8,97%</b>	1.195 <b>7,96%</b>	1.046 <b>6,97%</b>	1.172 <b>7,81%</b>	1.084 <b>7,22%</b>	1.166 <b>7,77%</b>
	08h-14h	386 <b>5,45%</b>	420 <b>5,93%</b>	383 <b>5,41%</b>	387 <b>5,47%</b>	471 <b>6,65%</b>	437 <b>6,17%</b>	414 <b>5,85%</b>



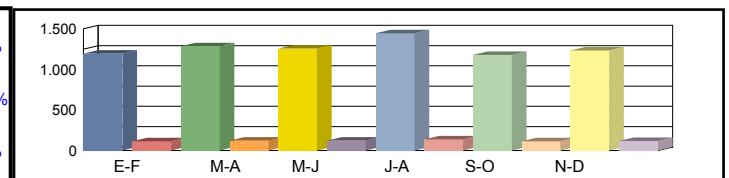
Media Sábados	00h-24h	1.215 <b>8,42%</b>	1.116 <b>7,73%</b>	1.304 <b>9,03%</b>	1.318 <b>9,13%</b>	1.225 <b>8,48%</b>	1.207 <b>8,36%</b>	1.231 <b>8,52%</b>
	06h-22h	1.158 <b>7,71%</b>	1.072 <b>7,14%</b>	1.250 <b>8,32%</b>	1.252 <b>8,34%</b>	1.177 <b>7,84%</b>	1.124 <b>7,49%</b>	1.172 <b>7,81%</b>
	08h-14h	689 <b>9,74%</b>	648 <b>9,16%</b>	779 <b>11,00%</b>	633 <b>8,94%</b>	605 <b>8,54%</b>	584 <b>8,25%</b>	656 <b>9,27%</b>



Media Laborales	00h-24h	1.194 <b>8,27%</b>	1.279 <b>8,85%</b>	1.245 <b>8,62%</b>	1.450 <b>10,04%</b>	1.173 <b>8,12%</b>	1.243 <b>8,61%</b>	1.264 <b>8,75%</b>
	06h-22h	1.130 <b>7,52%</b>	1.267 <b>8,44%</b>	1.227 <b>8,17%</b>	1.369 <b>9,12%</b>	1.097 <b>7,31%</b>	1.188 <b>7,91%</b>	1.213 <b>8,08%</b>
	08h-14h	508 <b>7,18%</b>	641 <b>9,05%</b>	628 <b>8,87%</b>	704 <b>9,95%</b>	552 <b>7,80%</b>	589 <b>8,32%</b>	604 <b>8,53%</b>



Media Diaria	00h-24h	1.192 <b>8,59%</b>	1.286 <b>8,65%</b>	1.255 <b>8,68%</b>	1.444 <b>8,58%</b>	1.177 <b>8,64%</b>	1.234 <b>8,55%</b>	<b>1.265</b> <b>8,61%</b>
	06h-22h	1.121 <b>7,85%</b>	1.274 <b>7,95%</b>	1.237 <b>7,98%</b>	1.356 <b>7,84%</b>	1.093 <b>7,89%</b>	1.164 <b>7,75%</b>	<b>1.208</b> <b>7,88%</b>
	08h-14h	495 <b>8,11%</b>	624 <b>8,10%</b>	626 <b>8,29%</b>	677 <b>8,00%</b>	538 <b>8,11%</b>	567 <b>8,00%</b>	<b>588</b> <b>8,10%</b>



Coeficientes	N							
	L							
Coeficiente	S							

Los datos en color negro corresponden al total de vehículos y los datos en color azul corresponden a vehículos pesados (en %)



Castilla-La Mancha

Consejería de Fomento

**Estación:** CR-22  
**Carretera:** CM-412 p.k. 119,94 **Provincia:** CIUDAD REAL  
**Ubicación:** Alcubillas - Villanueva de los Infantes  
**Año:** 2024  
**Tipo:** PRIMARIA

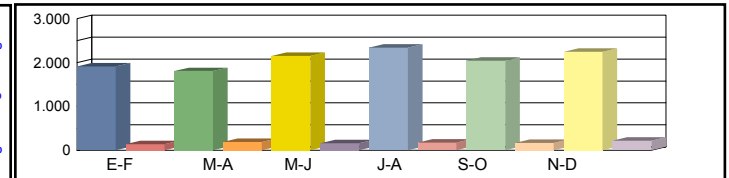
Dirección General de Carreteras

Ene-Feb	Mar-Abr	May-Jun	Jul-Ago	Sep-Oct	Nov-Dic	IMD
---------	---------	---------	---------	---------	---------	-----

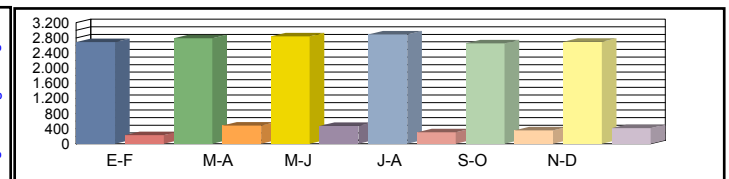
Media	00h-24h	1.361	7,05%	1.625	7,94%	1.882	6,48%	1.609	6,03%	1.308	10,09%	1.555	5,14%	1.557	7,12%
Domingos	06h-22h	1.180	5,93%	1.488	6,59%	1.757	5,18%	1.338	6,05%	1.064	9,87%	1.426	4,00%	1.376	6,27%
	08h-14h	372	7,53%	755	5,43%	843	4,27%	558	3,05%	352	9,38%	477	6,08%	560	5,95%



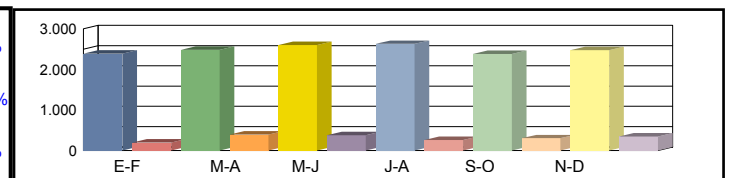
Media	00h-24h	1.908	6,66%	1.805	9,53%	2.152	6,97%	2.340	6,92%	2.039	7,45%	2.248	8,90%	2.082	7,74%
Sábados	06h-22h	1.768	5,09%	1.651	8,84%	1.957	6,75%	2.083	7,20%	1.823	6,75%	2.129	8,64%	1.902	7,21%
	08h-14h	802	4,86%	725	9,66%	844	7,23%	995	8,14%	734	11,31%	986	7,71%	848	8,15%



Media	00h-24h	2.691	7,77%	2.790	14,66%	2.836	14,39%	2.888	9,63%	2.657	11,89%	2.699	13,41%	2.760	11,96%
Laborales	06h-22h	2.563	7,22%	2.639	14,51%	2.682	14,06%	2.673	9,50%	2.534	11,68%	2.592	13,31%	2.614	11,71%
	08h-14h	1.224	6,05%	1.275	14,51%	1.289	13,27%	1.140	9,65%	1.152	10,94%	1.189	11,19%	1.212	10,93%



Media	00h-24h	2.389	7,58%	2.483	13,49%	2.601	12,69%	2.627	8,95%	2.376	11,20%	2.471	12,10%	2.491	11,00%
Diaria	06h-22h	2.252	6,88%	2.334	13,24%	2.446	12,31%	2.398	8,97%	2.222	10,98%	2.360	11,91%	2.335	10,71%
	08h-14h	1.041	5,96%	1.122	13,19%	1.162	11,70%	1.037	8,97%	978	10,84%	1.058	10,40%	1.066	10,18%



Coeficientes	N	1,04994	1,05722	1,05742	1,08043	1,04854	1,04128
	L	1,02564	0,98925	0,97320	0,95568	1,03877	1,02260
Coeficiente	S						0,90264

Los datos en color negro corresponden al total de vehículos y los datos en color azul corresponden a vehículos pesados (en %)



Castilla-La Mancha

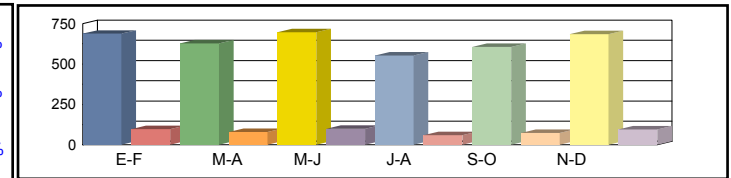
Consejería de Fomento

**Estación:** CR-222  
**Carretera:** CM-4122 p.k. 6,00 **Provincia:** CIUDAD REAL  
**Ubicación:** Calzada de Calatrava - Sta. Cruz de Mudela  
**Año:** 2024  
**Tipo:** COBERTURA

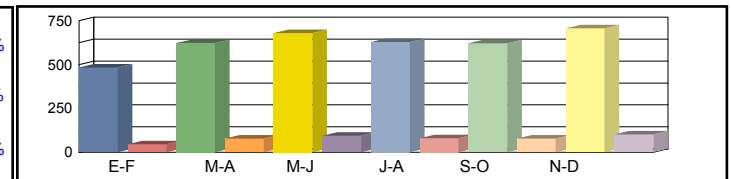
Dirección General de Carreteras

	Ene-Feb	Mar-Abr	May-Jun	Jul-Ago	Sep-Oct	Nov-Dic	IMD
--	---------	---------	---------	---------	---------	---------	-----

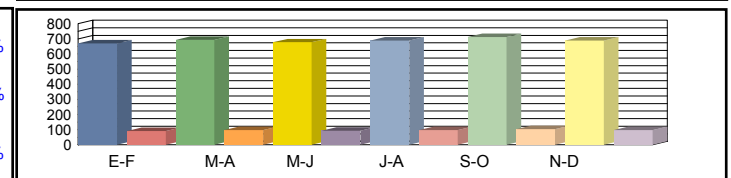
Media Domingos	00h-24h	688 <b>12,32%</b>	627 <b>11,23%</b>	696 <b>12,46%</b>	553 <b>9,89%</b>	606 <b>10,85%</b>	685 <b>12,26%</b>	642 <b>11,50%</b>
	06h-22h	624 <b>9,69%</b>	554 <b>8,61%</b>	591 <b>9,18%</b>	445 <b>6,92%</b>	508 <b>7,89%</b>	564 <b>8,76%</b>	548 <b>8,51%</b>
	08h-14h	265 <b>5,91%</b>	279 <b>6,23%</b>	297 <b>6,65%</b>	272 <b>6,09%</b>	213 <b>4,75%</b>	266 <b>5,94%</b>	265 <b>5,93%</b>



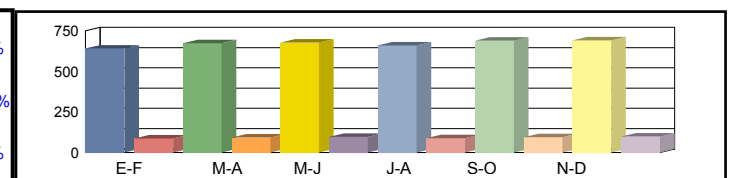
Media Sábados	00h-24h	483 <b>8,65%</b>	622 <b>11,15%</b>	680 <b>12,18%</b>	628 <b>11,25%</b>	621 <b>11,11%</b>	707 <b>12,66%</b>	624 <b>11,17%</b>
	06h-22h	414 <b>6,43%</b>	563 <b>8,74%</b>	601 <b>9,33%</b>	540 <b>8,38%</b>	547 <b>8,49%</b>	640 <b>9,94%</b>	551 <b>8,55%</b>
	08h-14h	269 <b>6,00%</b>	378 <b>8,43%</b>	372 <b>8,32%</b>	317 <b>7,07%</b>	318 <b>7,11%</b>	371 <b>8,28%</b>	338 <b>7,54%</b>



Media Laborales	00h-24h	670 <b>12,00%</b>	692 <b>12,39%</b>	677 <b>12,12%</b>	688 <b>12,31%</b>	712 <b>12,75%</b>	689 <b>12,34%</b>	688 <b>12,32%</b>
	06h-22h	599 <b>9,31%</b>	619 <b>9,61%</b>	604 <b>9,39%</b>	592 <b>9,20%</b>	634 <b>9,85%</b>	611 <b>9,49%</b>	610 <b>9,47%</b>
	08h-14h	353 <b>7,88%</b>	341 <b>7,61%</b>	335 <b>7,49%</b>	345 <b>7,71%</b>	383 <b>8,56%</b>	354 <b>7,91%</b>	352 <b>7,86%</b>



Media Diaria	00h-24h	641 <b>11,81%</b>	674 <b>12,01%</b>	677 <b>12,33%</b>	660 <b>11,83%</b>	690 <b>11,95%</b>	691 <b>12,37%</b>	<b>672</b> <b>12,05%</b>
	06h-22h	573 <b>9,08%</b>	604 <b>9,26%</b>	600 <b>9,42%</b>	559 <b>8,97%</b>	609 <b>9,12%</b>	608 <b>9,45%</b>	<b>592</b> <b>9,22%</b>
	08h-14h	328 <b>7,35%</b>	334 <b>7,74%</b>	330 <b>7,79%</b>	328 <b>7,53%</b>	356 <b>7,34%</b>	344 <b>7,68%</b>	<b>337</b> <b>7,57%</b>



Coeficientes	N							
	L							
Coeficiente	S							

Los datos en color negro corresponden al total de vehículos y los datos en color azul corresponden a vehículos pesados (en %)



**Castilla-La Mancha**

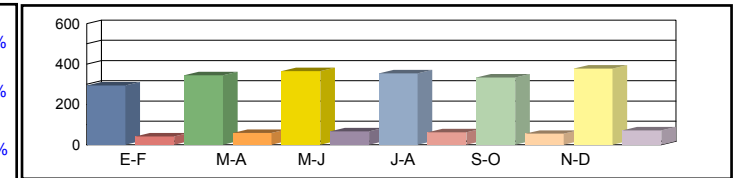
Consejería de Fomento

**Estación:** CR-224  
**Carretera:** CM-4109 p.k. 9,50 **Provincia:** CIUDAD REAL  
**Ubicación:** Alcolea de Calatrava - Picón  
**Año:** 2024  
**Tipo:** COBERTURA

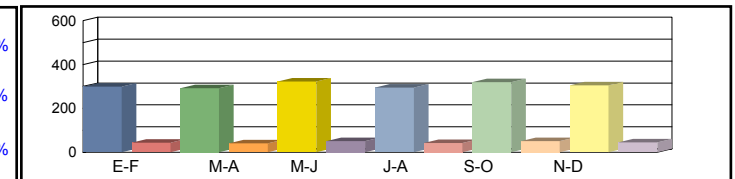
**Dirección General de Carreteras**

Ene-Feb	Mar-Abr	May-Jun	Jul-Ago	Sep-Oct	Nov-Dic	IMD
---------	---------	---------	---------	---------	---------	-----

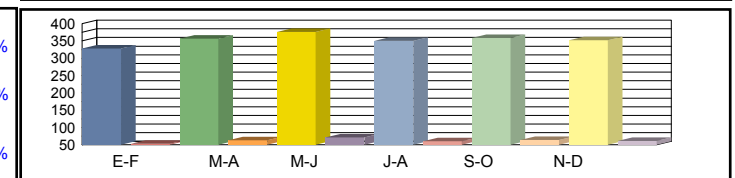
Media Domingos	00h-24h	294 <b>12,47%</b>	345 <b>14,64%</b>	365 <b>15,46%</b>	354 <b>14,99%</b>	334 <b>14,16%</b>	378 <b>16,00%</b>	345 <b>14,62%</b>
	06h-22h	219 <b>9,00%</b>	274 <b>11,26%</b>	301 <b>12,38%</b>	240 <b>9,85%</b>	264 <b>10,84%</b>	304 <b>12,48%</b>	267 <b>10,97%</b>
	08h-14h	83 <b>9,08%</b>	120 <b>13,14%</b>	116 <b>12,72%</b>	98 <b>10,74%</b>	133 <b>14,53%</b>	128 <b>14,04%</b>	113 <b>12,37%</b>



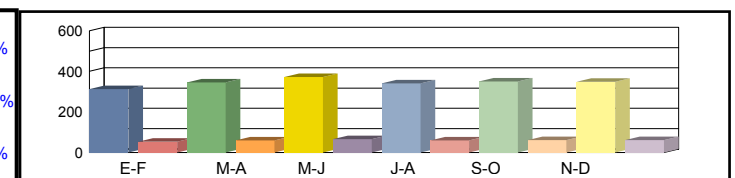
Media Sábados	00h-24h	299 <b>12,69%</b>	292 <b>12,35%</b>	323 <b>13,68%</b>	295 <b>12,50%</b>	320 <b>13,57%</b>	305 <b>12,92%</b>	306 <b>12,95%</b>
	06h-22h	240 <b>9,85%</b>	231 <b>9,50%</b>	256 <b>10,52%</b>	234 <b>9,62%</b>	249 <b>10,25%</b>	236 <b>9,68%</b>	241 <b>9,90%</b>
	08h-14h	131 <b>14,31%</b>	125 <b>13,67%</b>	135 <b>14,74%</b>	128 <b>14,05%</b>	140 <b>15,29%</b>	125 <b>13,75%</b>	131 <b>14,30%</b>



Media Laborales	00h-24h	328 <b>13,91%</b>	357 <b>15,13%</b>	376 <b>15,94%</b>	350 <b>14,81%</b>	359 <b>15,22%</b>	352 <b>14,90%</b>	354 <b>14,98%</b>
	06h-22h	274 <b>11,26%</b>	296 <b>12,16%</b>	316 <b>13,00%</b>	276 <b>11,32%</b>	300 <b>12,31%</b>	294 <b>12,09%</b>	293 <b>12,03%</b>
	08h-14h	145 <b>15,84%</b>	148 <b>16,22%</b>	164 <b>18,01%</b>	126 <b>13,83%</b>	144 <b>15,72%</b>	144 <b>15,79%</b>	145 <b>15,90%</b>



Media Diaria	00h-24h	312 <b>14,40%</b>	346 <b>14,66%</b>	372 <b>14,97%</b>	341 <b>14,73%</b>	350 <b>14,77%</b>	348 <b>14,94%</b>	<b>345</b> <b>14,74%</b>
	06h-22h	256 <b>11,38%</b>	284 <b>11,65%</b>	311 <b>11,96%</b>	260 <b>11,47%</b>	289 <b>11,70%</b>	287 <b>11,85%</b>	<b>281</b> <b>11,67%</b>
	08h-14h	133 <b>14,92%</b>	141 <b>15,41%</b>	157 <b>15,51%</b>	118 <b>15,12%</b>	141 <b>15,84%</b>	138 <b>15,55%</b>	<b>138</b> <b>15,39%</b>



Coeficientes	N							
	L							
Coeficiente	S							

Los datos en color negro corresponden al total de vehículos y los datos en color azul corresponden a vehículos pesados (en %)



**Castilla-La Mancha**

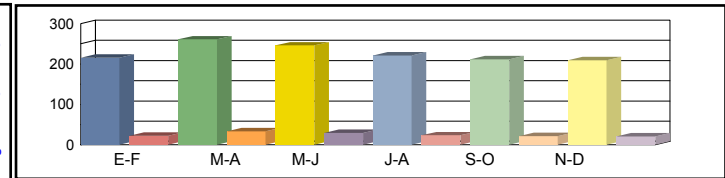
Consejería de Fomento

**Estación:** CR-225  
**Carretera:** CM-4103 p.k. 39,00 **Provincia:** CIUDAD REAL  
**Ubicación:** Horcajo de los Montes - La Puebla de Don Rodrigo  
**Año:** 2024  
**Tipo:** COBERTURA

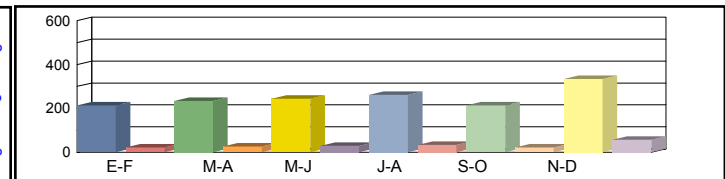
**Dirección General de Carreteras**

Ene-Feb	Mar-Abr	May-Jun	Jul-Ago	Sep-Oct	Nov-Dic	IMD
---------	---------	---------	---------	---------	---------	-----

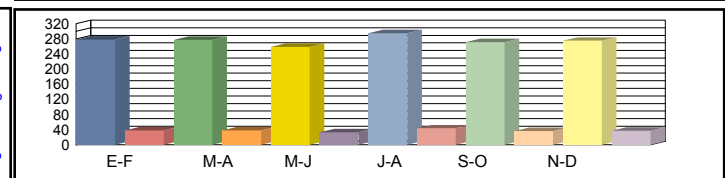
Media Domingos	00h-24h	216 <b>9,44%</b>	261 <b>11,38%</b>	246 <b>10,73%</b>	221 <b>9,66%</b>	212 <b>9,27%</b>	209 <b>9,11%</b>	228 <b>9,93%</b>
	06h-22h	161 <b>9,76%</b>	197 <b>11,96%</b>	190 <b>11,54%</b>	168 <b>10,21%</b>	159 <b>9,67%</b>	154 <b>9,36%</b>	172 <b>10,42%</b>
	08h-14h	71 <b>6,87%</b>	80 <b>7,68%</b>	69 <b>6,63%</b>	74 <b>7,07%</b>	56 <b>5,38%</b>	90 <b>8,62%</b>	73 <b>7,04%</b>



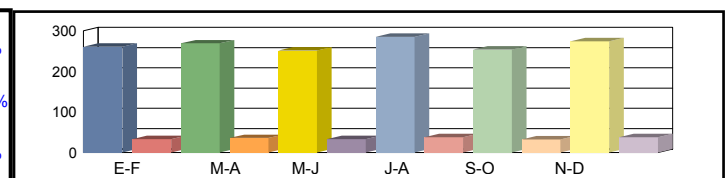
Media Sábados	00h-24h	214 <b>9,35%</b>	234 <b>10,20%</b>	244 <b>10,66%</b>	262 <b>11,44%</b>	214 <b>9,36%</b>	334 <b>14,58%</b>	250 <b>10,93%</b>
	06h-22h	157 <b>9,53%</b>	176 <b>10,68%</b>	189 <b>11,46%</b>	200 <b>12,10%</b>	159 <b>9,61%</b>	253 <b>15,36%</b>	189 <b>11,46%</b>
	08h-14h	79 <b>7,62%</b>	100 <b>9,63%</b>	92 <b>8,87%</b>	107 <b>10,32%</b>	82 <b>7,91%</b>	94 <b>9,08%</b>	92 <b>8,90%</b>



Media Laborales	00h-24h	278 <b>12,13%</b>	277 <b>12,10%</b>	259 <b>11,30%</b>	295 <b>12,88%</b>	271 <b>11,82%</b>	275 <b>12,00%</b>	276 <b>12,04%</b>
	06h-22h	212 <b>12,85%</b>	214 <b>12,96%</b>	201 <b>12,20%</b>	227 <b>13,78%</b>	206 <b>12,52%</b>	211 <b>12,80%</b>	212 <b>12,85%</b>
	08h-14h	106 <b>10,14%</b>	106 <b>10,19%</b>	100 <b>9,65%</b>	114 <b>10,96%</b>	111 <b>10,68%</b>	107 <b>10,28%</b>	107 <b>10,32%</b>



Media Diaria	00h-24h	261 <b>11,26%</b>	269 <b>11,65%</b>	251 <b>11,63%</b>	285 <b>11,58%</b>	254 <b>11,23%</b>	274 <b>11,96%</b>	266 <b>11,55%</b>
	06h-22h	197 <b>11,90%</b>	207 <b>12,38%</b>	195 <b>12,42%</b>	219 <b>12,33%</b>	191 <b>11,90%</b>	209 <b>12,67%</b>	203 <b>12,27%</b>
	08h-14h	97 <b>9,41%</b>	101 <b>9,82%</b>	93 <b>9,56%</b>	109 <b>9,83%</b>	100 <b>9,24%</b>	103 <b>9,87%</b>	100 <b>9,62%</b>



Coeficientes	N							
	L							
Coeficiente	S							

Los datos en color negro corresponden al total de vehículos y los datos en color azul corresponden a vehículos pesados (en %)



**Castilla-La Mancha**

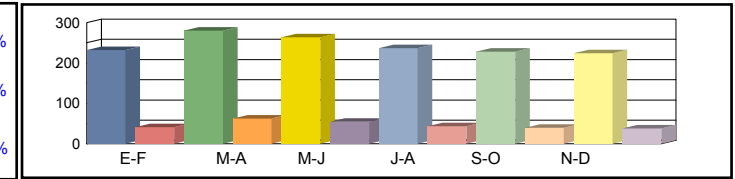
Consejería de Fomento

**Estación:** CR-226  
**Carretera:** CM-4103 p.k. 52,00 **Provincia:** CIUDAD REAL  
**Ubicación:** La Puebla de Don Rodrigo - Agudo  
**Año:** 2024  
**Tipo:** COBERTURA

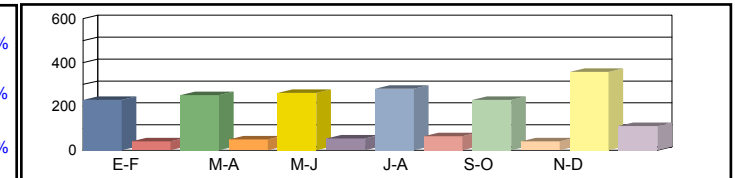
**Dirección General de Carreteras**

Ene-Feb	Mar-Abr	May-Jun	Jul-Ago	Sep-Oct	Nov-Dic	IMD
---------	---------	---------	---------	---------	---------	-----

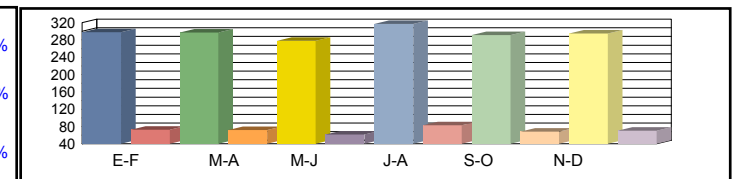
Media Domingos	00h-24h	232 15,20%	280 18,32%	264 17,27%	237 15,55%	228 14,93%	224 14,67%	244 15,99%
	06h-22h	171 11,92%	209 14,60%	202 14,09%	179 12,46%	169 11,81%	164 11,43%	182 12,72%
	08h-14h	81 11,50%	91 12,86%	79 11,10%	84 11,83%	64 9,01%	102 14,44%	84 11,79%



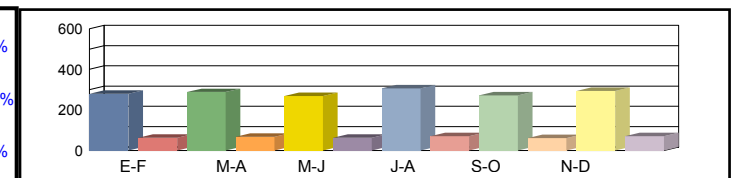
Media Sábados	00h-24h	230 15,05%	251 16,43%	262 17,16%	281 18,41%	230 15,07%	358 23,47%	269 17,60%
	06h-22h	167 11,64%	187 13,05%	201 13,99%	212 14,78%	168 11,74%	269 18,76%	201 13,99%
	08h-14h	90 12,75%	114 16,12%	105 14,86%	122 17,27%	94 13,24%	108 15,20%	106 14,91%



Media Laborales	00h-24h	298 19,54%	297 19,48%	278 18,19%	317 20,74%	291 19,04%	295 19,32%	296 19,38%
	06h-22h	225 15,69%	227 15,82%	214 14,90%	241 16,82%	219 15,29%	224 15,63%	225 15,69%
	08h-14h	120 16,98%	121 17,07%	115 16,16%	130 18,35%	127 17,88%	122 17,21%	122 17,28%



Media Diaria	00h-24h	280 18,12%	288 18,77%	269 18,72%	306 18,65%	272 18,09%	294 19,25%	<b>285 18,60%</b>
	06h-22h	209 14,53%	220 15,11%	208 15,17%	232 15,05%	204 14,52%	222 15,47%	<b>216 14,98%</b>
	08h-14h	110 15,76%	116 16,44%	107 16,00%	124 16,45%	114 15,47%	117 16,53%	<b>115 16,11%</b>



Coeficientes	N							
	L							
Coeficiente	S							

Los datos en color negro corresponden al total de vehículos y los datos en color azul corresponden a vehículos pesados (en %)



Castilla-La Mancha

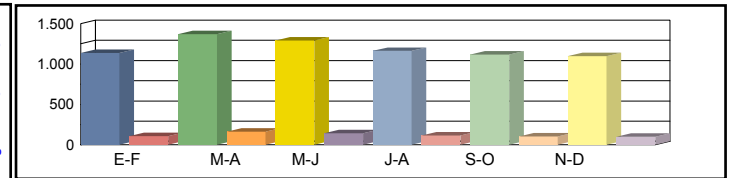
Consejería de Fomento

**Estación:** CR-229  
**Carretera:** CM-415 p.k. 20,00 **Provincia:** CIUDAD REAL  
**Ubicación:** Saceruela - Int. CR-4192  
**Año:** 2024  
**Tipo:** COBERTURA

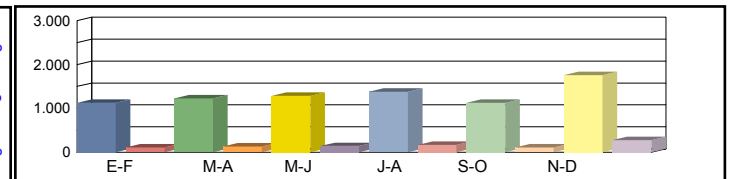
Dirección General de Carreteras

	Ene-Feb	Mar-Abr	May-Jun	Jul-Ago	Sep-Oct	Nov-Dic	IMD
--	---------	---------	---------	---------	---------	---------	-----

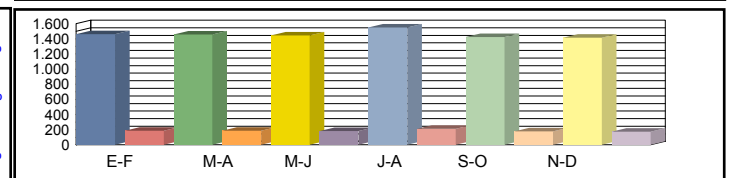
Media Domingos	00h-24h	1.137 8,82%	1.370 10,63%	1.292 10,02%	1.163 9,02%	1.116 8,66%	1.097 8,51%	1.196 9,28%
	06h-22h	1.005 7,82%	1.231 9,58%	1.187 9,24%	1.051 8,18%	995 7,75%	963 7,50%	1.072 8,34%
	08h-14h	437 6,13%	489 6,86%	422 5,92%	450 6,31%	342 4,80%	549 7,70%	448 6,28%



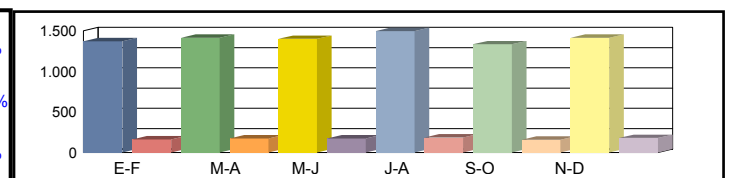
Media Sábados	00h-24h	1.125 8,73%	1.229 9,53%	1.283 9,96%	1.377 10,68%	1.127 8,74%	1.756 13,62%	1.316 10,21%
	06h-22h	981 7,63%	1.100 8,56%	1.179 9,18%	1.246 9,70%	990 7,70%	1.581 12,31%	1.180 9,18%
	08h-14h	485 6,80%	612 8,59%	564 7,92%	656 9,21%	503 7,06%	577 8,10%	566 7,94%



Media Laborales	00h-24h	1.461 11,34%	1.457 11,30%	1.445 11,21%	1.551 12,03%	1.424 11,04%	1.417 11,00%	1.459 11,32%
	06h-22h	1.322 10,29%	1.334 10,38%	1.317 10,25%	1.418 11,04%	1.289 10,03%	1.284 9,99%	1.327 10,33%
	08h-14h	645 9,05%	648 9,10%	654 9,17%	697 9,78%	679 9,53%	641 8,99%	661 9,27%



Media Diaria	00h-24h	1.370 10,52%	1.415 10,89%	1.400 10,86%	1.497 10,82%	1.333 10,49%	1.412 11,17%	<b>1.404 10,79%</b>
	06h-22h	1.229 9,53%	1.290 9,91%	1.279 9,95%	1.366 9,88%	1.198 9,53%	1.271 10,15%	<b>1.272 9,83%</b>
	08h-14h	591 8,40%	619 8,76%	608 8,53%	666 8,77%	610 8,25%	616 8,81%	<b>618 8,59%</b>



Coeficientes	N							
	L							
Coeficiente	S							

Los datos en color negro corresponden al total de vehículos y los datos en color azul corresponden a vehículos pesados (en %)





**Castilla-La Mancha**

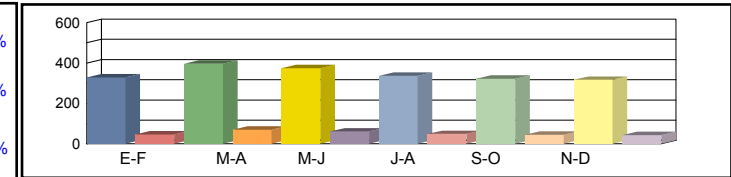
Consejería de Fomento

**Estación:** CR-229a  
**Carretera:** CM-415 p.k. 10,00 **Provincia:** CIUDAD REAL  
**Ubicación:** Int. N-430 (Puente Retama) - Saceruela  
**Año:** 2024  
**Tipo:** COBERTURA

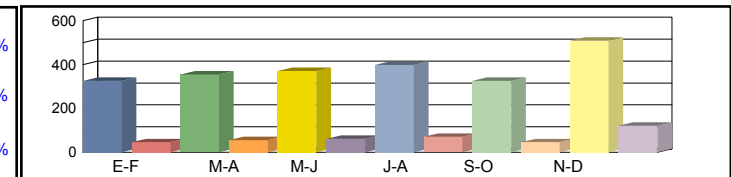
**Dirección General de Carreteras**

Ene-Feb	Mar-Abr	May-Jun	Jul-Ago	Sep-Oct	Nov-Dic	IMD
---------	---------	---------	---------	---------	---------	-----

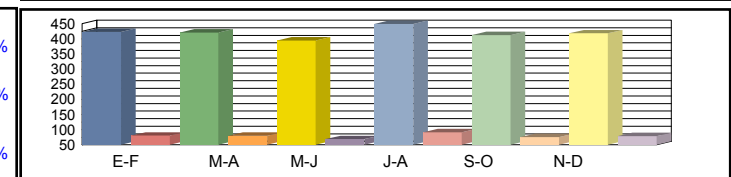
Media Domingos	00h-24h	329 <b>12,42%</b>	396 <b>14,97%</b>	374 <b>14,11%</b>	336 <b>12,71%</b>	323 <b>12,20%</b>	317 <b>11,99%</b>	346 <b>13,07%</b>
	06h-22h	275 <b>9,75%</b>	336 <b>11,94%</b>	325 <b>11,52%</b>	287 <b>10,19%</b>	272 <b>9,66%</b>	263 <b>9,34%</b>	293 <b>10,40%</b>
	08h-14h	114 <b>4,32%</b>	127 <b>4,84%</b>	110 <b>4,17%</b>	117 <b>4,45%</b>	89 <b>3,39%</b>	143 <b>5,43%</b>	117 <b>4,43%</b>



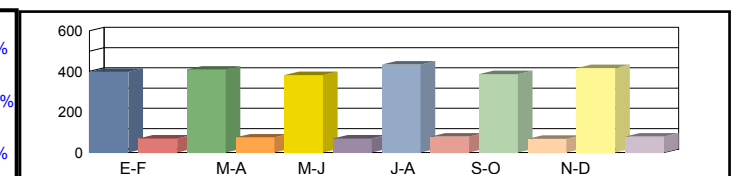
Media Sábados	00h-24h	326 <b>12,30%</b>	355 <b>13,43%</b>	371 <b>14,02%</b>	398 <b>15,05%</b>	326 <b>12,31%</b>	508 <b>19,18%</b>	381 <b>14,38%</b>
	06h-22h	268 <b>9,52%</b>	301 <b>10,67%</b>	322 <b>11,44%</b>	341 <b>12,09%</b>	270 <b>9,60%</b>	432 <b>15,34%</b>	322 <b>11,44%</b>
	08h-14h	126 <b>4,79%</b>	159 <b>6,06%</b>	147 <b>5,58%</b>	171 <b>6,49%</b>	131 <b>4,98%</b>	150 <b>5,71%</b>	147 <b>5,60%</b>



Media Laborales	00h-24h	423 <b>15,96%</b>	421 <b>15,92%</b>	394 <b>14,87%</b>	449 <b>16,95%</b>	412 <b>15,56%</b>	418 <b>15,79%</b>	420 <b>15,84%</b>
	06h-22h	361 <b>12,83%</b>	365 <b>12,94%</b>	343 <b>12,18%</b>	388 <b>13,76%</b>	352 <b>12,50%</b>	360 <b>12,78%</b>	362 <b>12,83%</b>
	08h-14h	168 <b>6,38%</b>	169 <b>6,42%</b>	160 <b>6,08%</b>	181 <b>6,90%</b>	177 <b>6,72%</b>	170 <b>6,47%</b>	171 <b>6,49%</b>



Media Diaria	00h-24h	397 <b>14,81%</b>	409 <b>15,33%</b>	382 <b>15,30%</b>	433 <b>15,24%</b>	386 <b>14,78%</b>	416 <b>15,73%</b>	<b>404 15,20%</b>
	06h-22h	336 <b>11,88%</b>	353 <b>12,36%</b>	333 <b>12,41%</b>	374 <b>12,31%</b>	327 <b>11,88%</b>	356 <b>12,65%</b>	<b>346 12,25%</b>
	08h-14h	154 <b>5,92%</b>	161 <b>6,18%</b>	149 <b>6,02%</b>	173 <b>6,18%</b>	159 <b>5,82%</b>	163 <b>6,21%</b>	<b>160 6,06%</b>



Coeficientes	N							
	L							
Coeficiente	S							

Los datos en color negro corresponden al total de vehículos y los datos en color azul corresponden a vehículos pesados (en %)



Castilla-La Mancha

Consejería de Fomento

**Estación:** CR-22a  
**Carretera:** CM-3129 p.k. 29,00 **Provincia:** CIUDAD REAL  
**Ubicación:** Villanueva de los Infantes - Cózar  
**Año:** 2024  
**Tipo:** COBERTURA

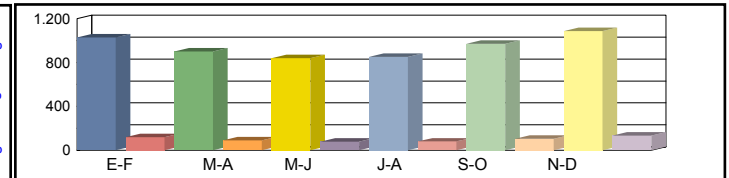
Dirección General de Carreteras

	Ene-Feb	Mar-Abr	May-Jun	Jul-Ago	Sep-Oct	Nov-Dic	IMD
--	---------	---------	---------	---------	---------	---------	-----

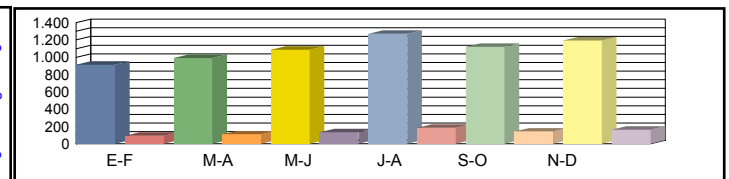
Media Domingos	00h-24h	1.129 11,39%	1.175 11,86%	1.257 12,69%	1.709 17,24%	1.326 13,38%	973 9,82%	1.262 12,73%
	06h-22h	1.021 9,00%	1.065 9,39%	1.141 10,05%	1.603 14,12%	1.209 10,65%	895 7,88%	1.156 10,18%
	08h-14h	208 6,87%	357 11,81%	376 12,42%	292 9,64%	268 8,85%	317 10,48%	303 10,01%



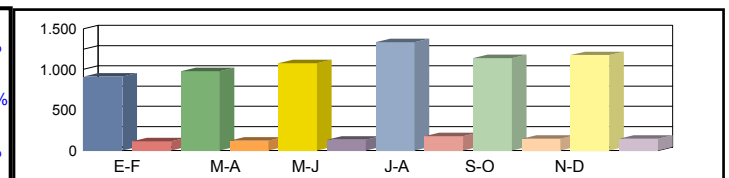
Media Sábados	00h-24h	1.030 10,39%	902 9,10%	841 8,48%	851 8,59%	970 9,79%	1.087 10,96%	947 9,55%
	06h-22h	960 8,46%	810 7,14%	739 6,51%	729 6,42%	875 7,71%	991 8,73%	851 7,49%
	08h-14h	525 17,36%	303 10,00%	295 9,73%	363 11,99%	480 15,86%	499 16,48%	411 13,57%



Media Laborales	00h-24h	913 9,21%	990 9,99%	1.086 10,96%	1.270 12,82%	1.121 11,31%	1.194 12,05%	1.096 11,06%
	06h-22h	820 7,23%	897 7,90%	988 8,70%	1.142 10,06%	1.050 9,25%	1.086 9,57%	997 8,78%
	08h-14h	330 10,90%	330 10,92%	369 12,20%	451 14,91%	362 11,97%	391 12,94%	372 12,30%



Media Diaria	00h-24h	911 10,94%	978 10,82%	1.075 10,85%	1.335 11,52%	1.139 11,14%	1.176 10,80%	1.102 11,01%
	06h-22h	821 8,71%	884 8,58%	974 8,58%	1.201 9,15%	1.066 8,84%	1.072 8,59%	1.003 8,74%
	08h-14h	329 12,17%	320 11,83%	359 11,88%	436 11,80%	363 12,24%	403 12,56%	368 12,08%



Coeficientes	N						
	L						
Coeficiente	S						

Los datos en color negro corresponden al total de vehículos y los datos en color azul corresponden a vehículos pesados (en %)



**Castilla-La Mancha**

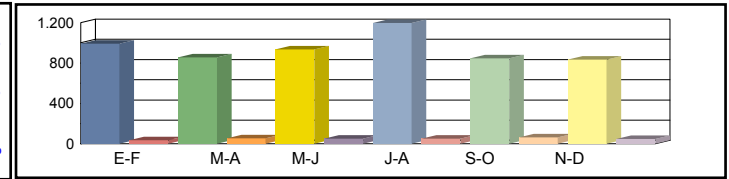
Consejería de Fomento

**Estación:** CR-22c  
**Carretera:** CM-3127 p.k. 32,10 **Provincia:** CIUDAD REAL  
**Ubicación:** Villanueva de los Infantes - Int. CR-641 (Montiel)  
**Año:** 2024  
**Tipo:** PRIMARIA

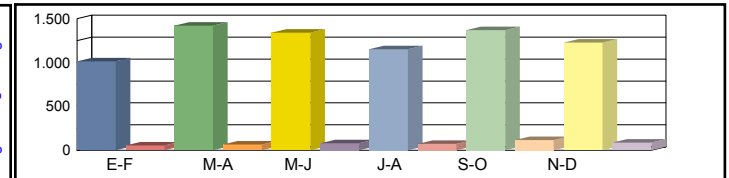
**Dirección General de Carreteras**

Ene-Feb	Mar-Abr	May-Jun	Jul-Ago	Sep-Oct	Nov-Dic	IMD
---------	---------	---------	---------	---------	---------	-----

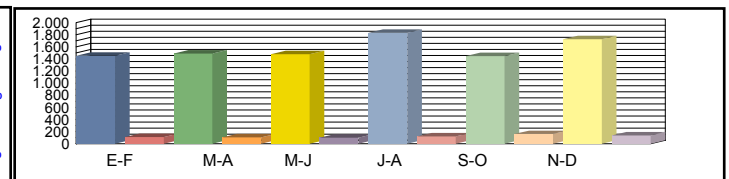
Media Domingos	00h-24h	992 <b>3,63%</b>	857 <b>6,07%</b>	935 <b>5,13%</b>	1.197 <b>4,18%</b>	847 <b>7,20%</b>	835 <b>5,51%</b>	944 <b>5,29%</b>
	06h-22h	867 <b>2,31%</b>	750 <b>4,93%</b>	840 <b>4,29%</b>	1.005 <b>2,89%</b>	786 <b>5,47%</b>	713 <b>4,49%</b>	827 <b>4,06%</b>
	08h-14h	302 <b>1,66%</b>	344 <b>5,81%</b>	357 <b>5,32%</b>	406 <b>3,69%</b>	260 <b>5,77%</b>	203 <b>4,93%</b>	312 <b>4,53%</b>



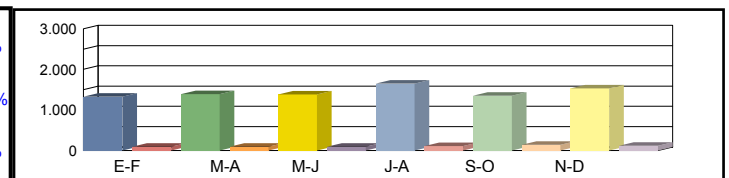
Media Sábados	00h-24h	1.015 <b>5,22%</b>	1.419 <b>4,51%</b>	1.341 <b>5,52%</b>	1.153 <b>5,98%</b>	1.370 <b>7,81%</b>	1.227 <b>6,68%</b>	1.254 <b>5,95%</b>
	06h-22h	889 <b>4,27%</b>	1.341 <b>3,88%</b>	1.247 <b>4,73%</b>	970 <b>5,36%</b>	1.271 <b>6,77%</b>	1.105 <b>5,70%</b>	1.137 <b>5,12%</b>
	08h-14h	415 <b>0,96%</b>	413 <b>6,30%</b>	422 <b>7,58%</b>	498 <b>2,41%</b>	697 <b>6,03%</b>	550 <b>4,91%</b>	499 <b>4,70%</b>



Media Laborales	00h-24h	1.453 <b>7,23%</b>	1.488 <b>6,72%</b>	1.478 <b>6,50%</b>	1.834 <b>6,27%</b>	1.450 <b>10,07%</b>	1.728 <b>7,47%</b>	1.572 <b>7,37%</b>
	06h-22h	1.355 <b>6,05%</b>	1.383 <b>5,93%</b>	1.376 <b>5,74%</b>	1.666 <b>5,64%</b>	1.331 <b>8,56%</b>	1.614 <b>6,38%</b>	1.454 <b>6,39%</b>
	08h-14h	642 <b>6,70%</b>	601 <b>6,16%</b>	583 <b>5,66%</b>	772 <b>5,18%</b>	551 <b>8,35%</b>	719 <b>5,70%</b>	645 <b>6,29%</b>



Media Diaria	00h-24h	1.325 <b>6,64%</b>	1.388 <b>6,34%</b>	1.381 <b>6,23%</b>	1.646 <b>6,01%</b>	1.352 <b>9,47%</b>	1.528 <b>7,20%</b>	<b>1.437</b> <b>6,98%</b>
	06h-22h	1.219 <b>5,50%</b>	1.286 <b>5,52%</b>	1.281 <b>5,46%</b>	1.473 <b>5,36%</b>	1.245 <b>8,03%</b>	1.413 <b>6,16%</b>	<b>1.320</b> <b>6,01%</b>
	08h-14h	561 <b>5,70%</b>	538 <b>6,13%</b>	528 <b>5,87%</b>	680 <b>4,71%</b>	530 <b>7,74%</b>	621 <b>5,64%</b>	<b>576</b> <b>5,96%</b>



Coeficientes	N	1,07232	1,07592	1,07413	1,10084	1,08941	1,07063	
	L	1,08190	1,05645	1,06360	0,85714	1,08414	0,90972	
Coeficiente	S							0,91403

Los datos en color negro corresponden al total de vehículos y los datos en color azul corresponden a vehículos pesados (en %)



Castilla-La Mancha

Consejería de Fomento

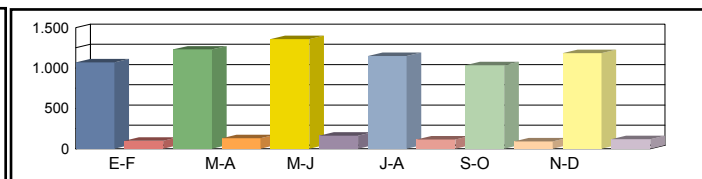
**Estación:** CR-22d  
**Carretera:** CM-412 p.k. 126,00 **Provincia:** CIUDAD REAL  
**Ubicación:** Villanueva de los Infantes - Villahermosa  
**Año:** 2024  
**Tipo:** COBERTURA

Dirección General de Carreteras

	Ene-Feb	Mar-Abr	May-Jun	Jul-Ago	Sep-Oct	Nov-Dic	IMD
--	---------	---------	---------	---------	---------	---------	-----

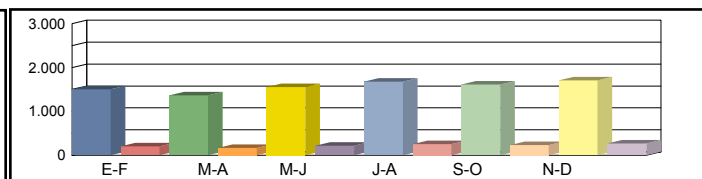
Media 00h-24h  
 Domingos 06h-22h  
 08h-14h

1.071	8,45%	1.230	9,71%	1.360	10,74%	1.151	9,09%	1.035	8,17%	1.183	9,34%	1.172	9,25%
938	7,73%	1.141	9,40%	1.286	10,59%	999	8,23%	857	7,06%	1.082	8,91%	1.050	8,65%
308	4,73%	579	8,91%	625	9,61%	463	7,12%	310	4,77%	388	5,97%	446	6,85%



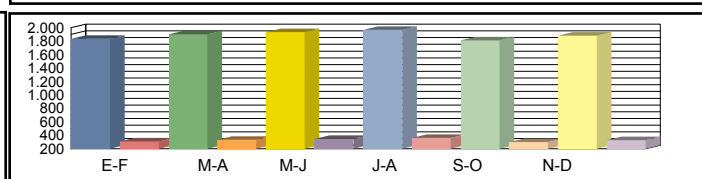
Media 00h-24h  
 Sábados 06h-22h  
 08h-14h

1.501	11,85%	1.367	10,79%	1.555	12,28%	1.675	13,22%	1.613	12,74%	1.710	13,50%	1.570	12,40%
1.405	11,58%	1.266	10,43%	1.432	11,80%	1.555	12,81%	1.469	12,10%	1.615	13,30%	1.457	12,00%
663	10,20%	556	8,56%	625	9,62%	826	12,70%	646	9,94%	802	12,34%	686	10,56%



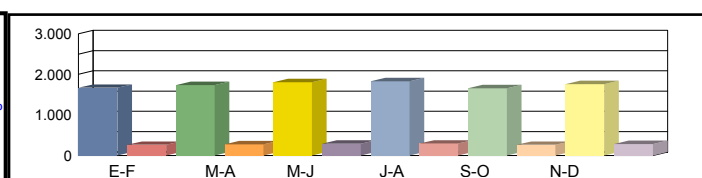
Media 00h-24h  
 Laborales 06h-22h  
 08h-14h

1.833	14,47%	1.900	15,00%	1.932	15,25%	1.967	15,53%	1.810	14,29%	1.880	14,84%	1.887	14,90%
1.755	14,46%	1.807	14,89%	1.837	15,13%	1.830	15,08%	1.735	14,30%	1.790	14,75%	1.792	14,77%
870	13,37%	906	13,93%	916	14,08%	810	12,45%	818	12,58%	861	13,24%	864	13,28%



Media 00h-24h  
 Diaria 06h-22h  
 08h-14h

1.668	13,50%	1.732	13,53%	1.808	13,89%	1.827	13,79%	1.657	13,59%	1.756	13,86%	1.741	13,69%
1.582	13,29%	1.638	13,37%	1.711	13,73%	1.680	13,54%	1.561	13,27%	1.664	13,71%	1.639	13,49%
762	11,59%	818	11,95%	844	12,20%	752	12,29%	714	11,56%	785	12,07%	779	11,94%



Coeficientes N  
 L  
 Coeficiente S


Los datos en color negro corresponden al total de vehículos y los datos en color azul corresponden a vehículos pesados (en %)



Castilla-La Mancha

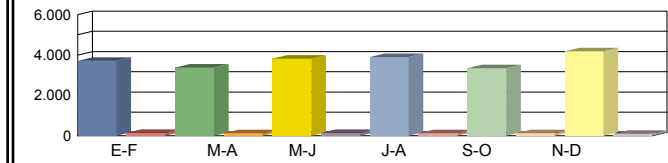
Consejería de Fomento

**Estación:** CR-23  
**Carretera:** CM-400a p.k. 1,25 **Provincia:** CIUDAD REAL  
**Ubicación:** Enlace CM-42 -Tomelloso  
**Año:** 2024  
**Tipo:** PRIMARIA

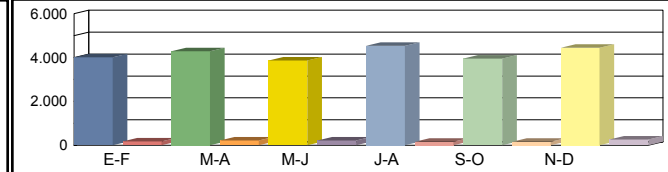
Dirección General de Carreteras

Ene-Feb	Mar-Abr	May-Jun	Jul-Ago	Sep-Oct	Nov-Dic	IMD
---------	---------	---------	---------	---------	---------	-----

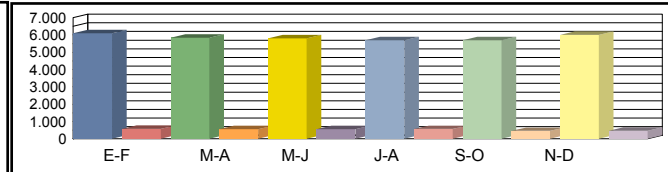
Media Domingos	00h-24h	3.720 <b>3,92%</b>	3.388 <b>3,87%</b>	3.827 <b>3,81%</b>	3.899 <b>3,18%</b>	3.356 <b>3,84%</b>	4.194 <b>2,22%</b>	3.731 <b>3,47%</b>
	06h-22h	3.259 <b>3,90%</b>	2.735 <b>4,39%</b>	3.175 <b>4,35%</b>	3.151 <b>2,92%</b>	2.937 <b>3,68%</b>	3.640 <b>2,09%</b>	3.150 <b>3,55%</b>
	08h-14h	823 <b>4,62%</b>	767 <b>3,65%</b>	846 <b>5,56%</b>	1.442 <b>2,29%</b>	810 <b>4,20%</b>	1.172 <b>2,22%</b>	977 <b>3,75%</b>



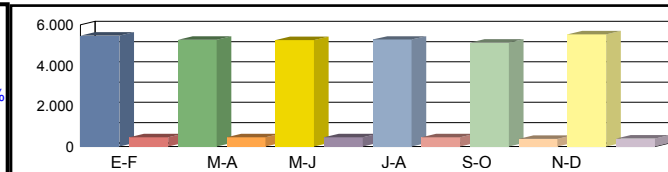
Media Sábados	00h-24h	4.014 <b>4,01%</b>	4.289 <b>4,71%</b>	3.859 <b>5,29%</b>	4.527 <b>3,42%</b>	3.958 <b>3,97%</b>	4.444 <b>5,56%</b>	4.182 <b>4,49%</b>
	06h-22h	3.420 <b>3,63%</b>	3.757 <b>4,02%</b>	3.329 <b>4,63%</b>	4.019 <b>3,33%</b>	3.373 <b>3,23%</b>	4.012 <b>5,31%</b>	3.652 <b>4,02%</b>
	08h-14h	1.498 <b>4,41%</b>	1.858 <b>2,26%</b>	1.593 <b>3,20%</b>	1.684 <b>2,91%</b>	1.673 <b>2,57%</b>	1.960 <b>5,00%</b>	1.711 <b>3,39%</b>



Media Laborales	00h-24h	6.100 <b>8,56%</b>	5.835 <b>8,79%</b>	5.803 <b>8,81%</b>	5.694 <b>9,08%</b>	5.698 <b>7,44%</b>	6.010 <b>7,22%</b>	5.857 <b>8,32%</b>
	06h-22h	5.629 <b>8,58%</b>	5.426 <b>8,74%</b>	5.390 <b>8,79%</b>	5.105 <b>9,56%</b>	5.369 <b>7,30%</b>	5.581 <b>7,08%</b>	5.417 <b>8,34%</b>
	08h-14h	2.264 <b>11,13%</b>	2.162 <b>11,52%</b>	2.175 <b>12,37%</b>	1.961 <b>11,42%</b>	2.058 <b>9,57%</b>	2.115 <b>9,74%</b>	2.122 <b>10,96%</b>



Media Diaria	00h-24h	5.461 <b>7,62%</b>	5.265 <b>7,86%</b>	5.243 <b>7,92%</b>	5.270 <b>7,76%</b>	5.115 <b>6,73%</b>	5.527 <b>6,50%</b>	<b>5.314</b> <b>7,40%</b>
	06h-22h	4.975 <b>7,66%</b>	4.803 <b>7,85%</b>	4.779 <b>7,95%</b>	4.671 <b>8,16%</b>	4.736 <b>6,57%</b>	5.079 <b>6,36%</b>	<b>4.840</b> <b>7,42%</b>
	08h-14h	1.949 <b>10,01%</b>	1.919 <b>9,80%</b>	1.902 <b>10,83%</b>	1.847 <b>9,31%</b>	1.825 <b>8,33%</b>	1.958 <b>8,43%</b>	<b>1.900</b> <b>9,45%</b>



Coeficientes	N	1,08367	1,07538	1,07662	1,11538	1,06128	1,07687	
	L	0,96016	1,00377	1,00931	1,02863	1,02790	0,97454	
Coeficiente	S							0,90729

Los datos en color negro corresponden al total de vehículos y los datos en color azul corresponden a vehículos pesados (en %)



**Castilla-La Mancha**

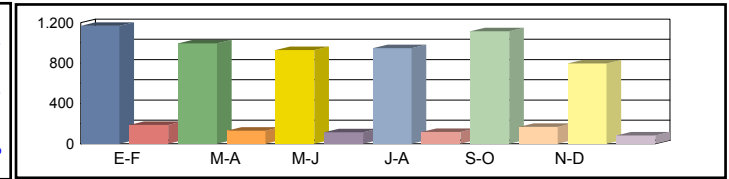
Consejería de Fomento

**Estación:** CR-230  
**Carretera:** CM-4115 p.k. 14,00 **Provincia:** CIUDAD REAL  
**Ubicación:** Villamayor de Calatrava - Almodóvar de Campo  
**Año:** 2024  
**Tipo:** COBERTURA

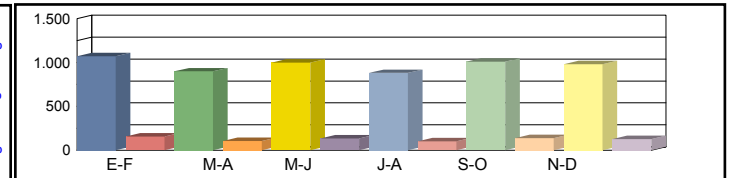
**Dirección General de Carreteras**

Ene-Feb	Mar-Abr	May-Jun	Jul-Ago	Sep-Oct	Nov-Dic	IMD
---------	---------	---------	---------	---------	---------	-----

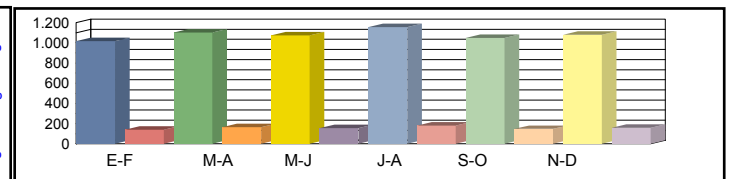
Media	00h-24h	1.168 13,77%	995 11,73%	929 10,95%	948 11,18%	1.114 13,13%	796 9,39%	992 11,69%
Domingos	06h-22h	1.015 11,85%	845 9,87%	806 9,41%	819 9,56%	961 11,23%	683 7,97%	855 9,98%
	08h-14h	325 6,70%	225 4,64%	297 6,14%	300 6,19%	287 5,93%	363 7,50%	300 6,18%



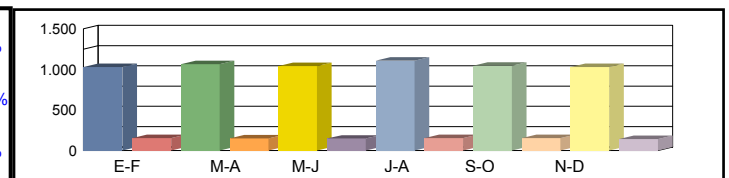
Media	00h-24h	1.072 12,64%	899 10,59%	998 11,77%	881 10,39%	1.011 11,92%	981 11,56%	974 11,48%
Sábados	06h-22h	907 10,59%	735 8,58%	833 9,73%	735 8,58%	833 9,72%	860 10,04%	817 9,54%
	08h-14h	437 9,02%	349 7,21%	408 8,42%	392 8,09%	384 7,93%	399 8,24%	395 8,15%



Media	00h-24h	1.017 11,99%	1.102 12,99%	1.074 12,66%	1.156 13,63%	1.048 12,36%	1.080 12,74%	1.080 12,73%
Laborales	06h-22h	879 10,27%	962 11,24%	930 10,86%	1.009 11,79%	909 10,62%	916 10,70%	934 10,91%
	08h-14h	399 8,24%	507 10,48%	451 9,31%	506 10,44%	417 8,61%	445 9,19%	454 9,38%



Media	00h-24h	1.029 12,82%	1.065 12,23%	1.042 12,29%	1.107 12,13%	1.045 12,62%	1.027 12,04%	1.052 12,36%
Diaria	06h-22h	887 10,96%	921 10,39%	898 10,49%	961 10,35%	900 10,75%	871 10,33%	906 10,55%
	08h-14h	381 8,90%	454 8,35%	423 8,73%	472 8,69%	387 8,63%	425 8,90%	424 8,70%



Coeficientes	N							
	L							
Coeficiente	S							

Los datos en color negro corresponden al total de vehículos y los datos en color azul corresponden a vehículos pesados (en %)



Castilla-La Mancha

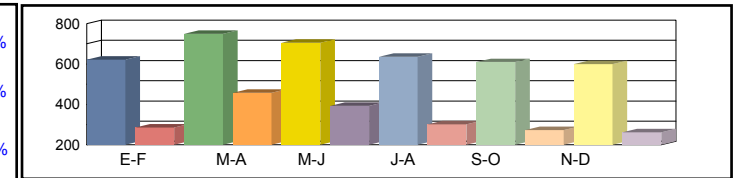
Consejería de Fomento

**Estación:** CR-231  
**Carretera:** CM-4202 p.k. 2,00 **Provincia:** CIUDAD REAL  
**Ubicación:** Int. N-420 - Int CM-4201 (Bienvenida)  
**Año:** 2024  
**Tipo:** COBERTURA

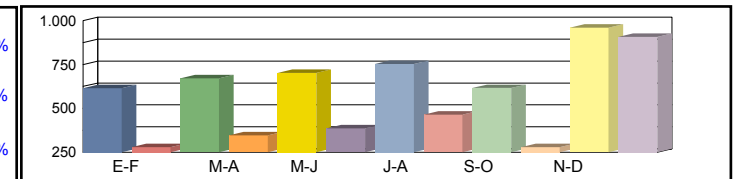
Dirección General de Carreteras

	Ene-Feb	Mar-Abr	May-Jun	Jul-Ago	Sep-Oct	Nov-Dic	IMD
--	---------	---------	---------	---------	---------	---------	-----

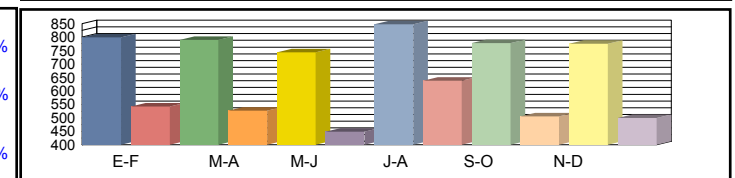
Media Domingos	00h-24h	622 31,47%	749 37,92%	706 35,76%	636 32,19%	610 30,90%	600 30,37%	654 33,10%
	06h-22h	568 29,33%	695 35,93%	671 34,65%	593 30,66%	562 29,05%	544 28,11%	606 31,29%
	08h-14h	257 29,32%	288 32,80%	248 28,31%	265 30,18%	201 22,97%	323 36,82%	264 30,07%



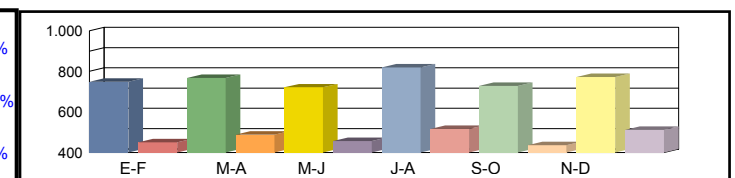
Media Sábados	00h-24h	615 31,15%	672 34,01%	702 35,53%	753 38,12%	616 31,19%	960 48,60%	720 36,43%
	06h-22h	554 28,63%	621 32,10%	666 34,42%	704 36,36%	559 28,88%	893 46,15%	666 34,42%
	08h-14h	285 32,52%	360 41,10%	332 37,89%	386 44,04%	296 33,76%	340 38,75%	333 38,01%



Media Laborales	00h-24h	799 40,44%	790 40,00%	744 37,66%	848 42,93%	778 39,41%	775 39,23%	789 39,95%
	06h-22h	747 38,59%	744 38,44%	709 36,65%	801 41,39%	728 37,62%	725 37,47%	742 38,36%
	08h-14h	380 43,30%	385 43,90%	362 41,22%	410 46,80%	400 45,61%	377 43,00%	386 43,97%



Media Diaria	00h-24h	749 37,52%	767 38,85%	721 38,75%	819 38,62%	728 37,44%	772 39,85%	759 38,51%
	06h-22h	694 35,74%	720 37,18%	688 37,33%	772 37,03%	677 35,73%	718 38,07%	712 36,85%
	08h-14h	348 40,19%	368 41,91%	337 40,81%	392 41,96%	360 39,46%	362 42,15%	361 41,08%



Coeficientes	N						
	L						
Coeficiente	S						

Los datos en color negro corresponden al total de vehículos y los datos en color azul corresponden a vehículos pesados (en %)



Castilla-La Mancha

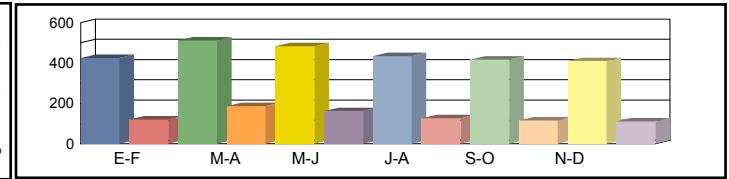
Consejería de Fomento

**Estación:** CR-231b  
**Carretera:** CM-4201 p.k. 2,20 **Provincia:** CIUDAD REAL  
**Ubicación:** Int. CM-4202 - Límite Provincia con Córdoba  
**Año:** 2024  
**Tipo:** COBERTURA

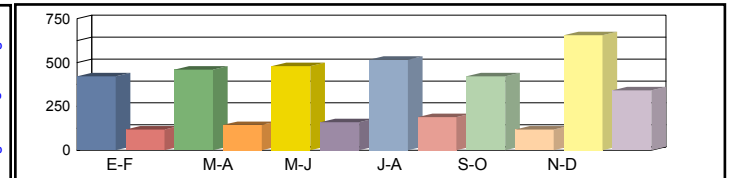
Dirección General de Carreteras

	Ene-Feb	Mar-Abr	May-Jun	Jul-Ago	Sep-Oct	Nov-Dic	IMD
--	---------	---------	---------	---------	---------	---------	-----

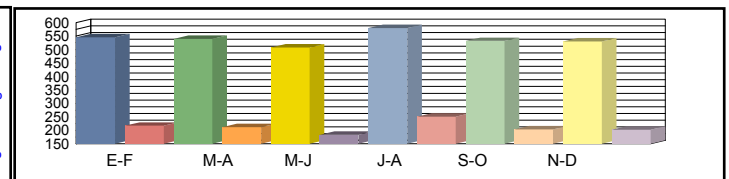
Media Domingos	00h-24h	425 <b>22,15%</b>	512 <b>26,69%</b>	483 <b>25,16%</b>	435 <b>22,65%</b>	417 <b>21,74%</b>	410 <b>21,37%</b>	447 <b>23,29%</b>
	06h-22h	365 <b>19,95%</b>	447 <b>24,44%</b>	431 <b>23,57%</b>	381 <b>20,86%</b>	361 <b>19,76%</b>	350 <b>19,12%</b>	389 <b>21,29%</b>
	08h-14h	180 <b>15,89%</b>	201 <b>17,78%</b>	173 <b>15,34%</b>	185 <b>16,36%</b>	141 <b>12,45%</b>	226 <b>19,96%</b>	184 <b>16,30%</b>



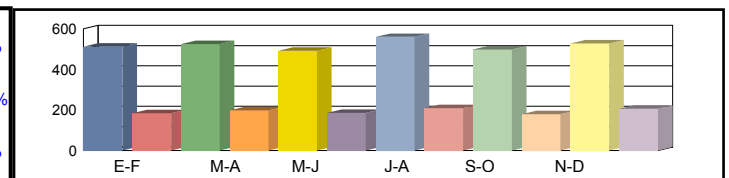
Media Sábados	00h-24h	421 <b>21,92%</b>	459 <b>23,93%</b>	480 <b>25,00%</b>	515 <b>26,83%</b>	421 <b>21,95%</b>	656 <b>34,20%</b>	492 <b>25,64%</b>
	06h-22h	356 <b>19,48%</b>	399 <b>21,83%</b>	428 <b>23,42%</b>	452 <b>24,74%</b>	359 <b>19,65%</b>	574 <b>31,39%</b>	428 <b>23,42%</b>
	08h-14h	199 <b>17,63%</b>	252 <b>22,28%</b>	232 <b>20,53%</b>	270 <b>23,87%</b>	207 <b>18,30%</b>	237 <b>21,00%</b>	233 <b>20,60%</b>



Media Laborales	00h-24h	546 <b>28,46%</b>	540 <b>28,15%</b>	508 <b>26,50%</b>	580 <b>30,21%</b>	532 <b>27,73%</b>	530 <b>27,61%</b>	539 <b>28,11%</b>
	06h-22h	480 <b>26,25%</b>	478 <b>26,15%</b>	456 <b>24,93%</b>	515 <b>28,16%</b>	468 <b>25,59%</b>	466 <b>25,49%</b>	477 <b>26,10%</b>
	08h-14h	265 <b>23,47%</b>	269 <b>23,79%</b>	253 <b>22,34%</b>	287 <b>25,36%</b>	279 <b>24,72%</b>	264 <b>23,31%</b>	270 <b>23,83%</b>



Media Diaria	00h-24h	512 <b>26,40%</b>	524 <b>27,34%</b>	492 <b>27,27%</b>	560 <b>27,17%</b>	498 <b>26,35%</b>	528 <b>28,04%</b>	<b>519</b> <b>27,10%</b>
	06h-22h	446 <b>24,31%</b>	462 <b>25,29%</b>	443 <b>25,39%</b>	496 <b>25,19%</b>	435 <b>24,31%</b>	461 <b>25,90%</b>	<b>457</b> <b>25,07%</b>
	08h-14h	243 <b>21,78%</b>	257 <b>22,72%</b>	235 <b>22,12%</b>	274 <b>22,74%</b>	251 <b>21,39%</b>	254 <b>22,85%</b>	<b>252</b> <b>22,27%</b>



Coeficientes	N							
	L							
Coeficiente	S							

Los datos en color negro corresponden al total de vehículos y los datos en color azul corresponden a vehículos pesados (en %)





Castilla-La Mancha

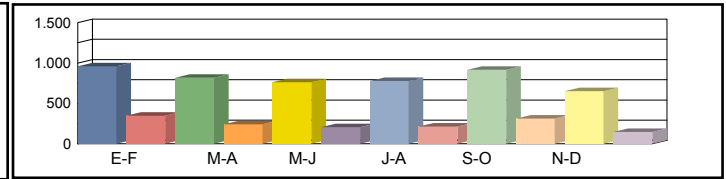
Consejería de Fomento

**Estación:** CR-232  
**Carretera:** CM-4115 p.k. 21,00 **Provincia:** CIUDAD REAL  
**Ubicación:** Almodóvar del Campo - Int.N-420 (Brazatortas)  
**Año:** 2024  
**Tipo:** COBERTURA

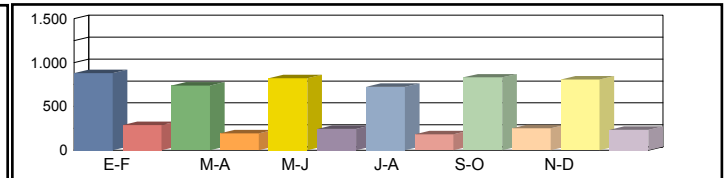
Dirección General de Carreteras

	Ene-Feb	Mar-Abr	May-Jun	Jul-Ago	Sep-Oct	Nov-Dic	IMD
--	---------	---------	---------	---------	---------	---------	-----

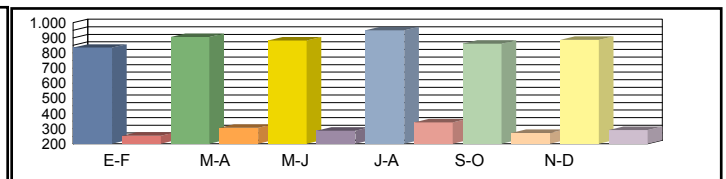
Media Domingos	00h-24h	959 <b>26,75%</b>	817 <b>22,79%</b>	763 <b>21,28%</b>	779 <b>21,72%</b>	915 <b>25,51%</b>	654 <b>18,24%</b>	814 <b>22,72%</b>
	06h-22h	869 <b>24,91%</b>	724 <b>20,75%</b>	690 <b>19,78%</b>	702 <b>20,11%</b>	824 <b>23,60%</b>	585 <b>16,77%</b>	732 <b>20,99%</b>
	08h-14h	356 <b>17,05%</b>	246 <b>11,81%</b>	326 <b>15,62%</b>	328 <b>15,74%</b>	314 <b>15,07%</b>	398 <b>19,06%</b>	328 <b>15,73%</b>



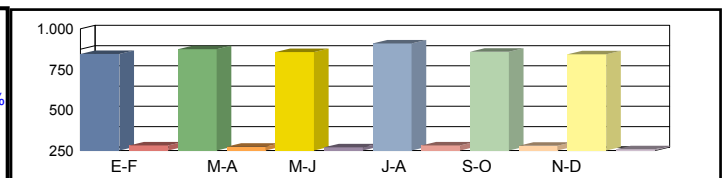
Media Sábados	00h-24h	880 <b>24,55%</b>	738 <b>20,59%</b>	820 <b>22,87%</b>	724 <b>20,19%</b>	830 <b>23,16%</b>	805 <b>22,47%</b>	800 <b>22,30%</b>
	06h-22h	777 <b>22,27%</b>	630 <b>18,05%</b>	714 <b>20,46%</b>	629 <b>18,04%</b>	714 <b>20,45%</b>	737 <b>21,12%</b>	700 <b>20,06%</b>
	08h-14h	478 <b>22,93%</b>	383 <b>18,34%</b>	446 <b>21,40%</b>	429 <b>20,57%</b>	421 <b>20,17%</b>	437 <b>20,95%</b>	432 <b>20,73%</b>



Media Laborales	00h-24h	835 <b>23,31%</b>	905 <b>25,24%</b>	882 <b>24,60%</b>	949 <b>26,48%</b>	861 <b>24,02%</b>	887 <b>24,75%</b>	886 <b>24,73%</b>
	06h-22h	753 <b>21,59%</b>	825 <b>23,63%</b>	797 <b>22,84%</b>	865 <b>24,78%</b>	779 <b>22,33%</b>	785 <b>22,50%</b>	801 <b>22,94%</b>
	08h-14h	437 <b>20,95%</b>	556 <b>26,65%</b>	494 <b>23,68%</b>	554 <b>26,55%</b>	457 <b>21,89%</b>	488 <b>23,38%</b>	498 <b>23,85%</b>



Media Diaria	00h-24h	845 <b>24,90%</b>	874 <b>23,77%</b>	856 <b>23,88%</b>	909 <b>23,56%</b>	858 <b>24,53%</b>	843 <b>23,39%</b>	<b>864</b> <b>24,01%</b>
	06h-22h	760 <b>23,05%</b>	790 <b>21,85%</b>	770 <b>22,06%</b>	824 <b>21,76%</b>	771 <b>22,60%</b>	747 <b>21,72%</b>	<b>777</b> <b>22,18%</b>
	08h-14h	418 <b>22,63%</b>	498 <b>21,22%</b>	463 <b>22,21%</b>	517 <b>22,10%</b>	424 <b>21,95%</b>	466 <b>22,63%</b>	<b>464</b> <b>22,12%</b>



Coeficientes	N							
	L							
Coeficiente	S							

Los datos en color negro corresponden al total de vehículos y los datos en color azul corresponden a vehículos pesados (en %)



Castilla-La Mancha

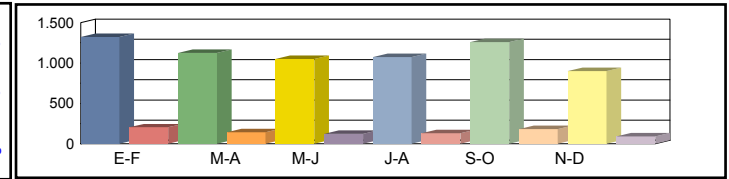
Consejería de Fomento

**Estación:** CR-233  
**Carretera:** CM-4115 p.k. 6,00 **Provincia:** CIUDAD REAL  
**Ubicación:** Int. N-420 - Villamayor de Calatrava  
**Año:** 2024  
**Tipo:** COBERTURA

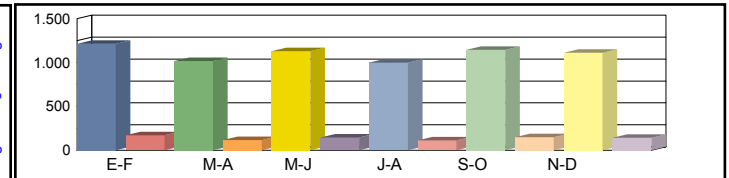
Dirección General de Carreteras

Ene-Feb	Mar-Abr	May-Jun	Jul-Ago	Sep-Oct	Nov-Dic	IMD
---------	---------	---------	---------	---------	---------	-----

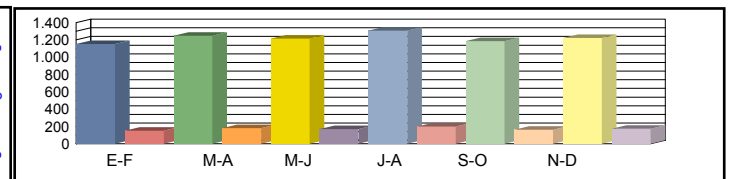
Media	00h-24h	1.322 13,41%	1.127 11,43%	1.052 10,67%	1.074 10,89%	1.261 12,79%	902 9,15%	1.123 11,39%
Domingos	06h-22h	1.194 11,36%	995 9,46%	948 9,02%	964 9,17%	1.132 10,76%	804 7,64%	1.006 9,57%
	08h-14h	369 8,56%	256 5,93%	338 7,84%	341 7,90%	327 7,57%	413 9,57%	341 7,90%



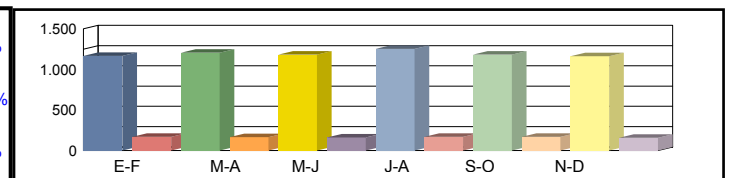
Media	00h-24h	1.213 12,31%	1.017 10,32%	1.130 11,47%	998 10,12%	1.145 11,61%	1.110 11,27%	1.102 11,18%
Sábados	06h-22h	1.068 10,16%	865 8,23%	981 9,33%	865 8,22%	981 9,32%	1.013 9,63%	962 9,15%
	08h-14h	497 11,51%	397 9,21%	464 10,75%	445 10,33%	437 10,13%	454 10,52%	449 10,41%



Media	00h-24h	1.152 11,68%	1.248 12,66%	1.216 12,34%	1.309 13,28%	1.187 12,04%	1.223 12,41%	1.222 12,40%
Laborales	06h-22h	1.035 9,84%	1.133 10,77%	1.095 10,41%	1.188 11,30%	1.071 10,18%	1.079 10,26%	1.100 10,46%
	08h-14h	454 10,52%	577 13,38%	513 11,89%	575 13,33%	474 10,99%	506 11,74%	516 11,97%



Media	00h-24h	1.166 12,49%	1.206 11,92%	1.180 11,97%	1.254 11,81%	1.183 12,30%	1.163 11,73%	1.192 12,04%
Diaria	06h-22h	1.045 10,51%	1.084 9,96%	1.058 10,06%	1.132 9,92%	1.060 10,31%	1.026 9,90%	1.068 10,11%
	08h-14h	434 11,36%	517 10,66%	481 11,15%	537 11,10%	439 11,02%	484 11,36%	482 11,11%



Coeficientes	N							
	L							

Coeficiente	S		
-------------	---	--	--

Los datos en color negro corresponden al total de vehículos y los datos en color azul corresponden a vehículos pesados (en %)



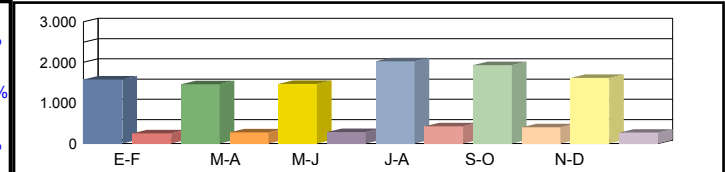
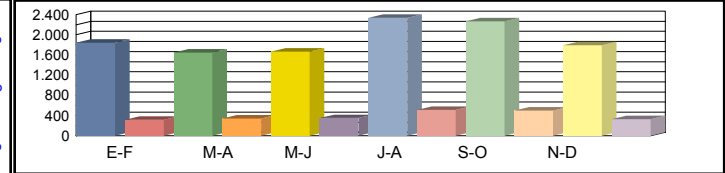
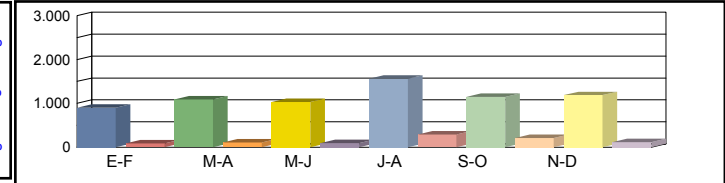
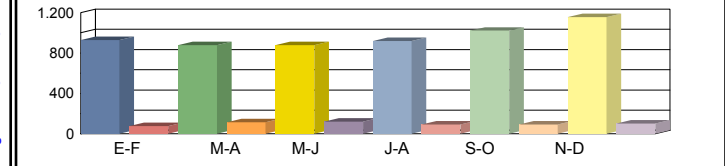
Castilla-La Mancha

Consejería de Fomento

**Estación:** CR-234  
**Carretera:** CM-3107 p.k. 27,34 **Provincia:** CIUDAD REAL  
**Ubicación:** Int. CM-3113 - Manzanares  
**Año:** 2024  
**Tipo:** PRIMARIA

Dirección General de Carreteras

	Ene-Feb	Mar-Abr	May-Jun	Jul-Ago	Sep-Oct	Nov-Dic	IMD
--	---------	---------	---------	---------	---------	---------	-----



Media	00h-24h	928	7,76%	878	11,50%	878	12,07%	920	9,24%	1.022	8,41%	1.156	8,22%	964	9,53%
Domingos	06h-22h	811	6,04%	744	10,62%	755	10,33%	783	9,32%	942	7,64%	1.024	7,71%	843	8,61%
	08h-14h	190	6,84%	186	12,90%	202	10,89%	288	8,33%	354	8,47%	363	6,61%	264	9,01%

Media	00h-24h	898	8,91%	1.088	8,92%	1.032	8,53%	1.565	15,53%	1.146	15,36%	1.188	8,92%	1.153	11,03%
Sábados	06h-22h	774	6,33%	941	8,71%	897	8,47%	1.398	16,02%	1.051	14,37%	1.098	8,01%	1.026	10,32%
	08h-14h	289	9,34%	405	11,36%	397	10,58%	734	21,66%	512	16,21%	397	2,77%	456	11,99%

Media	00h-24h	1.845	14,58%	1.651	17,32%	1.670	17,43%	2.340	17,95%	2.268	18,08%	1.795	15,65%	1.928	16,83%
Laborales	06h-22h	1.730	13,82%	1.537	16,98%	1.541	16,87%	2.097	18,55%	2.169	18,03%	1.698	15,31%	1.795	16,59%
	08h-14h	806	14,27%	688	18,60%	706	17,99%	979	19,10%	862	20,53%	667	18,14%	785	18,11%

Media	00h-24h	1.579	13,55%	1.459	15,90%	1.466	16,10%	2.026	17,13%	1.931	17,14%	1.616	14,17%	<b>1.680</b>	15,67%
Diaria	06h-22h	1.461	12,59%	1.338	15,62%	1.337	15,56%	1.809	17,69%	1.834	16,96%	1.517	13,84%	<b>1.549</b>	15,38%
	08h-14h	644	13,66%	575	17,57%	590	16,95%	845	18,93%	740	19,32%	584	15,58%	<b>663</b>	17,00%

Coeficientes	N	1,06647	1,07417	1,08371	1,11588	1,04564	1,05713
	L	1,04499	1,16778	1,15449	0,82393	0,85009	1,07409

Coeficiente	S						0,87115
-------------	---	--	--	--	--	--	---------

Los datos en color negro corresponden al total de vehículos y los datos en color azul corresponden a vehículos pesados (en %)



**Castilla-La Mancha**

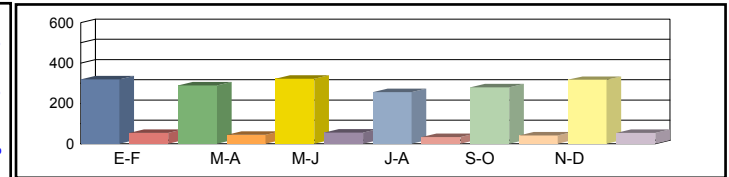
Consejería de Fomento

**Estación:** CR-235  
**Carretera:** CM-3200 p.k. 36,00 **Provincia:** CIUDAD REAL  
**Ubicación:** Castellar de Santiago - Torre de Juan Abad  
**Año:** 2024  
**Tipo:** COBERTURA

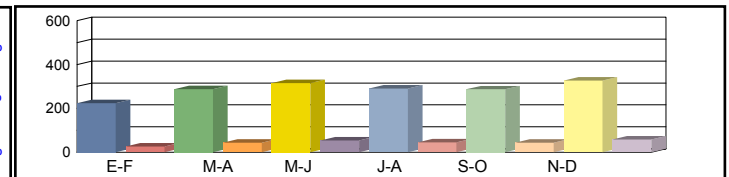
**Dirección General de Carreteras**

Ene-Feb	Mar-Abr	May-Jun	Jul-Ago	Sep-Oct	Nov-Dic	IMD
---------	---------	---------	---------	---------	---------	-----

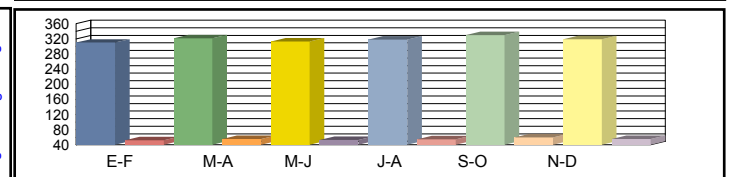
Media Domingos	00h-24h	319 14,71%	290 13,41%	322 14,88%	256 11,82%	280 12,95%	317 14,65%	297 13,74%
	06h-22h	243 11,58%	216 10,29%	230 10,97%	173 8,27%	198 9,43%	220 10,47%	213 10,17%
	08h-14h	86 5,85%	91 6,17%	97 6,58%	88 6,02%	69 4,70%	86 5,88%	86 5,87%



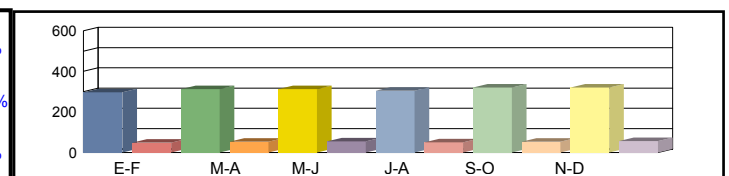
Media Sábados	00h-24h	224 10,33%	288 13,31%	315 14,54%	291 13,43%	287 13,27%	327 15,12%	289 13,34%
	06h-22h	161 7,69%	219 10,45%	234 11,15%	210 10,02%	213 10,15%	249 11,88%	214 10,22%
	08h-14h	87 5,94%	123 8,35%	121 8,23%	103 7,00%	103 7,03%	120 8,19%	110 7,46%



Media Laborales	00h-24h	310 14,33%	321 14,80%	313 14,48%	318 14,70%	330 15,23%	319 14,73%	318 14,71%
	06h-22h	233 11,12%	241 11,49%	235 11,22%	231 11,00%	247 11,77%	238 11,34%	238 11,32%
	08h-14h	115 7,80%	111 7,53%	109 7,41%	112 7,62%	125 8,47%	115 7,83%	114 7,78%



Media Diaria	00h-24h	297 14,10%	312 14,34%	313 14,73%	305 14,13%	320 14,27%	320 14,78%	311 14,39%
	06h-22h	223 10,86%	235 11,07%	233 11,26%	218 10,72%	237 10,90%	237 11,30%	230 11,02%
	08h-14h	107 7,27%	109 7,66%	107 7,71%	107 7,45%	116 7,27%	112 7,60%	110 7,49%



Coeficientes	N							
	L							
Coeficiente	S							

Los datos en color negro corresponden al total de vehículos y los datos en color azul corresponden a vehículos pesados (en %)



Castilla-La Mancha

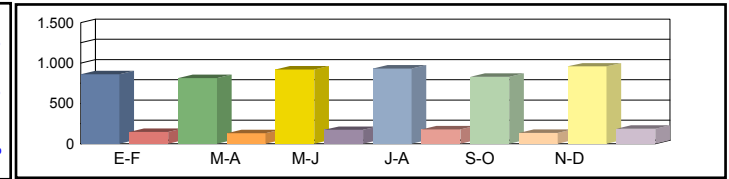
Consejería de Fomento

**Estación:** CR-23b  
**Carretera:** CM-3105 p.k. 11,00 **Provincia:** CIUDAD REAL  
**Ubicación:** Campo Criptana - Int. CM-42  
**Año:** 2024  
**Tipo:** COBERTURA

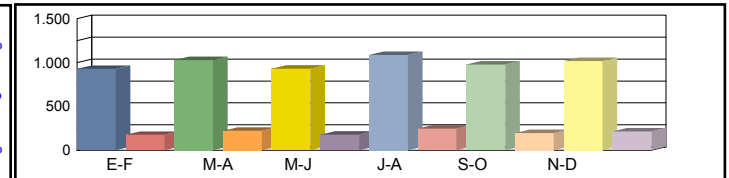
Dirección General de Carreteras

	Ene-Feb	Mar-Abr	May-Jun	Jul-Ago	Sep-Oct	Nov-Dic	IMD
--	---------	---------	---------	---------	---------	---------	-----

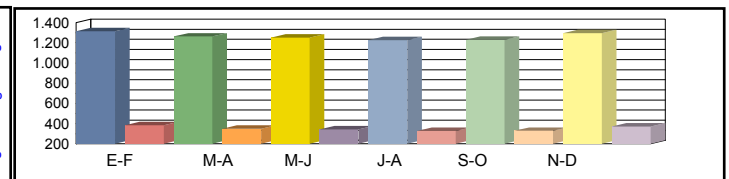
Media	00h-24h	860 14,78%	813 13,96%	922 15,84%	934 16,05%	829 14,23%	958 16,46%	886 15,22%
Domingos	06h-22h	797 14,05%	693 12,21%	809 14,25%	821 14,47%	755 13,30%	872 15,37%	791 13,94%
	08h-14h	231 6,50%	218 6,15%	243 6,84%	426 12,01%	242 6,83%	327 9,21%	281 7,92%



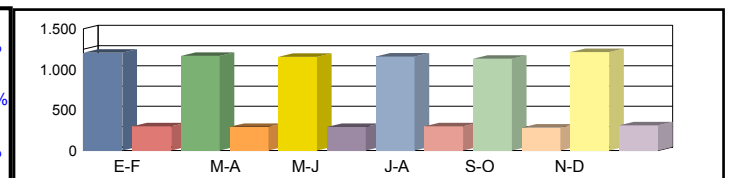
Media	00h-24h	928 15,95%	1.029 17,67%	930 15,97%	1.085 18,64%	977 16,79%	1.016 17,44%	994 17,08%
Sábados	06h-22h	837 14,74%	952 16,78%	848 14,94%	1.047 18,45%	867 15,27%	961 16,94%	919 16,19%
	08h-14h	420 11,82%	529 14,90%	457 12,89%	498 14,03%	501 14,10%	547 15,40%	492 13,86%



Media	00h-24h	1.315 22,59%	1.263 21,69%	1.251 21,49%	1.228 21,09%	1.229 21,11%	1.296 22,26%	1.264 21,71%
Laborales	06h-22h	1.265 22,29%	1.217 21,45%	1.211 21,34%	1.147 20,21%	1.206 21,26%	1.254 22,10%	1.217 21,44%
	08h-14h	583 16,41%	546 15,38%	560 15,77%	505 14,22%	530 14,92%	544 15,33%	545 15,34%



Media	00h-24h	1.205 19,89%	1.165 20,01%	1.156 20,04%	1.158 20,45%	1.129 19,93%	1.215 20,34%	1.171 20,11%
Diaria	06h-22h	1.146 19,43%	1.104 19,46%	1.100 19,49%	1.071 20,02%	1.091 19,40%	1.166 19,93%	1.113 19,62%
	08h-14h	516 13,61%	497 14,00%	503 13,81%	483 14,71%	482 13,98%	513 14,50%	499 14,10%



Coeficientes	N							
	L							
Coeficiente	S							

Los datos en color negro corresponden al total de vehículos y los datos en color azul corresponden a vehículos pesados (en %)



Castilla-La Mancha

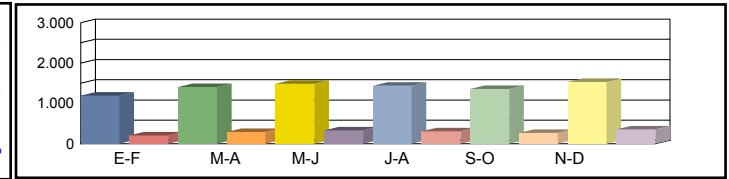
Consejería de Fomento

**Estación:** CR-34  
**Carretera:** CM-4126 p.k. 13,50 **Provincia:** CIUDAD REAL  
**Ubicación:** Arenas de San Juan - Villarta de San Juan  
**Año:** 2024  
**Tipo:** COBERTURA

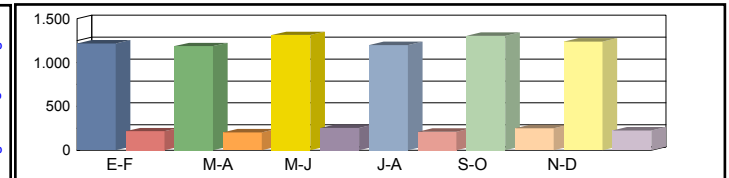
Dirección General de Carreteras

	Ene-Feb	Mar-Abr	May-Jun	Jul-Ago	Sep-Oct	Nov-Dic	IMD
--	---------	---------	---------	---------	---------	---------	-----

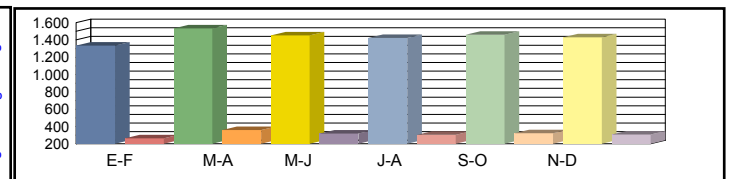
Media Domingos	00h-24h	1.197 14,82%	1.405 17,40%	1.484 18,37%	1.439 17,81%	1.359 16,83%	1.536 19,01%	1.403 17,37%
	06h-22h	1.015 12,89%	1.271 16,13%	1.396 17,73%	1.111 14,11%	1.223 15,53%	1.408 17,88%	1.237 15,71%
	08h-14h	205 11,14%	297 16,12%	288 15,60%	243 13,17%	329 17,82%	318 17,22%	280 15,18%



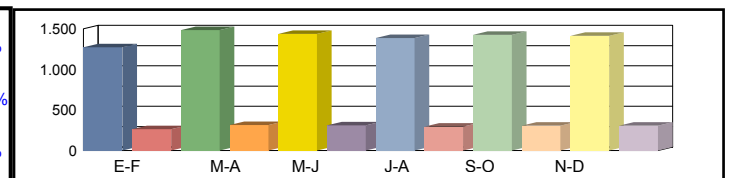
Media Sábados	00h-24h	1.218 15,08%	1.186 14,68%	1.313 16,25%	1.200 14,85%	1.303 16,13%	1.240 15,35%	1.243 15,39%
	06h-22h	1.112 14,11%	1.072 13,61%	1.187 15,07%	1.085 13,78%	1.156 14,68%	1.092 13,87%	1.117 14,19%
	08h-14h	324 17,55%	309 16,76%	334 18,08%	318 17,23%	346 18,76%	311 16,86%	324 17,54%



Media Laborales	00h-24h	1.335 16,53%	1.533 18,98%	1.452 17,98%	1.422 17,60%	1.461 18,08%	1.430 17,71%	1.439 17,81%
	06h-22h	1.270 16,13%	1.464 18,58%	1.372 17,42%	1.277 16,22%	1.389 17,64%	1.364 17,32%	1.356 17,22%
	08h-14h	359 19,43%	410 22,21%	367 19,89%	313 16,97%	356 19,29%	357 19,37%	360 19,53%



Media Diaria	00h-24h	1.271 17,11%	1.486 17,42%	1.437 17,79%	1.385 17,51%	1.426 17,55%	1.412 17,75%	<b>1.403 17,52%</b>
	06h-22h	1.188 16,30%	1.403 16,69%	1.349 17,13%	1.204 16,43%	1.336 16,76%	1.329 16,98%	<b>1.302 16,71%</b>
	08h-14h	330 18,31%	390 18,91%	351 19,02%	292 18,55%	348 19,43%	342 19,08%	<b>342 18,88%</b>



Coeficientes	N							
	L							
Coeficiente	S							

Los datos en color negro corresponden al total de vehículos y los datos en color azul corresponden a vehículos pesados (en %)



Castilla-La Mancha

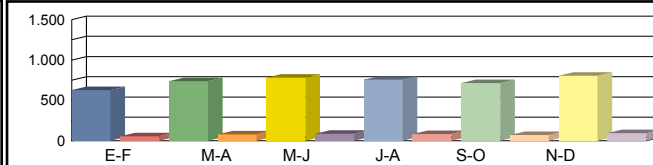
Consejería de Fomento

**Estación:** CR-34b  
**Carretera:** CM-4126 p.k. 4,50 **Provincia:** CIUDAD REAL  
**Ubicación:** Villarrubia de los Ojos - Arenas de San Juan  
**Año:** 2024  
**Tipo:** COBERTURA

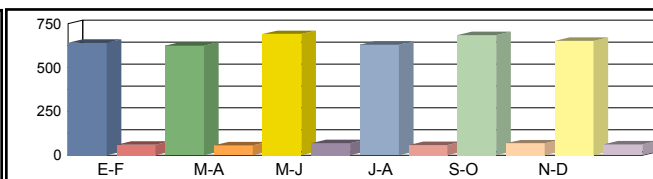
Dirección General de Carreteras

Ene-Feb	Mar-Abr	May-Jun	Jul-Ago	Sep-Oct	Nov-Dic	IMD
---------	---------	---------	---------	---------	---------	-----

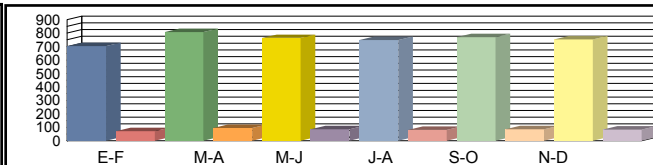
Media Domingos	00h-24h	630 <b>8,31%</b>	739 <b>9,75%</b>	781 <b>10,30%</b>	757 <b>9,99%</b>	715 <b>9,43%</b>	808 <b>10,66%</b>	738 <b>9,74%</b>
	06h-22h	498 <b>5,28%</b>	623 <b>6,60%</b>	685 <b>7,26%</b>	545 <b>5,78%</b>	600 <b>6,36%</b>	691 <b>7,32%</b>	607 <b>6,43%</b>
	08h-14h	102 <b>7,69%</b>	148 <b>11,13%</b>	143 <b>10,77%</b>	121 <b>9,09%</b>	163 <b>12,31%</b>	158 <b>11,89%</b>	139 <b>10,48%</b>



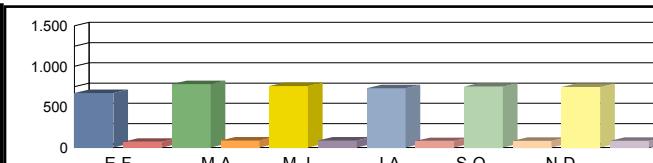
Media Sábados	00h-24h	641 <b>8,45%</b>	624 <b>8,23%</b>	691 <b>9,11%</b>	631 <b>8,33%</b>	685 <b>9,04%</b>	652 <b>8,61%</b>	654 <b>8,63%</b>
	06h-22h	545 <b>5,78%</b>	526 <b>5,57%</b>	582 <b>6,17%</b>	532 <b>5,64%</b>	567 <b>6,01%</b>	536 <b>5,68%</b>	548 <b>5,81%</b>
	08h-14h	161 <b>12,12%</b>	153 <b>11,58%</b>	165 <b>12,49%</b>	158 <b>11,90%</b>	172 <b>12,96%</b>	154 <b>11,64%</b>	160 <b>12,11%</b>



Media Laborales	00h-24h	703 <b>9,27%</b>	807 <b>10,64%</b>	764 <b>10,08%</b>	748 <b>9,87%</b>	769 <b>10,14%</b>	753 <b>9,93%</b>	757 <b>9,99%</b>
	06h-22h	623 <b>6,60%</b>	718 <b>7,61%</b>	673 <b>7,13%</b>	627 <b>6,64%</b>	681 <b>7,22%</b>	669 <b>7,09%</b>	665 <b>7,05%</b>
	08h-14h	178 <b>13,42%</b>	203 <b>15,34%</b>	182 <b>13,74%</b>	155 <b>11,72%</b>	176 <b>13,32%</b>	177 <b>13,38%</b>	178 <b>13,48%</b>



Media Diaria	00h-24h	669 <b>9,59%</b>	782 <b>9,77%</b>	756 <b>9,97%</b>	728 <b>9,82%</b>	751 <b>9,84%</b>	744 <b>9,95%</b>	<b>738</b> <b>9,82%</b>
	06h-22h	583 <b>6,67%</b>	688 <b>6,83%</b>	662 <b>7,01%</b>	591 <b>6,73%</b>	655 <b>6,86%</b>	652 <b>6,95%</b>	<b>638</b> <b>6,84%</b>
	08h-14h	164 <b>12,64%</b>	193 <b>13,06%</b>	174 <b>13,13%</b>	145 <b>12,81%</b>	172 <b>13,42%</b>	170 <b>13,17%</b>	<b>170</b> <b>13,04%</b>



Coeficientes	N							
	L							
Coeficiente	S							

Los datos en color negro corresponden al total de vehículos y los datos en color azul corresponden a vehículos pesados (en %)



Castilla-La Mancha

Consejería de Fomento

**Estación:** CR-35  
**Carretera:** CM-3113 p.k. 5,00 **Provincia:** CIUDAD REAL  
**Ubicación:** Villarta de San Juan - Cinco Casas  
**Año:** 2024  
**Tipo:** COBERTURA

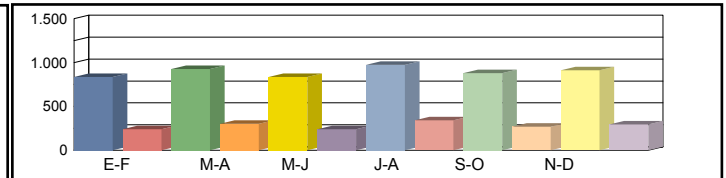
Dirección General de Carreteras

Ene-Feb	Mar-Abr	May-Jun	Jul-Ago	Sep-Oct	Nov-Dic	IMD
---------	---------	---------	---------	---------	---------	-----

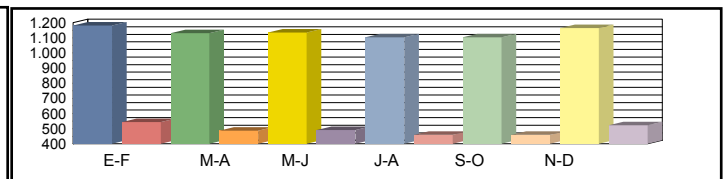
Media Domingos	00h-24h	773 20,59%	730 19,45%	828 22,06%	840 22,36%	745 19,83%	861 22,93%	796 21,20%
	06h-22h	696 19,66%	605 17,09%	706 19,94%	717 20,24%	659 18,61%	762 21,51%	691 19,51%
	08h-14h	182 16,11%	172 15,24%	191 16,96%	336 29,78%	191 16,93%	257 22,83%	222 19,64%



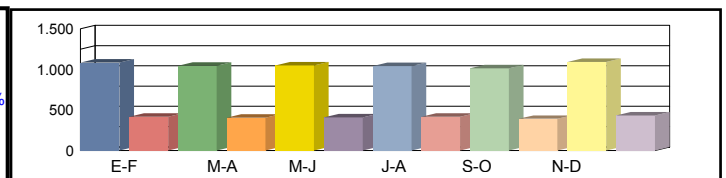
Media Sábados	00h-24h	834 22,21%	925 24,62%	835 22,24%	975 25,96%	878 23,38%	913 24,30%	893 23,79%
	06h-22h	731 20,63%	831 23,47%	740 20,90%	915 25,82%	757 21,37%	840 23,71%	802 22,65%
	08h-14h	330 29,31%	416 36,93%	360 31,94%	392 34,77%	394 34,96%	430 38,18%	387 34,35%



Media Laborales	00h-24h	1.182 31,47%	1.131 30,11%	1.135 30,22%	1.103 29,38%	1.104 29,40%	1.165 31,01%	1.137 30,26%
	06h-22h	1.105 31,18%	1.065 30,06%	1.063 30,01%	1.002 28,28%	1.054 29,74%	1.095 30,92%	1.064 30,03%
	08h-14h	459 40,69%	438 38,86%	430 38,14%	397 35,25%	417 36,99%	429 38,01%	428 37,99%



Media Diaria	00h-24h	1.083 27,70%	1.043 27,88%	1.048 27,91%	1.040 28,49%	1.014 27,76%	1.092 28,33%	1.053 28,01%
	06h-22h	1.001 27,19%	966 27,23%	966 27,27%	935 28,02%	953 27,15%	1.018 27,89%	973 27,46%
	08h-14h	406 33,73%	398 34,70%	386 34,23%	380 36,46%	379 34,66%	404 35,96%	392 34,96%



Coeficientes	N						
	L						
Coeficiente	S						

Los datos en color negro corresponden al total de vehículos y los datos en color azul corresponden a vehículos pesados (en %)





Castilla-La Mancha

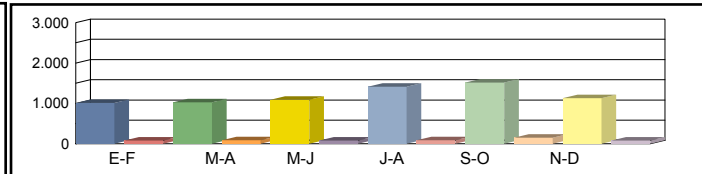
Consejería de Fomento

**Estación:** CR-36  
**Carretera:** CM-3113 p.k. 18,61 **Provincia:** CIUDAD REAL  
**Ubicación:** Cinco Casas - Argamasilla de Alba  
**Año:** 2024  
**Tipo:** PRIMARIA

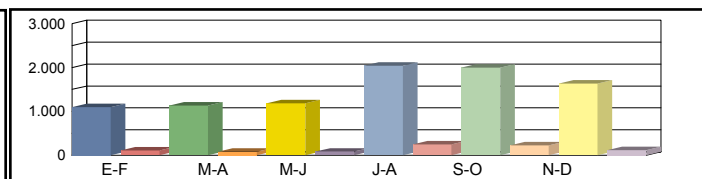
Dirección General de Carreteras

Ene-Feb	Mar-Abr	May-Jun	Jul-Ago	Sep-Oct	Nov-Dic	IMD
---------	---------	---------	---------	---------	---------	-----

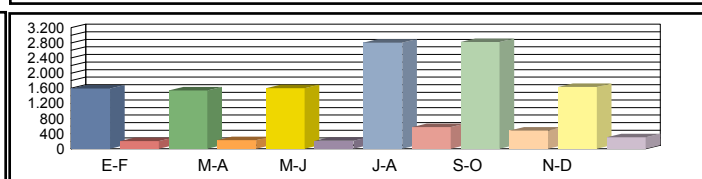
Media	00h-24h	1.015	7,49%	1.030	8,35%	1.089	7,25%	1.413	5,94%	1.515	9,04%	1.134	6,97%	1.199	7,51%
Domingos	06h-22h	920	6,30%	969	7,64%	1.016	5,81%	1.193	5,70%	1.263	8,00%	1.078	6,22%	1.073	6,61%
	08h-14h	272	8,82%	308	4,22%	421	4,04%	380	8,16%	394	10,15%	423	9,46%	366	7,47%



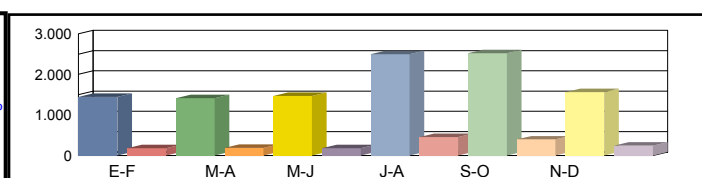
Media	00h-24h	1.100	8,82%	1.136	6,69%	1.185	6,58%	2.043	10,87%	1.996	10,07%	1.635	6,48%	1.516	8,25%
Sábados	06h-22h	981	7,95%	1.029	5,73%	1.070	5,70%	1.924	10,55%	1.830	9,89%	1.481	6,68%	1.386	7,75%
	08h-14h	467	5,14%	533	4,13%	554	3,25%	962	12,58%	694	10,66%	777	6,05%	664	6,97%



Media	00h-24h	1.597	11,52%	1.546	12,81%	1.598	11,95%	2.808	16,95%	2.824	14,52%	1.636	15,71%	2.002	13,91%
Laborales	06h-22h	1.492	9,92%	1.454	12,17%	1.503	11,24%	2.602	16,95%	2.644	14,52%	1.509	15,11%	1.867	13,32%
	08h-14h	659	9,86%	687	12,23%	669	12,26%	1.048	19,85%	1.090	16,70%	740	16,49%	816	14,56%



Media	00h-24h	1.443	10,81%	1.414	11,67%	1.466	10,85%	2.500	15,36%	2.519	13,54%	1.564	13,43%	1.818	12,61%
Diaria	06h-22h	1.337	9,35%	1.325	11,02%	1.372	10,06%	2.304	15,36%	2.331	13,51%	1.444	12,95%	1.686	12,04%
	08h-14h	576	9,20%	611	10,64%	618	10,36%	940	18,09%	934	15,63%	700	14,14%	730	13,01%



Coeficientes	N	1,07038	1,06327	1,06321	1,07917	1,06808	1,08416
	L	1,25360	1,29495	1,25282	0,71296	0,70892	1,22372
Coeficiente	S						0,90802

Los datos en color negro corresponden al total de vehículos y los datos en color azul corresponden a vehículos pesados (en %)



Castilla-La Mancha

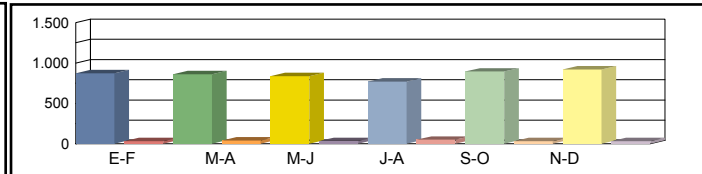
Consejería de Fomento

**Estación:** CR-37  
**Carretera:** CM-3109 p.k. 7,88 **Provincia:** CIUDAD REAL  
**Ubicación:** Int. CM-3115 (Argamasilla de Alba) - La Solana  
**Año:** 2024  
**Tipo:** PRIMARIA

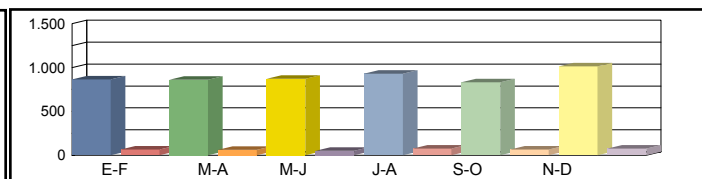
Dirección General de Carreteras

	Ene-Feb	Mar-Abr	May-Jun	Jul-Ago	Sep-Oct	Nov-Dic	IMD
--	---------	---------	---------	---------	---------	---------	-----

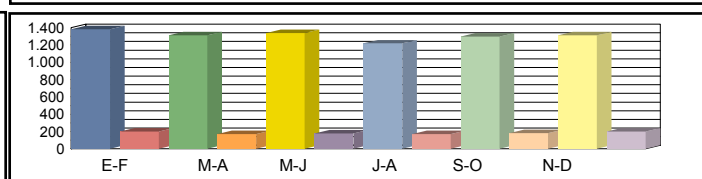
Media	00h-24h	874 3,66%	860 4,42%	837 4,06%	772 6,22%	895 3,58%	919 3,59%	860 4,25%
Domingos	06h-22h	747 3,08%	757 4,36%	733 4,09%	658 5,78%	765 2,75%	776 3,61%	739 3,94%
	08h-14h	221 4,07%	291 4,81%	271 5,17%	230 8,26%	253 4,35%	264 5,30%	255 5,33%



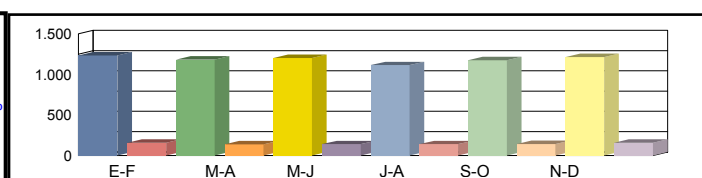
Media	00h-24h	865 7,05%	860 6,63%	873 5,38%	931 7,52%	833 7,20%	1.013 6,91%	896 6,78%
Sábados	06h-22h	771 6,49%	769 6,11%	780 5,51%	800 5,88%	754 6,37%	922 6,18%	799 6,09%
	08h-14h	316 7,28%	318 8,81%	342 6,14%	331 6,34%	305 7,87%	410 5,85%	337 7,05%



Media	00h-24h	1.381 12,60%	1.311 11,52%	1.339 11,80%	1.218 12,23%	1.298 12,25%	1.311 13,20%	1.310 12,27%
Laborales	06h-22h	1.284 12,31%	1.240 11,53%	1.267 11,60%	1.141 11,74%	1.236 11,97%	1.229 12,69%	1.233 11,98%
	08h-14h	491 14,46%	501 13,57%	523 13,58%	454 14,32%	499 14,23%	495 15,56%	494 14,28%



Media	00h-24h	1.234 11,10%	1.183 10,31%	1.200 10,33%	1.113 11,05%	1.173 10,74%	1.212 11,39%	1.186 10,82%
Diaria	06h-22h	1.134 10,85%	1.103 10,24%	1.121 10,35%	1.023 10,56%	1.100 10,45%	1.121 11,06%	1.100 10,59%
	08h-14h	427 12,88%	444 12,16%	462 12,12%	404 12,87%	436 12,84%	449 13,36%	437 12,71%



Coeficientes	N	1,07555	1,05726	1,05683	1,06748	1,05016	1,06672	
	L	0,94859	0,99924	0,97834	1,07553	1,00924	0,99924	
Coeficiente	S							0,90578

Los datos en color negro corresponden al total de vehículos y los datos en color azul corresponden a vehículos pesados (en %)



Castilla-La Mancha

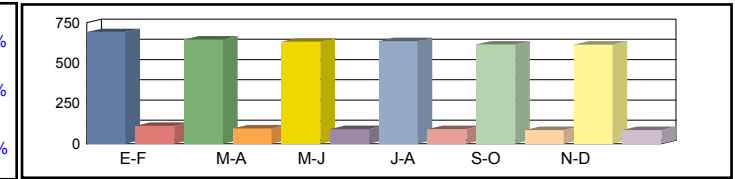
Consejería de Fomento

**Estación:** CR-38  
**Carretera:** CM-3115 p.k. 5,00 **Provincia:** CIUDAD REAL  
**Ubicación:** Int. CM-3109 (Argamasilla de Alba) - Ruidera  
**Año:** 2024  
**Tipo:** COBERTURA

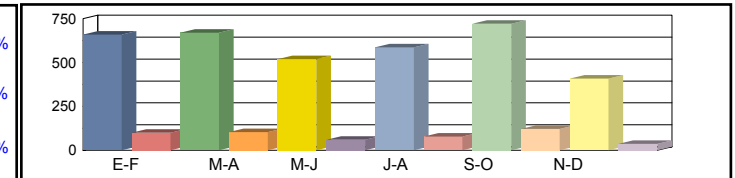
Dirección General de Carreteras

	Ene-Feb	Mar-Abr	May-Jun	Jul-Ago	Sep-Oct	Nov-Dic	IMD
--	---------	---------	---------	---------	---------	---------	-----

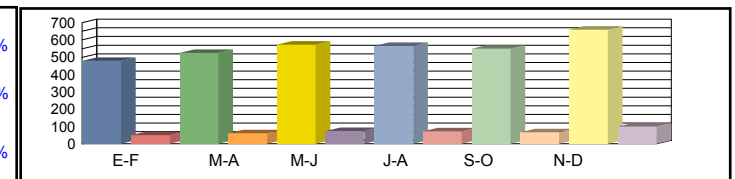
Media Domingos	00h-24h	692 <b>13,77%</b>	646 <b>12,86%</b>	632 <b>12,58%</b>	635 <b>12,64%</b>	615 <b>12,25%</b>	614 <b>12,23%</b>	639 <b>12,72%</b>
	06h-22h	646 <b>10,67%</b>	592 <b>9,79%</b>	559 <b>9,24%</b>	565 <b>9,34%</b>	586 <b>9,69%</b>	549 <b>9,08%</b>	583 <b>9,64%</b>
	08h-14h	118 <b>4,13%</b>	238 <b>8,35%</b>	206 <b>7,24%</b>	235 <b>8,24%</b>	114 <b>3,99%</b>	167 <b>5,86%</b>	180 <b>6,30%</b>



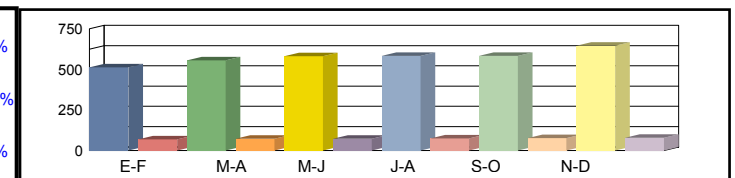
Media Sábados	00h-24h	660 <b>13,14%</b>	670 <b>13,33%</b>	519 <b>10,34%</b>	586 <b>11,66%</b>	721 <b>14,36%</b>	408 <b>8,12%</b>	594 <b>11,82%</b>
	06h-22h	634 <b>10,49%</b>	603 <b>9,97%</b>	477 <b>7,88%</b>	541 <b>8,94%</b>	692 <b>11,43%</b>	371 <b>6,14%</b>	553 <b>9,14%</b>
	08h-14h	320 <b>11,24%</b>	244 <b>8,58%</b>	218 <b>7,66%</b>	263 <b>9,23%</b>	355 <b>12,48%</b>	207 <b>7,29%</b>	268 <b>9,41%</b>



Media Laborales	00h-24h	480 <b>9,55%</b>	525 <b>10,44%</b>	573 <b>11,41%</b>	565 <b>11,25%</b>	549 <b>10,93%</b>	659 <b>13,11%</b>	558 <b>11,12%</b>
	06h-22h	399 <b>6,59%</b>	489 <b>8,08%</b>	549 <b>9,07%</b>	522 <b>8,63%</b>	498 <b>8,23%</b>	620 <b>10,25%</b>	513 <b>8,48%</b>
	08h-14h	185 <b>6,50%</b>	242 <b>8,51%</b>	236 <b>8,29%</b>	213 <b>7,47%</b>	220 <b>7,73%</b>	257 <b>9,03%</b>	226 <b>7,92%</b>



Media Diaria	00h-24h	512 <b>11,65%</b>	555 <b>11,55%</b>	581 <b>11,08%</b>	583 <b>11,28%</b>	583 <b>11,61%</b>	646 <b>10,71%</b>	<b>577</b> <b>11,31%</b>
	06h-22h	431 <b>8,90%</b>	517 <b>8,70%</b>	555 <b>8,33%</b>	538 <b>8,49%</b>	538 <b>8,90%</b>	607 <b>8,06%</b>	<b>531</b> <b>8,56%</b>
	08h-14h	185 <b>7,71%</b>	249 <b>7,94%</b>	234 <b>7,65%</b>	221 <b>8,02%</b>	224 <b>7,87%</b>	246 <b>7,40%</b>	<b>226</b> <b>7,76%</b>



Coeficientes	N							
	L							
Coeficiente	S							

Los datos en color negro corresponden al total de vehículos y los datos en color azul corresponden a vehículos pesados (en %)



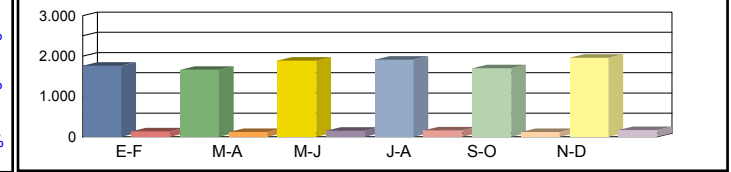
Castilla-La Mancha

Consejería de Fomento

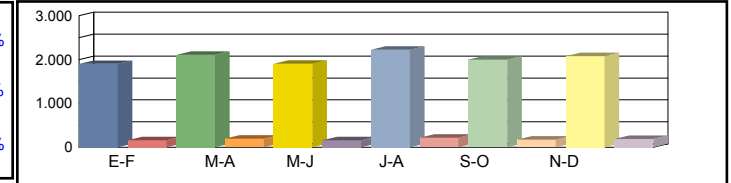
**Estación:** CR-39  
**Carretera:** CM-3115 p.k. 0,50 **Provincia:** CIUDAD REAL  
**Ubicación:** Argamasilla de Alba - Int. CM-3109  
**Año:** 2024  
**Tipo:** COBERTURA

Dirección General de Carreteras

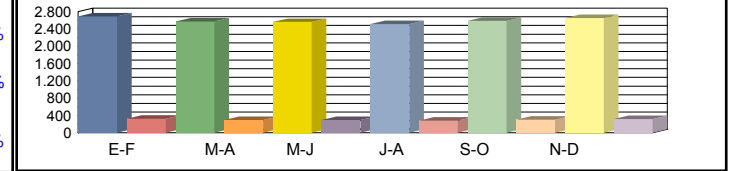
	Ene-Feb	Mar-Abr	May-Jun	Jul-Ago	Sep-Oct	Nov-Dic	IMD
--	---------	---------	---------	---------	---------	---------	-----



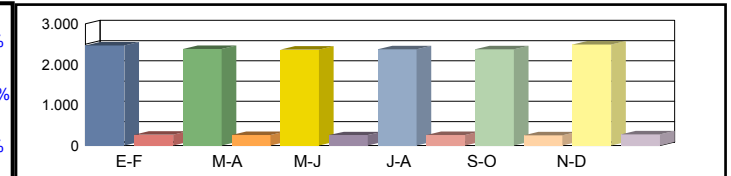
Media	00h-24h	1.761 <b>7,11%</b>	1.663 <b>6,72%</b>	1.887 <b>7,62%</b>	1.913 <b>7,73%</b>	1.696 <b>6,85%</b>	1.962 <b>7,93%</b>	1.814 <b>7,33%</b>
Domingos	06h-22h	1.621 <b>6,48%</b>	1.409 <b>5,64%</b>	1.644 <b>6,58%</b>	1.670 <b>6,68%</b>	1.535 <b>6,14%</b>	1.774 <b>7,09%</b>	1.609 <b>6,43%</b>
	08h-14h	516 <b>5,11%</b>	489 <b>4,84%</b>	544 <b>5,38%</b>	955 <b>9,45%</b>	543 <b>5,37%</b>	732 <b>7,24%</b>	630 <b>6,23%</b>



Media	00h-24h	1.900 <b>7,68%</b>	2.106 <b>8,51%</b>	1.903 <b>7,69%</b>	2.221 <b>8,97%</b>	2.000 <b>8,08%</b>	2.078 <b>8,40%</b>	2.035 <b>8,22%</b>
Sábados	06h-22h	1.701 <b>6,80%</b>	1.936 <b>7,74%</b>	1.724 <b>6,90%</b>	2.130 <b>8,52%</b>	1.763 <b>7,05%</b>	1.955 <b>7,82%</b>	1.868 <b>7,47%</b>
	08h-14h	940 <b>9,30%</b>	1.184 <b>11,72%</b>	1.024 <b>10,14%</b>	1.115 <b>11,03%</b>	1.121 <b>11,09%</b>	1.224 <b>12,11%</b>	1.101 <b>10,90%</b>



Media	00h-24h	2.692 <b>10,88%</b>	2.575 <b>10,41%</b>	2.561 <b>10,35%</b>	2.513 <b>10,15%</b>	2.585 <b>10,44%</b>	2.653 <b>10,72%</b>	2.596 <b>10,49%</b>
Laborales	06h-22h	2.572 <b>10,29%</b>	2.479 <b>9,92%</b>	2.463 <b>9,85%</b>	2.332 <b>9,33%</b>	2.475 <b>9,90%</b>	2.550 <b>10,20%</b>	2.478 <b>9,91%</b>
	08h-14h	1.305 <b>12,91%</b>	1.246 <b>12,33%</b>	1.254 <b>12,40%</b>	1.130 <b>11,18%</b>	1.223 <b>12,10%</b>	1.219 <b>12,06%</b>	1.230 <b>12,17%</b>



Media	00h-24h	2.467 <b>9,57%</b>	2.376 <b>9,64%</b>	2.366 <b>9,65%</b>	2.369 <b>9,85%</b>	2.374 <b>9,59%</b>	2.487 <b>9,79%</b>	<b>2.406</b> <b>9,68%</b>
Diaria	06h-22h	2.330 <b>8,97%</b>	2.249 <b>8,98%</b>	2.238 <b>9,00%</b>	2.177 <b>9,24%</b>	2.239 <b>8,95%</b>	2.370 <b>9,20%</b>	<b>2.267</b> <b>9,06%</b>
	08h-14h	1.154 <b>10,70%</b>	1.133 <b>11,01%</b>	1.125 <b>10,86%</b>	1.080 <b>11,57%</b>	1.111 <b>11,00%</b>	1.149 <b>11,41%</b>	<b>1.125</b> <b>11,09%</b>

Coeficientes	N							
	L							
Coeficiente	S							

Los datos en color negro corresponden al total de vehículos y los datos en color azul corresponden a vehículos pesados (en %)



Castilla-La Mancha

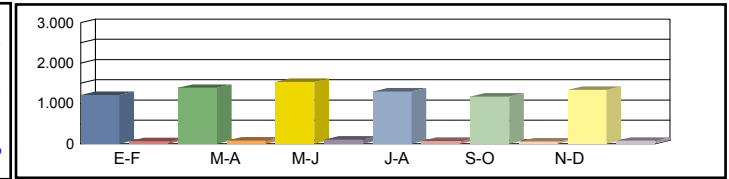
Consejería de Fomento

**Estación:** CR-3e  
**Carretera:** CM-3157 p.k. 3,00 **Provincia:** CIUDAD REAL  
**Ubicación:** Valdepeñas - Enlace A-4 (Sta. Cruz de Mudela )  
**Año:** 2024  
**Tipo:** COBERTURA

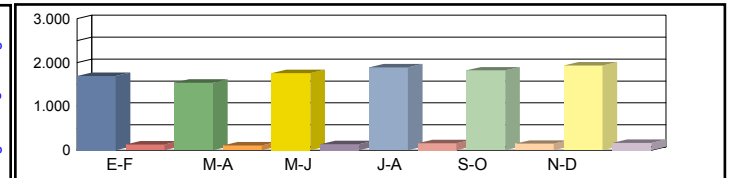
Dirección General de Carreteras

Ene-Feb	Mar-Abr	May-Jun	Jul-Ago	Sep-Oct	Nov-Dic	IMD
---------	---------	---------	---------	---------	---------	-----

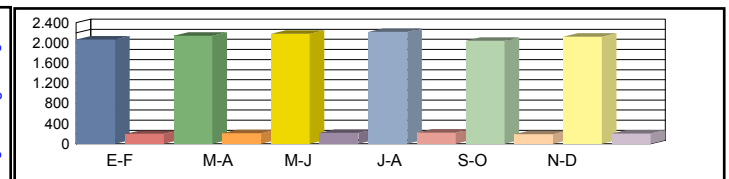
Media Domingos	00h-24h	1.208 <b>5,02%</b>	1.388 <b>5,77%</b>	1.535 <b>6,38%</b>	1.299 <b>5,40%</b>	1.168 <b>4,85%</b>	1.335 <b>5,55%</b>	1.322 <b>5,50%</b>
	06h-22h	1.030 <b>4,24%</b>	1.253 <b>5,16%</b>	1.411 <b>5,81%</b>	1.096 <b>4,51%</b>	941 <b>3,87%</b>	1.187 <b>4,89%</b>	1.153 <b>4,75%</b>
	08h-14h	254 <b>1,71%</b>	478 <b>3,22%</b>	516 <b>3,47%</b>	383 <b>2,57%</b>	256 <b>1,72%</b>	321 <b>2,16%</b>	368 <b>2,47%</b>



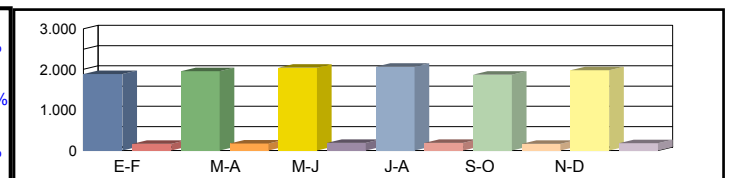
Media Sábados	00h-24h	1.694 <b>7,04%</b>	1.542 <b>6,41%</b>	1.755 <b>7,29%</b>	1.889 <b>7,85%</b>	1.820 <b>7,57%</b>	1.930 <b>8,02%</b>	1.772 <b>7,36%</b>
	06h-22h	1.543 <b>6,35%</b>	1.390 <b>5,72%</b>	1.572 <b>6,47%</b>	1.707 <b>7,03%</b>	1.612 <b>6,64%</b>	1.773 <b>7,30%</b>	1.600 <b>6,59%</b>
	08h-14h	548 <b>3,68%</b>	459 <b>3,09%</b>	516 <b>3,47%</b>	682 <b>4,59%</b>	534 <b>3,59%</b>	663 <b>4,46%</b>	567 <b>3,81%</b>



Media Laborales	00h-24h	2.068 <b>8,60%</b>	2.144 <b>8,91%</b>	2.179 <b>9,06%</b>	2.219 <b>9,23%</b>	2.042 <b>8,49%</b>	2.121 <b>8,82%</b>	2.129 <b>8,85%</b>
	06h-22h	1.927 <b>7,93%</b>	1.984 <b>8,17%</b>	2.016 <b>8,30%</b>	2.009 <b>8,27%</b>	1.905 <b>7,84%</b>	1.965 <b>8,09%</b>	1.968 <b>8,10%</b>
	08h-14h	718 <b>4,83%</b>	748 <b>5,03%</b>	756 <b>5,09%</b>	669 <b>4,50%</b>	676 <b>4,55%</b>	711 <b>4,78%</b>	713 <b>4,80%</b>



Media Diaria	00h-24h	1.881 <b>8,02%</b>	1.955 <b>8,04%</b>	2.039 <b>8,25%</b>	2.062 <b>8,19%</b>	1.870 <b>8,07%</b>	1.981 <b>8,24%</b>	<b>1.965</b> <b>8,13%</b>
	06h-22h	1.737 <b>7,29%</b>	1.798 <b>7,33%</b>	1.877 <b>7,53%</b>	1.844 <b>7,43%</b>	1.714 <b>7,28%</b>	1.826 <b>7,52%</b>	<b>1.799</b> <b>7,40%</b>
	08h-14h	629 <b>4,19%</b>	675 <b>4,32%</b>	697 <b>4,41%</b>	621 <b>4,44%</b>	590 <b>4,17%</b>	648 <b>4,36%</b>	<b>643</b> <b>4,31%</b>



Coeficientes	N							
	L							
Coeficiente	S							

Los datos en color negro corresponden al total de vehículos y los datos en color azul corresponden a vehículos pesados (en %)



**Castilla-La Mancha**

Consejería de Fomento

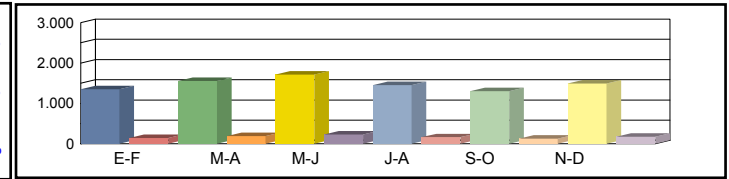
**Estación:** CR-3f  
**Carretera:** CM-412 p.k. 97,00 **Provincia:** CIUDAD REAL  
**Ubicación:** Valdepeñas - Pozo de la Serna  
**Año:** 2024  
**Tipo:** COBERTURA

**Dirección General de Carreteras**

Ene-Feb	Mar-Abr	May-Jun	Jul-Ago	Sep-Oct	Nov-Dic	IMD
---------	---------	---------	---------	---------	---------	-----

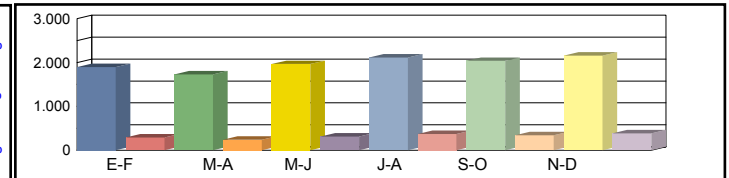
Media 00h-24h  
 Domingos 06h-22h  
 08h-14h

1.353 <b>9,50%</b>	1.554 <b>10,91%</b>	1.718 <b>12,06%</b>	1.455 <b>10,21%</b>	1.307 <b>9,18%</b>	1.495 <b>10,49%</b>	1.480 <b>10,39%</b>
1.208 <b>8,59%</b>	1.470 <b>10,45%</b>	1.656 <b>11,78%</b>	1.286 <b>9,15%</b>	1.104 <b>7,85%</b>	1.393 <b>9,91%</b>	1.353 <b>9,62%</b>
481 <b>4,62%</b>	906 <b>8,70%</b>	976 <b>9,38%</b>	724 <b>6,96%</b>	484 <b>4,65%</b>	607 <b>5,83%</b>	696 <b>6,69%</b>



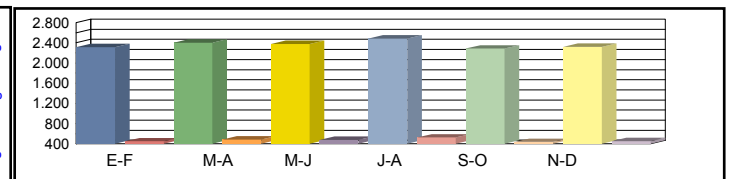
Media 00h-24h  
 Sábados 06h-22h  
 08h-14h

1.897 <b>13,32%</b>	1.726 <b>12,12%</b>	1.965 <b>13,80%</b>	2.116 <b>14,85%</b>	2.038 <b>14,31%</b>	2.161 <b>15,17%</b>	1.984 <b>13,93%</b>
1.810 <b>12,87%</b>	1.630 <b>11,60%</b>	1.844 <b>13,12%</b>	2.002 <b>14,24%</b>	1.891 <b>13,45%</b>	2.079 <b>14,79%</b>	1.876 <b>13,35%</b>
1.037 <b>9,96%</b>	870 <b>8,35%</b>	978 <b>9,39%</b>	1.291 <b>12,40%</b>	1.010 <b>9,70%</b>	1.254 <b>12,05%</b>	1.073 <b>10,31%</b>



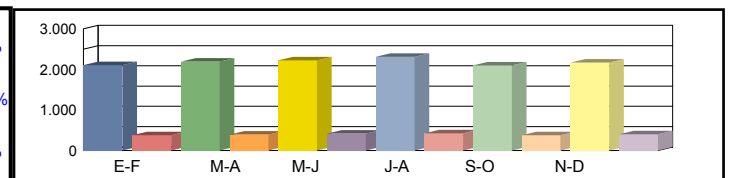
Media 00h-24h  
 Laborales 06h-22h  
 08h-14h

2.316 <b>16,26%</b>	2.401 <b>16,85%</b>	2.375 <b>16,67%</b>	2.485 <b>17,45%</b>	2.286 <b>16,05%</b>	2.323 <b>16,31%</b>	2.364 <b>16,60%</b>
2.260 <b>16,08%</b>	2.327 <b>16,56%</b>	2.305 <b>16,40%</b>	2.357 <b>16,77%</b>	2.234 <b>15,90%</b>	2.286 <b>16,26%</b>	2.295 <b>16,33%</b>
1.359 <b>13,06%</b>	1.416 <b>13,60%</b>	1.346 <b>12,93%</b>	1.266 <b>12,16%</b>	1.279 <b>12,29%</b>	1.320 <b>12,68%</b>	1.331 <b>12,78%</b>



Media 00h-24h  
 Diaria 06h-22h  
 08h-14h

2.107 <b>15,17%</b>	2.189 <b>15,20%</b>	2.223 <b>15,60%</b>	2.309 <b>15,49%</b>	2.093 <b>15,27%</b>	2.170 <b>15,58%</b>	<b>2.182 15,38%</b>
2.037 <b>14,78%</b>	2.109 <b>14,86%</b>	2.146 <b>15,27%</b>	2.164 <b>15,06%</b>	2.010 <b>14,76%</b>	2.125 <b>15,24%</b>	<b>2.098 15,00%</b>
1.190 <b>11,32%</b>	1.278 <b>11,67%</b>	1.241 <b>11,91%</b>	1.175 <b>12,00%</b>	1.116 <b>11,28%</b>	1.204 <b>11,79%</b>	<b>1.201 11,66%</b>



Coeficientes N  
 L  
 Coeficiente S


Los datos en color negro corresponden al total de vehículos y los datos en color azul corresponden a vehículos pesados (en %)



Castilla-La Mancha

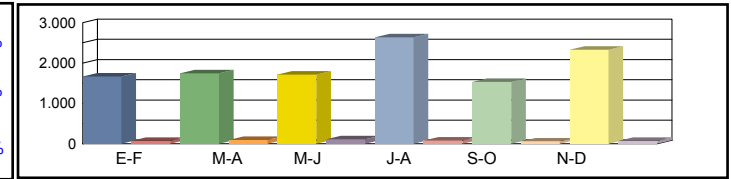
Consejería de Fomento

**Estación:** CR-3g  
**Carretera:** CM-3109 p.k. 51,92 **Provincia:** CIUDAD REAL  
**Ubicación:** La Solana - Valdepeñas  
**Año:** 2024  
**Tipo:** PRIMARIA

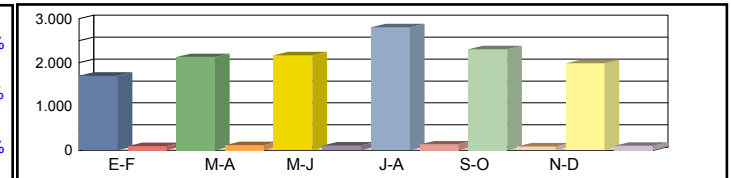
Dirección General de Carreteras

Ene-Feb	Mar-Abr	May-Jun	Jul-Ago	Sep-Oct	Nov-Dic	IMD
---------	---------	---------	---------	---------	---------	-----

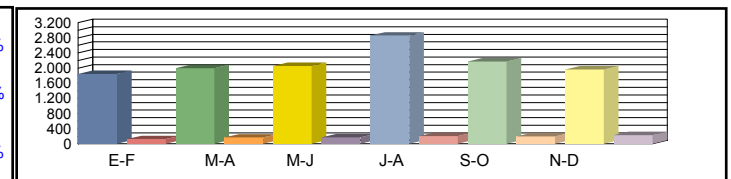
Media 00h-24h	1.670 4,43%	1.743 5,45%	1.717 6,17%	2.641 3,07%	1.531 3,92%	2.327 3,09%	1.938 4,36%
Domingos 06h-22h	1.435 3,34%	1.511 4,77%	1.501 5,33%	2.040 3,04%	1.266 3,55%	2.036 3,09%	1.632 3,85%
08h-14h	491 4,28%	719 3,20%	680 4,12%	775 3,48%	434 3,00%	1.075 2,05%	696 3,35%



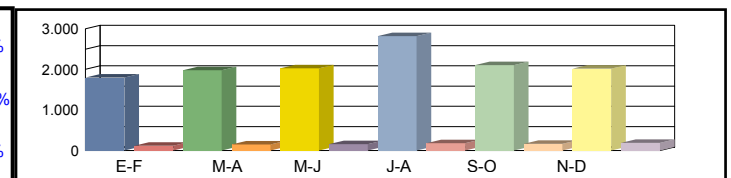
Media 00h-24h	1.697 5,24%	2.125 5,13%	2.168 4,66%	2.801 4,57%	2.304 3,73%	1.981 5,00%	2.179 4,72%
Sábados 06h-22h	1.504 4,39%	1.889 4,24%	1.894 4,07%	2.401 4,08%	2.076 3,66%	1.809 4,09%	1.929 4,09%
08h-14h	606 5,94%	668 5,39%	735 5,17%	1.074 4,28%	918 2,07%	759 4,74%	793 4,60%



Media 00h-24h	1.843 6,35%	1.999 7,70%	2.053 7,65%	2.860 6,78%	2.175 8,32%	1.963 10,60%	2.149 7,90%
Laborales 06h-22h	1.717 5,30%	1.863 7,14%	1.920 7,14%	2.544 6,80%	2.057 7,68%	1.826 10,02%	1.988 7,35%
08h-14h	723 4,56%	673 9,81%	714 8,82%	1.022 8,41%	820 8,29%	725 13,10%	780 8,83%



Media 00h-24h	1.797 5,95%	1.980 7,02%	2.022 7,02%	2.820 5,96%	2.101 7,14%	2.018 8,57%	<b>2.123 6,94%</b>
Diaria 06h-22h	1.646 4,92%	1.817 6,44%	1.856 6,47%	2.451 5,96%	1.946 6,68%	1.853 8,09%	<b>1.928 6,43%</b>
08h-14h	673 4,75%	678 8,11%	712 7,58%	994 7,24%	779 6,80%	780 9,74%	<b>769 7,37%</b>



Coeficientes N	1,07338	1,07300	1,06927	1,12421	1,05737	1,07503	
L	1,16603	1,07504	1,04676	0,75140	0,98805	1,09475	
Coeficiente S							0,98797

Los datos en color negro corresponden al total de vehículos y los datos en color azul corresponden a vehículos pesados (en %)



Castilla-La Mancha

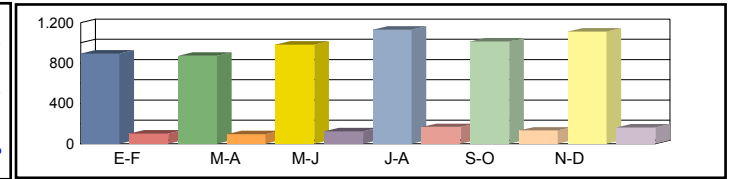
Consejería de Fomento

**Estación:** CR-41  
**Carretera:** CM-3103 p.k. 18,00 **Provincia:** CIUDAD REAL  
**Ubicación:** Límite Provincia con Toledo (El Toboso) - Pedro Muñoz  
**Año:** 2024  
**Tipo:** COBERTURA

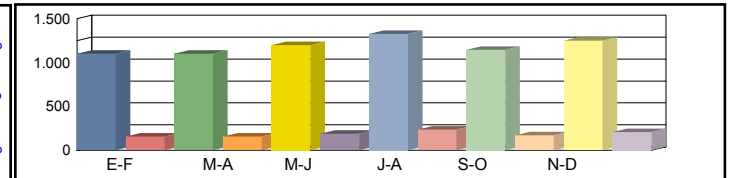
Dirección General de Carreteras

	Ene-Feb	Mar-Abr	May-Jun	Jul-Ago	Sep-Oct	Nov-Dic	IMD
--	---------	---------	---------	---------	---------	---------	-----

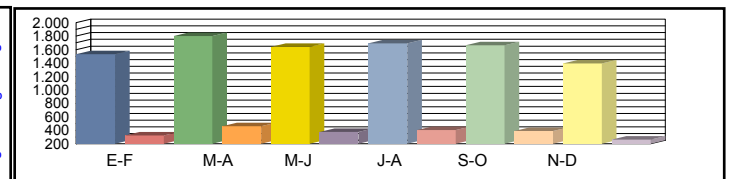
Media	00h-24h	893 10,16%	872 9,92%	983 11,18%	1.131 12,87%	1.015 11,54%	1.112 12,65%	1.001 11,39%
Domingos	06h-22h	701 9,92%	700 9,91%	767 10,85%	841 11,91%	783 11,09%	873 12,36%	778 11,00%
	08h-14h	264 10,87%	255 10,51%	298 12,29%	315 12,98%	266 10,99%	318 13,13%	286 11,80%



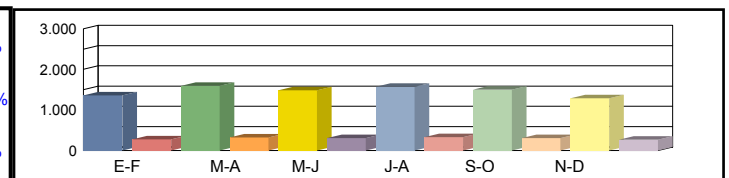
Media	00h-24h	1.101 12,52%	1.101 12,52%	1.198 13,63%	1.327 15,10%	1.145 13,02%	1.249 14,21%	1.187 13,50%
Sábados	06h-22h	875 12,39%	879 12,44%	954 13,50%	1.033 14,61%	907 12,83%	998 14,13%	941 13,32%
	08h-14h	356 14,67%	355 14,63%	416 17,15%	419 17,30%	375 15,45%	389 16,06%	385 15,88%



Media	00h-24h	1.531 17,42%	1.801 20,49%	1.640 18,66%	1.693 19,26%	1.665 18,94%	1.396 15,88%	1.621 18,44%
Laborales	06h-22h	1.288 18,23%	1.511 21,38%	1.358 19,22%	1.352 19,13%	1.401 19,82%	1.158 16,39%	1.345 19,03%
	08h-14h	505 20,84%	573 23,63%	528 21,78%	533 21,99%	547 22,57%	470 19,40%	526 21,70%



Media	00h-24h	1.359 16,57%	1.596 16,53%	1.483 16,87%	1.572 17,32%	1.502 16,84%	1.284 17,17%	<b>1.466 16,88%</b>
Diaria	06h-22h	1.134 16,91%	1.330 16,92%	1.216 17,21%	1.232 17,52%	1.250 17,15%	1.055 17,51%	<b>1.203 17,20%</b>
	08h-14h	445 19,21%	504 19,15%	479 19,76%	487 19,88%	486 19,33%	426 19,73%	<b>471 19,51%</b>



Coeficientes	N							
	L							
Coeficiente	S							

Los datos en color negro corresponden al total de vehículos y los datos en color azul corresponden a vehículos pesados (en %)





Castilla-La Mancha

Consejería de Fomento

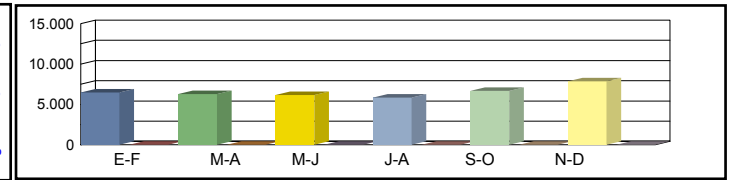
**Estación:** CR-451a  
**Carretera:** CM-45 p.k. 0,00 **Provincia:** CIUDAD REAL  
**Ubicación:** Enlace A-41 - Enlace CM-4111  
**Año:** 2024  
**Tipo:** PRIMARIA

Dirección General de Carreteras

Ene-Feb	Mar-Abr	May-Jun	Jul-Ago	Sep-Oct	Nov-Dic	IMD
---------	---------	---------	---------	---------	---------	-----

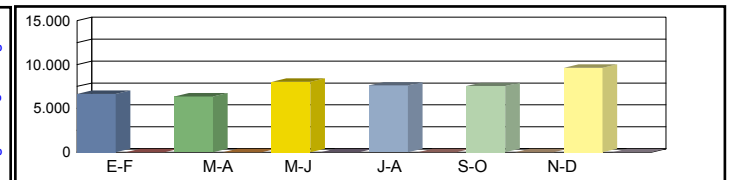
Media 00h-24h  
 Domingos 06h-22h  
 08h-14h

6.501 0,00%	6.280 0,00%	6.187 0,00%	5.843 0,00%	6.683 0,03%	7.852 0,00%	6.558 0,03%
5.725 0,00%	5.348 0,00%	5.018 0,00%	4.622 0,00%	5.834 0,00%	7.059 0,00%	5.601 0,00%
1.887 0,00%	1.588 0,00%	1.824 0,00%	1.663 0,00%	1.699 0,00%	2.276 0,00%	1.823 0,00%



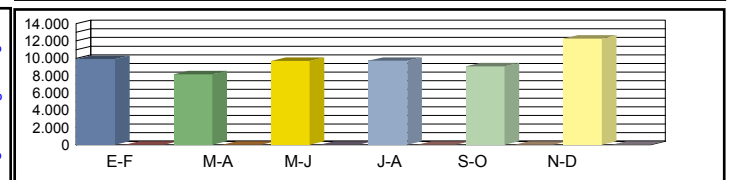
Media 00h-24h  
 Sábados 06h-22h  
 08h-14h

6.656 0,00%	6.371 0,00%	8.037 0,00%	7.610 0,00%	7.538 0,00%	9.618 0,00%	7.638 0,00%
5.880 0,00%	5.691 0,00%	6.788 0,00%	6.410 0,00%	6.664 0,00%	8.662 0,00%	6.682 0,00%
2.732 0,00%	2.786 0,00%	3.028 0,00%	3.045 0,00%	2.830 0,00%	3.665 0,00%	3.014 0,00%



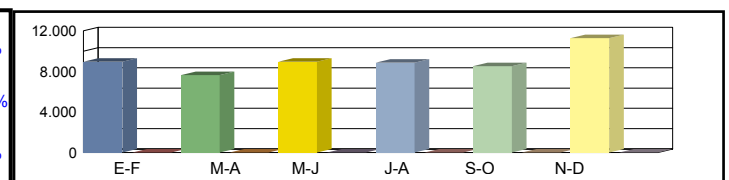
Media 00h-24h  
 Laborales 06h-22h  
 08h-14h

9.917 0,00%	8.156 0,00%	9.692 0,00%	9.714 0,00%	9.082 0,00%	12.288 0,00%	9.808 0,00%
9.393 0,00%	7.701 0,00%	8.902 0,00%	8.844 0,00%	8.558 0,00%	11.721 0,00%	9.186 0,00%
3.895 0,00%	3.242 0,00%	3.756 0,00%	3.583 0,00%	3.651 0,00%	4.837 0,00%	3.827 0,00%



Media 00h-24h  
 Diaria 06h-22h  
 08h-14h

8.963 0,00%	7.633 0,00%	8.955 0,00%	8.860 0,00%	8.519 0,00%	11.273 0,00%	<b>9.034 0,00%</b>
8.367 0,00%	7.078 0,00%	8.045 0,00%	7.893 0,00%	7.898 0,00%	10.618 0,00%	<b>8.316 0,00%</b>
3.442 0,00%	2.941 0,00%	3.376 0,00%	3.232 0,00%	3.255 0,00%	4.304 0,00%	<b>3.425 0,00%</b>



Coeficientes N  
 L  
 Coeficiente S

1,05579	1,05908	1,08874	1,09837	1,06123	1,04837	
0,98901	1,20255	1,01197	1,00968	1,07994	0,79818	
						0,92106

Los datos en color negro corresponden al total de vehículos y los datos en color azul corresponden a vehículos pesados (en %)



Castilla-La Mancha

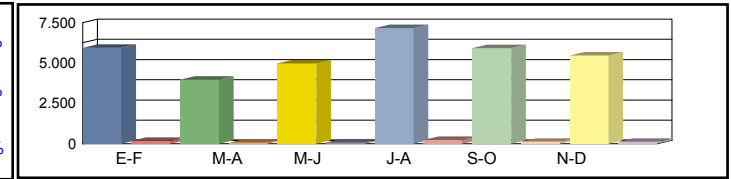
Consejería de Fomento

**Estación:** CR-452a  
**Carretera:** CM-45 p.k. 4,00 **Provincia:** CIUDAD REAL  
**Ubicación:** Enlace CM-4111 - Enlace CM-4173  
**Año:** 2024  
**Tipo:** PRIMARIA

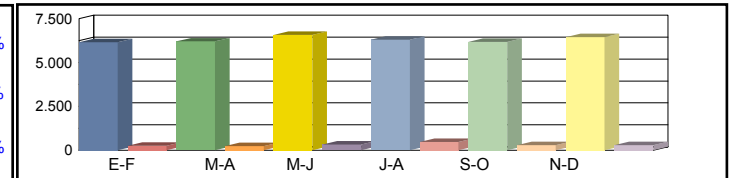
Dirección General de Carreteras

Ene-Feb	Mar-Abr	May-Jun	Jul-Ago	Sep-Oct	Nov-Dic	IMD
---------	---------	---------	---------	---------	---------	-----

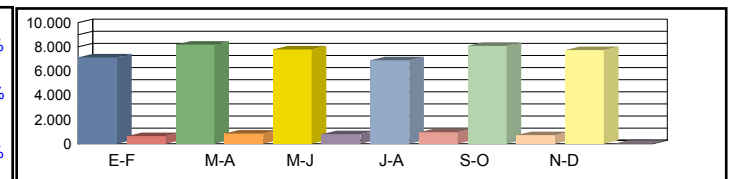
Media Domingos	00h-24h	5.938 <b>2,96%</b>	3.972 <b>1,70%</b>	4.985 <b>1,88%</b>	7.164 <b>3,22%</b>	5.917 <b>2,28%</b>	5.466 <b>2,33%</b>	5.574 <b>2,39%</b>
	06h-22h	5.160 <b>2,35%</b>	3.674 <b>1,42%</b>	4.519 <b>1,49%</b>	6.506 <b>2,31%</b>	5.365 <b>2,15%</b>	4.849 <b>1,90%</b>	5.012 <b>1,94%</b>
	08h-14h	1.464 <b>1,91%</b>	1.442 <b>1,73%</b>	1.782 <b>1,38%</b>	1.629 <b>1,52%</b>	1.684 <b>2,58%</b>	1.677 <b>2,12%</b>	1.613 <b>1,87%</b>



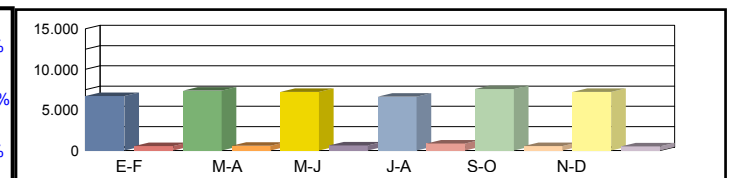
Media Sábados	00h-24h	6.157 <b>3,85%</b>	6.202 <b>3,78%</b>	6.581 <b>4,67%</b>	6.302 <b>6,90%</b>	6.183 <b>4,37%</b>	6.443 <b>4,26%</b>	6.311 <b>4,64%</b>
	06h-22h	5.733 <b>2,80%</b>	5.560 <b>3,17%</b>	6.013 <b>4,27%</b>	5.928 <b>6,96%</b>	5.618 <b>4,23%</b>	5.883 <b>3,96%</b>	5.789 <b>4,23%</b>
	08h-14h	2.251 <b>2,23%</b>	2.064 <b>5,03%</b>	2.504 <b>7,28%</b>	2.388 <b>4,87%</b>	2.627 <b>7,13%</b>	2.646 <b>5,20%</b>	2.413 <b>5,29%</b>



Media Laborales	00h-24h	7.147 <b>8,36%</b>	8.180 <b>9,33%</b>	7.799 <b>9,40%</b>	6.899 <b>12,13%</b>	8.085 <b>8,29%</b>	7.741 <b>0,00%</b>	7.642 <b>9,50%</b>
	06h-22h	6.813 <b>8,00%</b>	7.888 <b>9,10%</b>	7.487 <b>9,48%</b>	6.425 <b>11,85%</b>	7.704 <b>8,08%</b>	7.381 <b>0,00%</b>	7.283 <b>9,30%</b>
	08h-14h	2.854 <b>10,73%</b>	3.539 <b>10,90%</b>	3.182 <b>10,21%</b>	2.754 <b>12,54%</b>	2.835 <b>8,30%</b>	3.035 <b>0,00%</b>	3.033 <b>10,54%</b>



Media Diaria	00h-24h	6.700 <b>7,49%</b>	7.379 <b>7,17%</b>	7.235 <b>7,68%</b>	6.642 <b>11,25%</b>	7.580 <b>6,69%</b>	7.231 <b>6,22%</b>	<b>7.128</b> <b>7,75%</b>
	06h-22h	6.303 <b>7,02%</b>	7.044 <b>6,82%</b>	6.874 <b>7,58%</b>	6.136 <b>11,14%</b>	7.141 <b>6,50%</b>	6.805 <b>5,97%</b>	<b>6.717</b> <b>7,51%</b>
	08h-14h	2.538 <b>8,88%</b>	3.112 <b>7,70%</b>	2.915 <b>8,27%</b>	2.488 <b>10,95%</b>	2.600 <b>7,77%</b>	2.785 <b>6,80%</b>	<b>2.740</b> <b>8,40%</b>



Coeficientes	N							
	L							
Coeficiente	S							

Los datos en color negro corresponden al total de vehículos y los datos en color azul corresponden a vehículos pesados (en %)



Castilla-La Mancha

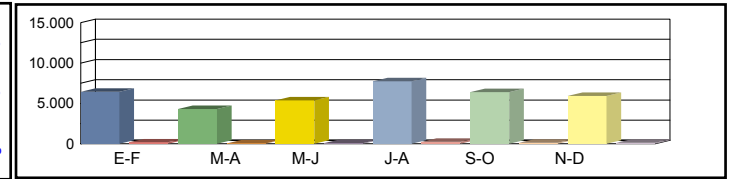
Consejería de Fomento

**Estación:** CR-453a  
**Carretera:** CM-45 p.k. 9,00 **Provincia:** CIUDAD REAL  
**Ubicación:** Enlace CM-4173 - Enlace CR-5121  
**Año:** 2024  
**Tipo:** PRIMARIA

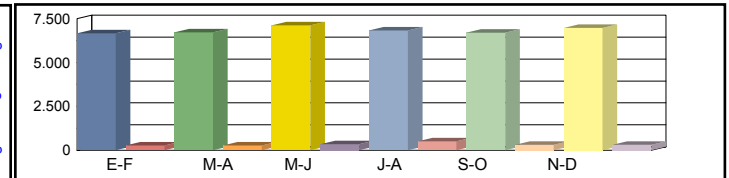
Dirección General de Carreteras

Ene-Feb	Mar-Abr	May-Jun	Jul-Ago	Sep-Oct	Nov-Dic	IMD
---------	---------	---------	---------	---------	---------	-----

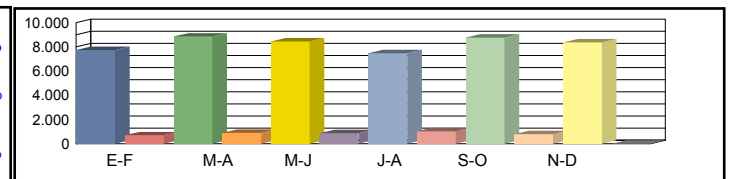
Media Domingos	00h-24h	6.430 <b>2,96%</b>	4.301 <b>1,70%</b>	5.397 <b>1,88%</b>	7.757 <b>3,22%</b>	6.407 <b>2,28%</b>	5.918 <b>2,33%</b>	6.035 <b>2,39%</b>
	06h-22h	5.550 <b>2,35%</b>	3.952 <b>1,42%</b>	4.861 <b>1,49%</b>	6.999 <b>2,31%</b>	5.771 <b>2,15%</b>	5.216 <b>1,90%</b>	5.392 <b>1,94%</b>
	08h-14h	1.540 <b>1,91%</b>	1.517 <b>1,73%</b>	1.874 <b>1,38%</b>	1.713 <b>1,52%</b>	1.771 <b>2,58%</b>	1.763 <b>2,12%</b>	1.696 <b>1,87%</b>



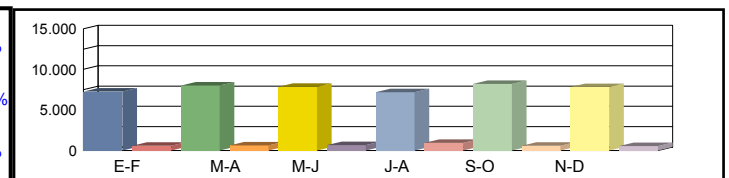
Media Sábados	00h-24h	6.667 <b>3,85%</b>	6.715 <b>3,78%</b>	7.126 <b>4,67%</b>	6.824 <b>6,90%</b>	6.695 <b>4,37%</b>	6.976 <b>4,26%</b>	6.834 <b>4,64%</b>
	06h-22h	6.168 <b>2,80%</b>	5.982 <b>3,17%</b>	6.468 <b>4,27%</b>	6.377 <b>6,96%</b>	6.044 <b>4,23%</b>	6.329 <b>3,96%</b>	6.228 <b>4,23%</b>
	08h-14h	2.368 <b>2,23%</b>	2.170 <b>5,03%</b>	2.633 <b>7,28%</b>	2.511 <b>4,87%</b>	2.763 <b>7,13%</b>	2.783 <b>5,20%</b>	2.538 <b>5,29%</b>



Media Laborales	00h-24h	7.738 <b>8,36%</b>	8.857 <b>9,33%</b>	8.445 <b>9,40%</b>	7.471 <b>12,13%</b>	8.755 <b>8,29%</b>	8.382 <b>0,00%</b>	8.275 <b>9,50%</b>
	06h-22h	7.329 <b>8,00%</b>	8.486 <b>9,10%</b>	8.054 <b>9,48%</b>	6.912 <b>11,85%</b>	8.288 <b>8,08%</b>	7.940 <b>0,00%</b>	7.835 <b>9,30%</b>
	08h-14h	3.001 <b>10,73%</b>	3.722 <b>10,90%</b>	3.347 <b>10,21%</b>	2.897 <b>12,54%</b>	2.982 <b>8,30%</b>	3.192 <b>0,00%</b>	3.190 <b>10,54%</b>



Media Diaria	00h-24h	7.254 <b>7,49%</b>	7.989 <b>7,17%</b>	7.835 <b>7,68%</b>	7.193 <b>11,25%</b>	8.209 <b>6,69%</b>	7.829 <b>6,22%</b>	<b>7.718</b> <b>7,75%</b>
	06h-22h	6.780 <b>7,02%</b>	7.578 <b>6,82%</b>	7.394 <b>7,58%</b>	6.601 <b>11,14%</b>	7.682 <b>6,50%</b>	7.321 <b>5,97%</b>	<b>7.226</b> <b>7,51%</b>
	08h-14h	2.668 <b>8,88%</b>	3.273 <b>7,70%</b>	3.066 <b>8,27%</b>	2.617 <b>10,95%</b>	2.735 <b>7,77%</b>	2.930 <b>6,80%</b>	<b>2.882</b> <b>8,40%</b>



Coeficientes	N							
	L							
Coeficiente	S							

Los datos en color negro corresponden al total de vehículos y los datos en color azul corresponden a vehículos pesados (en %)



Castilla-La Mancha

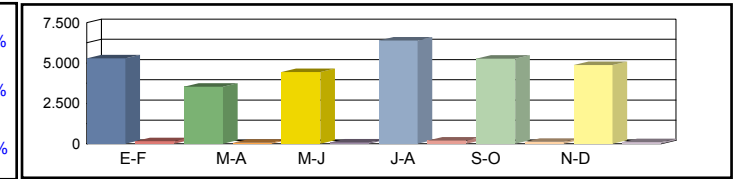
Consejería de Fomento

**Estación:** CR-454a  
**Carretera:** CM-45 p.k. 13,00 **Provincia:** CIUDAD REAL  
**Ubicación:** Enlace CR-5121 - Enlace CR-5122  
**Año:** 2024  
**Tipo:** PRIMARIA

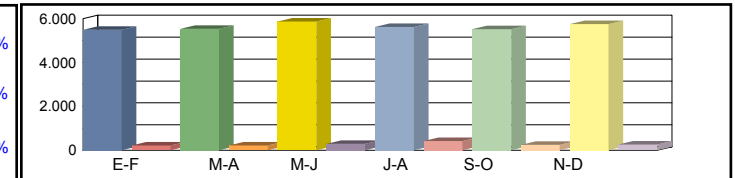
Dirección General de Carreteras

Ene-Feb	Mar-Abr	May-Jun	Jul-Ago	Sep-Oct	Nov-Dic	IMD
---------	---------	---------	---------	---------	---------	-----

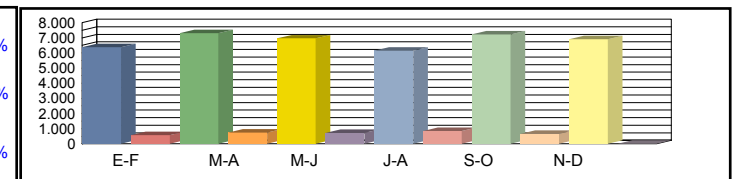
Media Domingos	00h-24h	5.298 <b>2,96%</b>	3.544 <b>1,70%</b>	4.448 <b>1,88%</b>	6.392 <b>3,22%</b>	5.280 <b>2,28%</b>	4.877 <b>2,33%</b>	4.973 <b>2,39%</b>
	06h-22h	4.589 <b>2,35%</b>	3.268 <b>1,42%</b>	4.019 <b>1,49%</b>	5.787 <b>2,31%</b>	4.772 <b>2,15%</b>	4.313 <b>1,90%</b>	4.458 <b>1,94%</b>
	08h-14h	1.292 <b>1,91%</b>	1.272 <b>1,73%</b>	1.572 <b>1,38%</b>	1.437 <b>1,52%</b>	1.485 <b>2,58%</b>	1.479 <b>2,12%</b>	1.423 <b>1,87%</b>



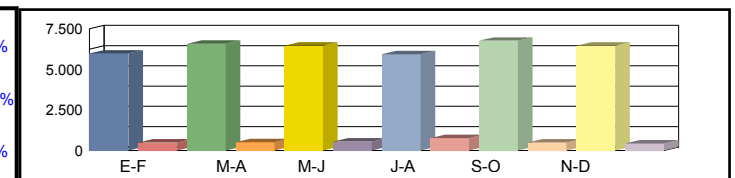
Media Sábados	00h-24h	5.494 <b>3,85%</b>	5.534 <b>3,78%</b>	5.872 <b>4,67%</b>	5.623 <b>6,90%</b>	5.517 <b>4,37%</b>	5.749 <b>4,26%</b>	5.632 <b>4,64%</b>
	06h-22h	5.100 <b>2,80%</b>	4.946 <b>3,17%</b>	5.348 <b>4,27%</b>	5.273 <b>6,96%</b>	4.997 <b>4,23%</b>	5.233 <b>3,96%</b>	5.150 <b>4,23%</b>
	08h-14h	1.986 <b>2,23%</b>	1.820 <b>5,03%</b>	2.208 <b>7,28%</b>	2.106 <b>4,87%</b>	2.317 <b>7,13%</b>	2.334 <b>5,20%</b>	2.128 <b>5,29%</b>



Media Laborales	00h-24h	6.377 <b>8,36%</b>	7.299 <b>9,33%</b>	6.959 <b>9,40%</b>	6.156 <b>12,13%</b>	7.214 <b>8,29%</b>	6.907 <b>0,00%</b>	6.819 <b>9,50%</b>
	06h-22h	6.059 <b>8,00%</b>	7.016 <b>9,10%</b>	6.659 <b>9,48%</b>	5.715 <b>11,85%</b>	6.852 <b>8,08%</b>	6.565 <b>0,00%</b>	6.478 <b>9,30%</b>
	08h-14h	2.517 <b>10,73%</b>	3.122 <b>10,90%</b>	2.807 <b>10,21%</b>	2.429 <b>12,54%</b>	2.501 <b>8,30%</b>	2.677 <b>0,00%</b>	2.676 <b>10,54%</b>



Media Diaria	00h-24h	5.978 <b>7,49%</b>	6.584 <b>7,17%</b>	6.456 <b>7,68%</b>	5.927 <b>11,25%</b>	6.764 <b>6,69%</b>	6.452 <b>6,22%</b>	<b>6.360</b> <b>7,75%</b>
	06h-22h	5.605 <b>7,02%</b>	6.265 <b>6,82%</b>	6.114 <b>7,58%</b>	5.458 <b>11,14%</b>	6.351 <b>6,50%</b>	6.053 <b>5,97%</b>	<b>5.974</b> <b>7,51%</b>
	08h-14h	2.238 <b>8,88%</b>	2.745 <b>7,70%</b>	2.571 <b>8,27%</b>	2.194 <b>10,95%</b>	2.294 <b>7,77%</b>	2.457 <b>6,80%</b>	<b>2.416</b> <b>8,40%</b>



Coeficientes	N							
	L							
Coeficiente	S							

Los datos en color negro corresponden al total de vehículos y los datos en color azul corresponden a vehículos pesados (en %)



Castilla-La Mancha

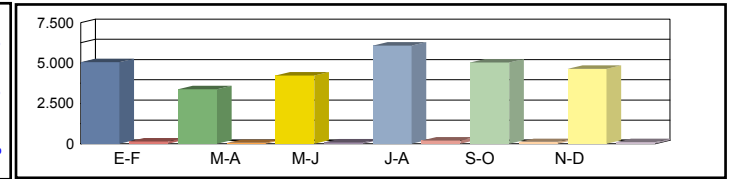
Consejería de Fomento

**Estación:** CR-455a  
**Carretera:** CM-45 p.k. 17,30 **Provincia:** CIUDAD REAL  
**Ubicación:** Enlace CR-5122 - Enlace CM-4174  
**Año:** 2024  
**Tipo:** PRIMARIA

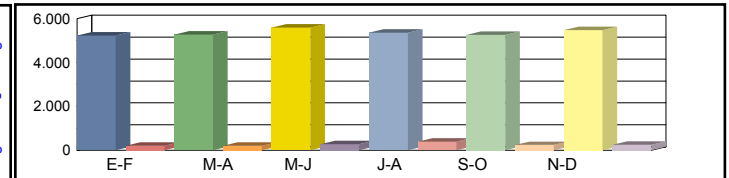
Dirección General de Carreteras

Ene-Feb	Mar-Abr	May-Jun	Jul-Ago	Sep-Oct	Nov-Dic	IMD
---------	---------	---------	---------	---------	---------	-----

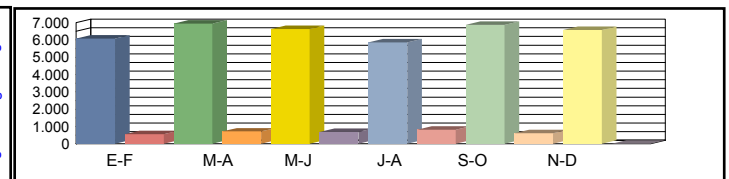
Media	00h-24h	5.048 <b>2,96%</b>	3.376 <b>1,70%</b>	4.237 <b>1,88%</b>	6.090 <b>3,22%</b>	5.030 <b>2,28%</b>	4.646 <b>2,33%</b>	4.738 <b>2,39%</b>
Domingos	06h-22h	4.371 <b>2,35%</b>	3.113 <b>1,42%</b>	3.828 <b>1,49%</b>	5.512 <b>2,31%</b>	4.545 <b>2,15%</b>	4.108 <b>1,90%</b>	4.246 <b>1,94%</b>
	08h-14h	1.230 <b>1,91%</b>	1.212 <b>1,73%</b>	1.497 <b>1,38%</b>	1.369 <b>1,52%</b>	1.415 <b>2,58%</b>	1.409 <b>2,12%</b>	1.355 <b>1,87%</b>



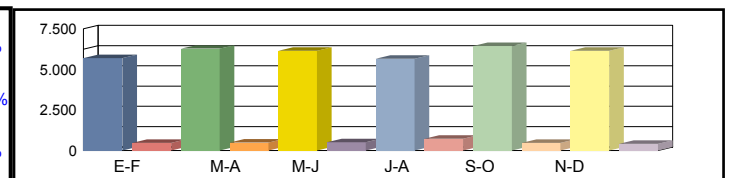
Media	00h-24h	5.234 <b>3,85%</b>	5.272 <b>3,78%</b>	5.594 <b>4,67%</b>	5.357 <b>6,90%</b>	5.256 <b>4,37%</b>	5.477 <b>4,26%</b>	5.365 <b>4,64%</b>
Sábados	06h-22h	4.857 <b>2,80%</b>	4.711 <b>3,17%</b>	5.094 <b>4,27%</b>	5.022 <b>6,96%</b>	4.760 <b>4,23%</b>	4.984 <b>3,96%</b>	4.905 <b>4,23%</b>
	08h-14h	1.891 <b>2,23%</b>	1.734 <b>5,03%</b>	2.103 <b>7,28%</b>	2.006 <b>4,87%</b>	2.208 <b>7,13%</b>	2.224 <b>5,20%</b>	2.028 <b>5,29%</b>



Media	00h-24h	6.075 <b>8,36%</b>	6.953 <b>9,33%</b>	6.630 <b>9,40%</b>	5.865 <b>12,13%</b>	6.873 <b>8,29%</b>	6.580 <b>0,00%</b>	6.496 <b>9,50%</b>
Laborales	06h-22h	5.771 <b>8,00%</b>	6.683 <b>9,10%</b>	6.343 <b>9,48%</b>	5.443 <b>11,85%</b>	6.527 <b>8,08%</b>	6.253 <b>0,00%</b>	6.170 <b>9,30%</b>
	08h-14h	2.398 <b>10,73%</b>	2.974 <b>10,90%</b>	2.674 <b>10,21%</b>	2.314 <b>12,54%</b>	2.382 <b>8,30%</b>	2.550 <b>0,00%</b>	2.549 <b>10,54%</b>



Media	00h-24h	5.695 <b>7,49%</b>	6.272 <b>7,17%</b>	6.151 <b>7,68%</b>	5.647 <b>11,25%</b>	6.444 <b>6,69%</b>	6.146 <b>6,22%</b>	<b>6.059</b> <b>7,75%</b>
Diaria	06h-22h	5.339 <b>7,02%</b>	5.968 <b>6,82%</b>	5.824 <b>7,58%</b>	5.198 <b>11,14%</b>	6.050 <b>6,50%</b>	5.765 <b>5,97%</b>	<b>5.691</b> <b>7,51%</b>
	08h-14h	2.132 <b>8,88%</b>	2.615 <b>7,70%</b>	2.449 <b>8,27%</b>	2.090 <b>10,95%</b>	2.185 <b>7,77%</b>	2.340 <b>6,80%</b>	<b>2.302</b> <b>8,40%</b>



Coeficientes	N							
	L							
Coeficiente	S							

Los datos en color negro corresponden al total de vehículos y los datos en color azul corresponden a vehículos pesados (en %)



Castilla-La Mancha

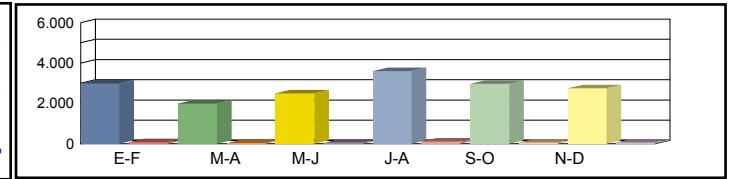
Consejería de Fomento

**Estación:** CR-456a  
**Carretera:** CM-45 p.k. 20,50 **Provincia:** CIUDAD REAL  
**Ubicación:** Enlace CM-4174 - Enlace CR-5123  
**Año:** 2024  
**Tipo:** PRIMARIA

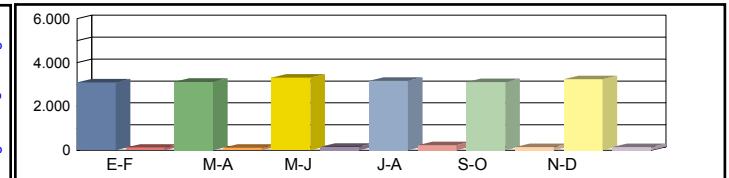
Dirección General de Carreteras

Ene-Feb	Mar-Abr	May-Jun	Jul-Ago	Sep-Oct	Nov-Dic	IMD
---------	---------	---------	---------	---------	---------	-----

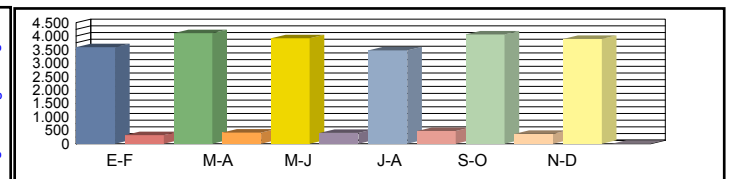
Media	00h-24h	2.986 2,96%	1.997 1,70%	2.506 1,88%	3.602 3,22%	2.975 2,28%	2.748 2,33%	2.802 2,39%
Domingos	06h-22h	2.595 2,35%	1.848 1,42%	2.272 1,49%	3.272 2,31%	2.698 2,15%	2.439 1,90%	2.521 1,94%
	08h-14h	742 1,91%	731 1,73%	903 1,38%	826 1,52%	853 2,58%	850 2,12%	818 1,87%



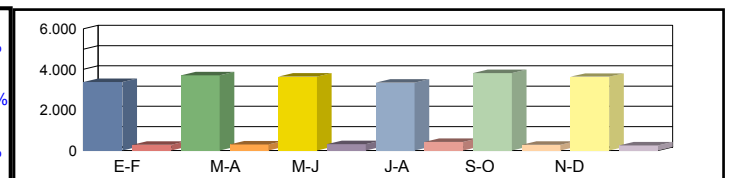
Media	00h-24h	3.096 3,85%	3.118 3,78%	3.309 4,67%	3.169 6,90%	3.109 4,37%	3.239 4,26%	3.173 4,64%
Sábados	06h-22h	2.883 2,80%	2.796 3,17%	3.024 4,27%	2.981 6,96%	2.825 4,23%	2.959 3,96%	2.911 4,23%
	08h-14h	1.141 2,23%	1.046 5,03%	1.269 7,28%	1.210 4,87%	1.331 7,13%	1.341 5,20%	1.223 5,29%



Media	00h-24h	3.593 8,36%	4.113 9,33%	3.921 9,40%	3.469 12,13%	4.065 8,29%	3.892 0,00%	3.842 9,50%
Laborales	06h-22h	3.426 8,00%	3.967 9,10%	3.765 9,48%	3.231 11,85%	3.875 8,08%	3.712 0,00%	3.663 9,30%
	08h-14h	1.446 10,73%	1.793 10,90%	1.613 10,21%	1.396 12,54%	1.437 8,30%	1.538 0,00%	1.537 10,54%



Media	00h-24h	3.368 7,49%	3.710 7,17%	3.638 7,68%	3.340 11,25%	3.811 6,69%	3.635 6,22%	<b>3.584 7,75%</b>
Diaria	06h-22h	3.169 7,02%	3.543 6,82%	3.457 7,58%	3.085 11,14%	3.592 6,50%	3.422 5,97%	<b>3.378 7,51%</b>
	08h-14h	1.286 8,88%	1.577 7,70%	1.478 8,27%	1.261 10,95%	1.318 7,77%	1.412 6,80%	<b>1.389 8,40%</b>



Coeficientes	N							
	L							
Coeficiente	S							

Los datos en color negro corresponden al total de vehículos y los datos en color azul corresponden a vehículos pesados (en %)



**Castilla-La Mancha**

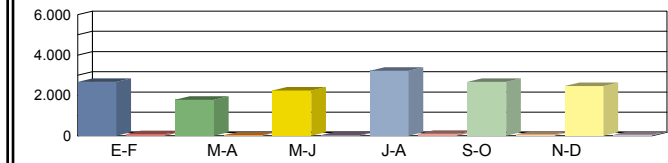
Consejería de Fomento

**Estación:** CR-457a  
**Carretera:** CM-45 p.k. 23,40 **Provincia:** CIUDAD REAL  
**Ubicación:** Enlace CR-5123 -Enlace CM-413  
**Año:** 2024  
**Tipo:** PRIMARIA

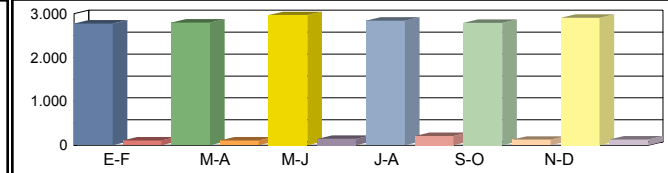
**Dirección General de Carreteras**

Ene-Feb	Mar-Abr	May-Jun	Jul-Ago	Sep-Oct	Nov-Dic	IMD
---------	---------	---------	---------	---------	---------	-----

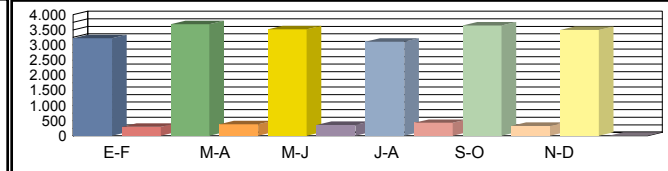
Media Domingos	00h-24h	2.678 <b>2,96%</b>	1.791 <b>1,70%</b>	2.248 <b>1,88%</b>	3.231 <b>3,22%</b>	2.668 <b>2,28%</b>	2.465 <b>2,33%</b>	2.514 <b>2,39%</b>
	06h-22h	2.326 <b>2,35%</b>	1.657 <b>1,42%</b>	2.037 <b>1,49%</b>	2.934 <b>2,31%</b>	2.419 <b>2,15%</b>	2.186 <b>1,90%</b>	2.260 <b>1,94%</b>
	08h-14h	666 <b>1,91%</b>	656 <b>1,73%</b>	810 <b>1,38%</b>	741 <b>1,52%</b>	766 <b>2,58%</b>	762 <b>2,12%</b>	734 <b>1,87%</b>



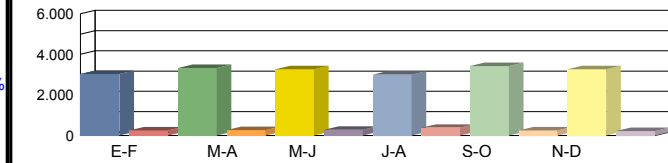
Media Sábados	00h-24h	2.777 <b>3,85%</b>	2.797 <b>3,78%</b>	2.968 <b>4,67%</b>	2.842 <b>6,90%</b>	2.788 <b>4,37%</b>	2.906 <b>4,26%</b>	2.846 <b>4,64%</b>
	06h-22h	2.585 <b>2,80%</b>	2.507 <b>3,17%</b>	2.711 <b>4,27%</b>	2.673 <b>6,96%</b>	2.533 <b>4,23%</b>	2.653 <b>3,96%</b>	2.610 <b>4,23%</b>
	08h-14h	1.024 <b>2,23%</b>	938 <b>5,03%</b>	1.138 <b>7,28%</b>	1.086 <b>4,87%</b>	1.195 <b>7,13%</b>	1.203 <b>5,20%</b>	1.097 <b>5,29%</b>



Media Laborales	00h-24h	3.223 <b>8,36%</b>	3.689 <b>9,33%</b>	3.517 <b>9,40%</b>	3.111 <b>12,13%</b>	3.646 <b>8,29%</b>	3.491 <b>0,00%</b>	3.446 <b>9,50%</b>
	06h-22h	3.072 <b>8,00%</b>	3.557 <b>9,10%</b>	3.376 <b>9,48%</b>	2.897 <b>11,85%</b>	3.474 <b>8,08%</b>	3.328 <b>0,00%</b>	3.284 <b>9,30%</b>
	08h-14h	1.298 <b>10,73%</b>	1.609 <b>10,90%</b>	1.447 <b>10,21%</b>	1.252 <b>12,54%</b>	1.289 <b>8,30%</b>	1.380 <b>0,00%</b>	1.379 <b>10,54%</b>



Media Diaria	00h-24h	3.022 <b>7,49%</b>	3.328 <b>7,17%</b>	3.263 <b>7,68%</b>	2.995 <b>11,25%</b>	3.418 <b>6,69%</b>	3.261 <b>6,22%</b>	<b>3.214</b> <b>7,75%</b>
	06h-22h	2.842 <b>7,02%</b>	3.176 <b>6,82%</b>	3.100 <b>7,58%</b>	2.766 <b>11,14%</b>	3.220 <b>6,50%</b>	3.068 <b>5,97%</b>	<b>3.029</b> <b>7,51%</b>
	08h-14h	1.154 <b>8,88%</b>	1.415 <b>7,70%</b>	1.325 <b>8,27%</b>	1.131 <b>10,95%</b>	1.182 <b>7,77%</b>	1.267 <b>6,80%</b>	<b>1.246</b> <b>8,40%</b>



Coeficientes	N							
	L							
Coeficiente	S							

Los datos en color negro corresponden al total de vehículos y los datos en color azul corresponden a vehículos pesados (en %)



**Castilla-La Mancha**

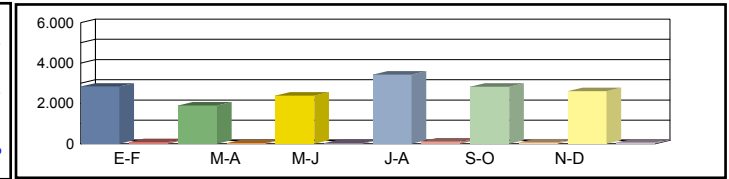
Consejería de Fomento

**Estación:** CR-458a  
**Carretera:** CM-45 p.k. 25,00 **Provincia:** CIUDAD REAL  
**Ubicación:** Enlace CM-413 - Enlace CM-4124  
**Año:** 2024  
**Tipo:** PRIMARIA

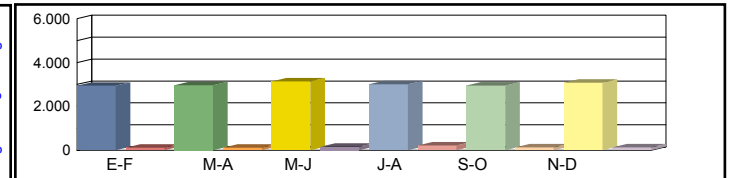
**Dirección General de Carreteras**

Ene-Feb	Mar-Abr	May-Jun	Jul-Ago	Sep-Oct	Nov-Dic	IMD
---------	---------	---------	---------	---------	---------	-----

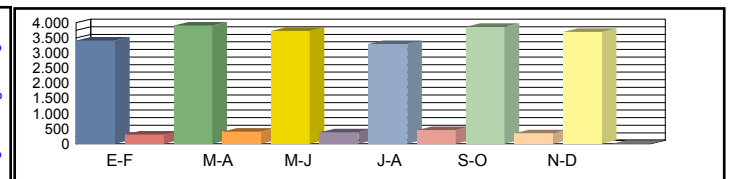
Media	00h-24h	2.838 2,96%	1.898 1,70%	2.382 1,88%	3.423 3,22%	2.827 2,28%	2.612 2,33%	2.663 2,39%
Domingos	06h-22h	2.449 2,35%	1.744 1,42%	2.145 1,49%	3.088 2,31%	2.546 2,15%	2.301 1,90%	2.379 1,94%
	08h-14h	731 1,91%	720 1,73%	889 1,38%	813 1,52%	840 2,58%	837 2,12%	805 1,87%



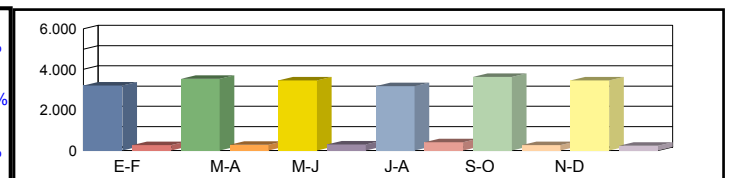
Media	00h-24h	2.942 3,85%	2.963 3,78%	3.145 4,67%	3.012 6,90%	2.955 4,37%	3.079 4,26%	3.016 4,64%
Sábados	06h-22h	2.721 2,80%	2.639 3,17%	2.854 4,27%	2.813 6,96%	2.666 4,23%	2.792 3,96%	2.748 4,23%
	08h-14h	1.124 2,23%	1.030 5,03%	1.250 7,28%	1.192 4,87%	1.312 7,13%	1.321 5,20%	1.205 5,29%



Media	00h-24h	3.415 8,36%	3.909 9,33%	3.727 9,40%	3.297 12,13%	3.864 8,29%	3.699 0,00%	3.652 9,50%
Laborales	06h-22h	3.233 8,00%	3.744 9,10%	3.553 9,48%	3.049 11,85%	3.656 8,08%	3.503 0,00%	3.456 9,30%
	08h-14h	1.425 10,73%	1.767 10,90%	1.588 10,21%	1.375 12,54%	1.415 8,30%	1.515 0,00%	1.514 10,54%



Media	00h-24h	3.202 7,49%	3.526 7,17%	3.458 7,68%	3.174 11,25%	3.623 6,69%	3.455 6,22%	<b>3.406 7,75%</b>
Diaria	06h-22h	2.991 7,02%	3.343 6,82%	3.262 7,58%	2.912 11,14%	3.389 6,50%	3.230 5,97%	<b>3.188 7,51%</b>
	08h-14h	1.267 8,88%	1.554 7,70%	1.455 8,27%	1.242 10,95%	1.298 7,77%	1.390 6,80%	<b>1.368 8,40%</b>



Coeficientes	N							
	L							
Coeficiente	S							

Los datos en color negro corresponden al total de vehículos y los datos en color azul corresponden a vehículos pesados (en %)





Castilla-La Mancha

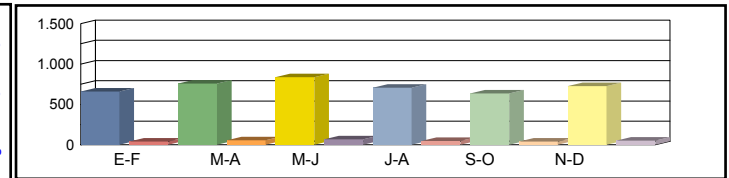
Consejería de Fomento

**Estación:** CR-47  
**Carretera:** CM-412 p.k. 139,00 **Provincia:** CIUDAD REAL  
**Ubicación:** Villahermosa - Villanueva de la Fuente  
**Año:** 2024  
**Tipo:** COBERTURA

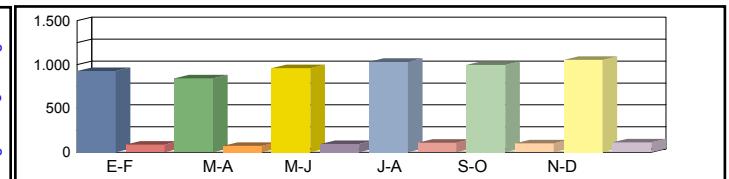
Dirección General de Carreteras

	Ene-Feb	Mar-Abr	May-Jun	Jul-Ago	Sep-Oct	Nov-Dic	IMD
--	---------	---------	---------	---------	---------	---------	-----

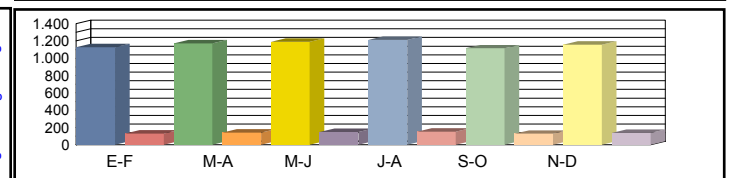
Media	00h-24h	660 6,10%	758 7,01%	838 7,75%	709 6,56%	637 5,89%	729 6,74%	722 6,67%
Domingos	06h-22h	572 5,28%	696 6,43%	784 7,24%	609 5,63%	522 4,83%	659 6,09%	640 5,92%
	08h-14h	176 3,41%	331 6,43%	357 6,93%	265 5,14%	177 3,44%	222 4,31%	255 4,94%



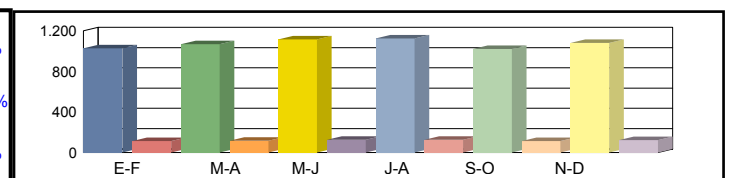
Media	00h-24h	925 8,55%	842 7,78%	958 8,86%	1.031 9,54%	994 9,19%	1.053 9,74%	967 8,94%
Sábados	06h-22h	857 7,92%	772 7,13%	873 8,07%	948 8,76%	895 8,27%	984 9,10%	888 8,21%
	08h-14h	379 7,36%	318 6,17%	357 6,94%	472 9,17%	369 7,17%	459 8,90%	392 7,62%



Media	00h-24h	1.129 10,44%	1.171 10,82%	1.190 11,00%	1.212 11,20%	1.115 10,31%	1.158 10,71%	1.162 10,75%
Laborales	06h-22h	1.070 9,89%	1.101 10,18%	1.119 10,34%	1.116 10,31%	1.058 9,77%	1.091 10,08%	1.092 10,10%
	08h-14h	497 9,65%	518 10,05%	523 10,16%	463 8,99%	468 9,08%	492 9,55%	494 9,58%



Media	00h-24h	1.027 9,74%	1.068 9,76%	1.114 10,02%	1.126 9,95%	1.021 9,80%	1.082 10,00%	1.073 9,88%
Diaria	06h-22h	964 9,09%	998 9,14%	1.042 9,39%	1.025 9,26%	952 9,07%	1.014 9,37%	999 9,22%
	08h-14h	435 8,36%	468 8,62%	482 8,80%	430 8,87%	409 8,34%	449 8,71%	446 8,62%



Coeficientes	N							
	L							
Coeficiente	S							

Los datos en color negro corresponden al total de vehículos y los datos en color azul corresponden a vehículos pesados (en %)



Castilla-La Mancha

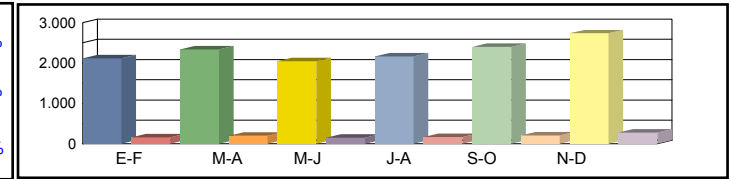
Consejería de Fomento

**Estación:** CR-4a  
**Carretera:** CM-9313 p.k. 0,80 **Provincia:** CIUDAD REAL  
**Ubicación:** Enlace A-4 - Int. N-430 (Manzanares)  
**Año:** 2024  
**Tipo:** COBERTURA

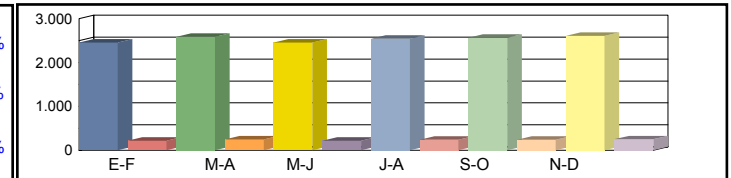
Dirección General de Carreteras

Ene-Feb	Mar-Abr	May-Jun	Jul-Ago	Sep-Oct	Nov-Dic	IMD
---------	---------	---------	---------	---------	---------	-----

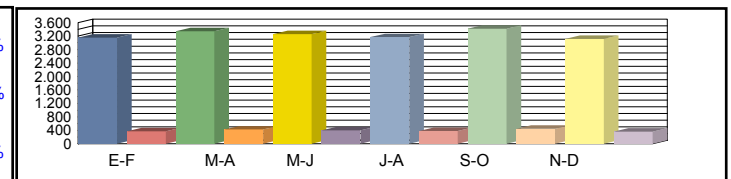
Media	00h-24h	2.119 7,13%	2.336 7,86%	2.047 6,89%	2.161 7,27%	2.402 8,08%	2.736 9,21%	2.300 7,74%
Domingos	06h-22h	1.945 6,65%	2.209 7,55%	1.866 6,38%	1.829 6,25%	2.211 7,56%	2.609 8,92%	2.112 7,22%
	08h-14h	689 6,56%	779 7,42%	689 6,56%	652 6,21%	605 5,76%	783 7,46%	700 6,66%



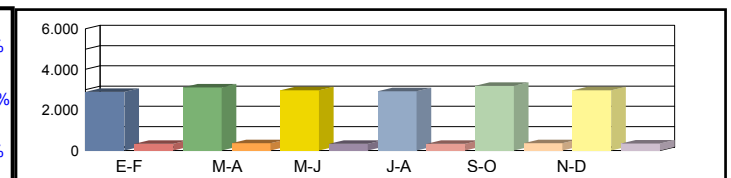
Media	00h-24h	2.455 8,26%	2.584 8,70%	2.454 8,26%	2.545 8,56%	2.567 8,64%	2.606 8,77%	2.535 8,53%
Sábados	06h-22h	2.246 7,68%	2.418 8,26%	2.279 7,79%	2.340 8,00%	2.340 8,00%	2.409 8,23%	2.339 7,99%
	08h-14h	977 9,30%	1.120 10,67%	1.106 10,54%	1.072 10,21%	1.069 10,19%	1.096 10,44%	1.073 10,23%



Media	00h-24h	3.153 10,61%	3.345 11,26%	3.257 10,96%	3.170 10,67%	3.422 11,52%	3.122 10,51%	3.245 10,92%
Laborales	06h-22h	3.060 10,46%	3.186 10,89%	3.112 10,64%	2.974 10,16%	3.285 11,23%	3.004 10,27%	3.104 10,61%
	08h-14h	1.266 12,06%	1.324 12,61%	1.292 12,31%	1.248 11,89%	1.364 13,00%	1.249 11,90%	1.290 12,29%



Media	00h-24h	2.885 10,03%	3.111 10,19%	2.969 9,99%	2.919 10,09%	3.190 10,22%	2.962 10,40%	<b>3.006 10,15%</b>
Diaria	06h-22h	2.774 9,64%	2.952 9,86%	2.815 9,62%	2.693 9,63%	3.033 9,82%	2.838 10,05%	<b>2.851 9,77%</b>
	08h-14h	1.138 11,06%	1.224 11,37%	1.179 11,23%	1.129 11,14%	1.227 11,07%	1.152 11,35%	<b>1.175 11,20%</b>



Coeficientes	N							
	L							
Coeficiente	S							

Los datos en color negro corresponden al total de vehículos y los datos en color azul corresponden a vehículos pesados (en %)



Castilla-La Mancha

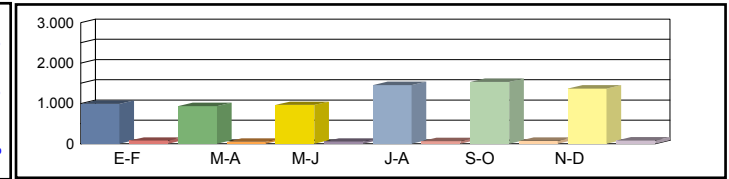
Consejería de Fomento

**Estación:** CR-4b  
**Carretera:** CM-4114 p.k. 49,00 **Provincia:** CIUDAD REAL  
**Ubicación:** Campomojado - Daimiel  
**Año:** 2024  
**Tipo:** PRIMARIA

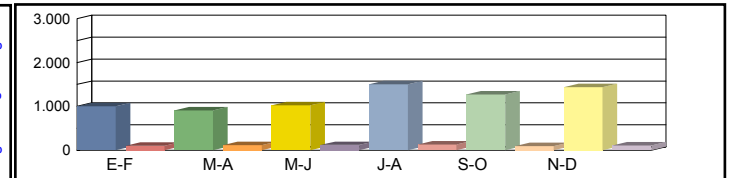
Dirección General de Carreteras

	Ene-Feb	Mar-Abr	May-Jun	Jul-Ago	Sep-Oct	Nov-Dic	IMD
--	---------	---------	---------	---------	---------	---------	-----

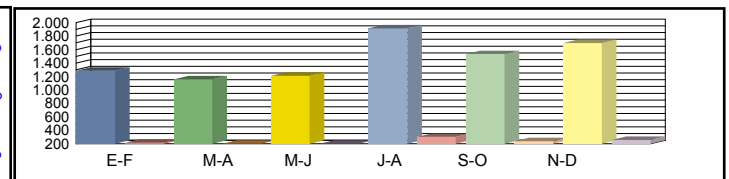
Media	00h-24h	988 7,39%	937 5,44%	962 5,41%	1.454 4,54%	1.536 4,49%	1.371 5,76%	1.208 5,51%
Domingos	06h-22h	901 4,44%	833 5,52%	844 5,45%	1.240 4,19%	1.461 3,70%	1.195 4,69%	1.079 4,66%
	08h-14h	432 5,09%	346 5,20%	340 5,29%	559 4,29%	563 3,02%	496 6,65%	456 4,93%



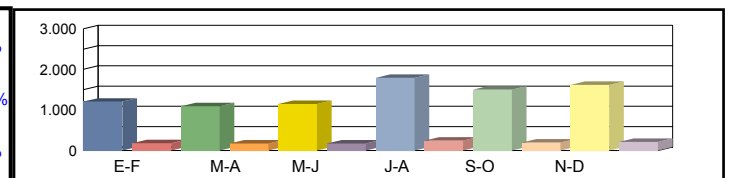
Media	00h-24h	1.004 9,46%	911 11,53%	1.021 10,48%	1.504 7,98%	1.268 7,10%	1.439 7,23%	1.191 8,96%
Sábados	06h-22h	884 8,71%	796 10,93%	906 9,93%	1.279 7,97%	1.190 7,06%	1.303 6,98%	1.060 8,60%
	08h-14h	395 6,84%	388 12,37%	420 11,19%	504 14,29%	537 10,06%	512 8,79%	459 10,59%



Media	00h-24h	1.287 14,37%	1.156 14,97%	1.210 14,38%	1.913 13,70%	1.534 13,43%	1.699 13,18%	1.466 14,00%
Laborales	06h-22h	1.197 13,70%	1.080 14,81%	1.128 14,10%	1.759 13,87%	1.438 13,21%	1.573 13,03%	1.362 13,79%
	08h-14h	466 16,52%	411 19,46%	423 18,20%	710 16,06%	632 12,50%	586 15,70%	538 16,41%



Media	00h-24h	1.204 12,96%	1.090 13,39%	1.147 12,82%	1.789 11,96%	1.496 11,36%	1.615 11,52%	1.390 12,34%
Diaria	06h-22h	1.110 12,07%	1.004 13,25%	1.056 12,59%	1.616 12,13%	1.405 11,03%	1.481 11,34%	1.279 12,07%
	08h-14h	451 13,75%	399 16,79%	410 15,61%	659 14,42%	609 11,00%	562 13,70%	515 14,21%



Coeficientes	N	1,07519	1,07037	1,07270	1,08755	1,06676	1,08010	
	L	1,13908	1,26817	1,21157	0,76634	0,95567	0,86286	
Coeficiente	S							0,94806

Los datos en color negro corresponden al total de vehículos y los datos en color azul corresponden a vehículos pesados (en %)



Castilla-La Mancha

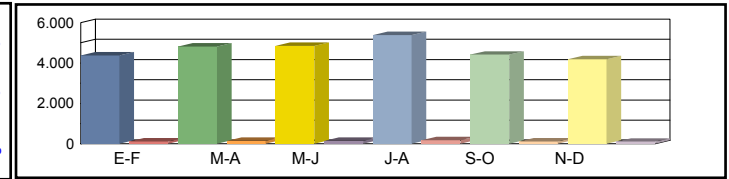
Consejería de Fomento

**Estación:** CR-5  
**Carretera:** CM-4124a p.k. 2,00 **Provincia:** CIUDAD REAL  
**Ubicación:** Almagro - Bolaños de Calatrava  
**Año:** 2024  
**Tipo:** COBERTURA

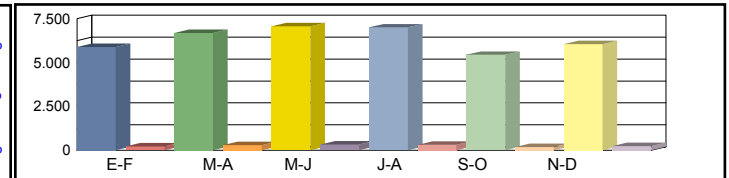
Dirección General de Carreteras

Ene-Feb	Mar-Abr	May-Jun	Jul-Ago	Sep-Oct	Nov-Dic	IMD
---------	---------	---------	---------	---------	---------	-----

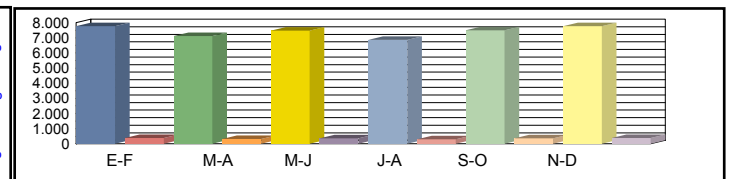
Media Domingos	00h-24h	4.375 <b>2,69%</b>	4.817 <b>2,96%</b>	4.855 <b>2,98%</b>	5.384 <b>3,31%</b>	4.416 <b>2,71%</b>	4.184 <b>2,57%</b>	4.672 <b>2,87%</b>
	06h-22h	3.766 <b>2,39%</b>	4.266 <b>2,71%</b>	4.133 <b>2,63%</b>	4.190 <b>2,66%</b>	3.851 <b>2,45%</b>	3.656 <b>2,32%</b>	3.977 <b>2,53%</b>
	08h-14h	1.436 <b>1,99%</b>	1.439 <b>2,00%</b>	1.463 <b>2,03%</b>	1.494 <b>2,07%</b>	1.412 <b>1,96%</b>	1.390 <b>1,93%</b>	1.439 <b>2,00%</b>



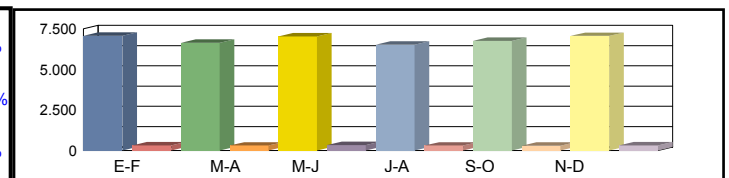
Media Sábados	00h-24h	5.885 <b>3,61%</b>	6.690 <b>4,11%</b>	7.069 <b>4,34%</b>	7.002 <b>4,30%</b>	5.439 <b>3,34%</b>	6.048 <b>3,71%</b>	6.356 <b>3,90%</b>
	06h-22h	5.378 <b>3,42%</b>	6.158 <b>3,92%</b>	6.274 <b>3,99%</b>	6.242 <b>3,97%</b>	4.834 <b>3,07%</b>	5.391 <b>3,43%</b>	5.713 <b>3,63%</b>
	08h-14h	3.049 <b>4,23%</b>	3.108 <b>4,31%</b>	3.223 <b>4,47%</b>	3.623 <b>5,03%</b>	2.603 <b>3,61%</b>	2.313 <b>3,21%</b>	2.986 <b>4,14%</b>



Media Laborales	00h-24h	7.764 <b>4,77%</b>	7.114 <b>4,37%</b>	7.473 <b>4,59%</b>	6.857 <b>4,21%</b>	7.495 <b>4,60%</b>	7.762 <b>4,77%</b>	7.411 <b>4,55%</b>
	06h-22h	7.277 <b>4,63%</b>	6.674 <b>4,24%</b>	6.948 <b>4,42%</b>	6.122 <b>3,89%</b>	6.971 <b>4,43%</b>	7.305 <b>4,64%</b>	6.883 <b>4,38%</b>
	08h-14h	3.146 <b>4,37%</b>	3.062 <b>4,25%</b>	3.143 <b>4,36%</b>	2.725 <b>3,78%</b>	3.119 <b>4,33%</b>	3.204 <b>4,45%</b>	3.066 <b>4,26%</b>



Media Diaria	00h-24h	7.064 <b>4,19%</b>	6.642 <b>4,30%</b>	7.036 <b>4,33%</b>	6.517 <b>4,37%</b>	6.761 <b>4,15%</b>	7.058 <b>4,19%</b>	<b>6.846</b> <b>4,26%</b>
	06h-22h	6.561 <b>4,00%</b>	6.193 <b>4,11%</b>	6.445 <b>4,11%</b>	5.682 <b>4,11%</b>	6.220 <b>3,96%</b>	6.572 <b>3,99%</b>	<b>6.279</b> <b>4,05%</b>
	08h-14h	2.893 <b>3,98%</b>	2.825 <b>3,99%</b>	2.920 <b>4,02%</b>	2.585 <b>4,11%</b>	2.801 <b>3,89%</b>	2.832 <b>3,83%</b>	<b>2.809</b> <b>3,97%</b>



Coeficientes	N							
	L							
Coeficiente	S							

Los datos en color negro corresponden al total de vehículos y los datos en color azul corresponden a vehículos pesados (en %)



**Castilla-La Mancha**

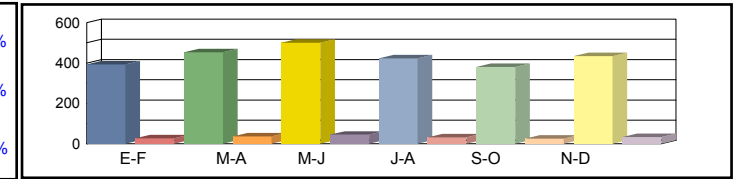
Consejería de Fomento

**Estación:** CR-50  
**Carretera:** CM-3127 p.k. 45,00 **Provincia:** CIUDAD REAL  
**Ubicación:** Montiel - Albadalejo  
**Año:** 2024  
**Tipo:** COBERTURA

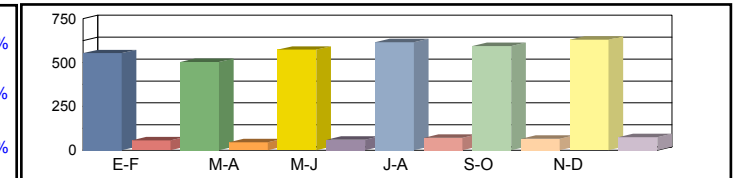
**Dirección General de Carreteras**

Ene-Feb	Mar-Abr	May-Jun	Jul-Ago	Sep-Oct	Nov-Dic	IMD
---------	---------	---------	---------	---------	---------	-----

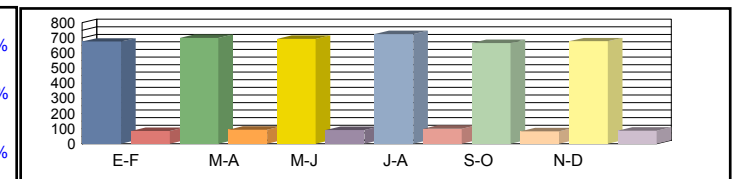
Media Domingos	00h-24h	394 <b>6,59%</b>	453 <b>7,57%</b>	501 <b>8,36%</b>	424 <b>7,08%</b>	381 <b>6,36%</b>	435 <b>7,28%</b>	431 <b>7,21%</b>
	06h-22h	322 <b>5,11%</b>	392 <b>6,22%</b>	442 <b>7,01%</b>	343 <b>5,44%</b>	294 <b>4,67%</b>	372 <b>5,89%</b>	361 <b>5,73%</b>
	08h-14h	75 <b>1,88%</b>	141 <b>3,54%</b>	152 <b>3,82%</b>	112 <b>2,83%</b>	75 <b>1,89%</b>	94 <b>2,37%</b>	108 <b>2,72%</b>



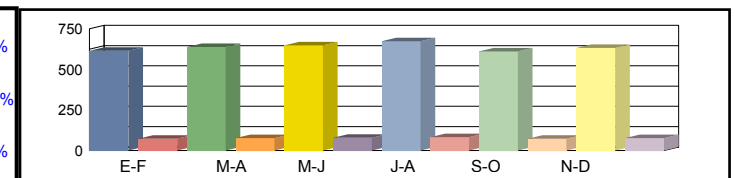
Media Sábados	00h-24h	553 <b>9,23%</b>	503 <b>8,40%</b>	573 <b>9,57%</b>	616 <b>10,30%</b>	594 <b>9,92%</b>	630 <b>10,52%</b>	578 <b>9,66%</b>
	06h-22h	483 <b>7,66%</b>	435 <b>6,90%</b>	492 <b>7,81%</b>	534 <b>8,47%</b>	505 <b>8,00%</b>	555 <b>8,80%</b>	501 <b>7,94%</b>
	08h-14h	161 <b>4,05%</b>	135 <b>3,40%</b>	152 <b>3,82%</b>	201 <b>5,05%</b>	157 <b>3,95%</b>	195 <b>4,90%</b>	167 <b>4,20%</b>



Media Laborales	00h-24h	675 <b>11,27%</b>	700 <b>11,69%</b>	692 <b>11,56%</b>	724 <b>12,10%</b>	666 <b>11,13%</b>	677 <b>11,31%</b>	689 <b>11,51%</b>
	06h-22h	603 <b>9,57%</b>	621 <b>9,85%</b>	615 <b>9,76%</b>	629 <b>9,98%</b>	596 <b>9,46%</b>	610 <b>9,67%</b>	612 <b>9,71%</b>
	08h-14h	211 <b>5,32%</b>	220 <b>5,54%</b>	209 <b>5,26%</b>	197 <b>4,95%</b>	199 <b>5,00%</b>	205 <b>5,16%</b>	207 <b>5,21%</b>



Media Diaria	00h-24h	614 <b>10,52%</b>	638 <b>10,54%</b>	648 <b>10,82%</b>	673 <b>10,74%</b>	610 <b>10,58%</b>	632 <b>10,80%</b>	<b>636</b> <b>10,67%</b>
	06h-22h	543 <b>8,79%</b>	563 <b>8,84%</b>	573 <b>9,08%</b>	577 <b>8,96%</b>	536 <b>8,78%</b>	567 <b>9,07%</b>	<b>560</b> <b>8,92%</b>
	08h-14h	185 <b>4,61%</b>	199 <b>4,75%</b>	193 <b>4,85%</b>	183 <b>4,89%</b>	174 <b>4,59%</b>	187 <b>4,80%</b>	<b>187</b> <b>4,75%</b>



Coeficientes	N							
	L							
Coeficiente	S							

Los datos en color negro corresponden al total de vehículos y los datos en color azul corresponden a vehículos pesados (en %)



Castilla-La Mancha

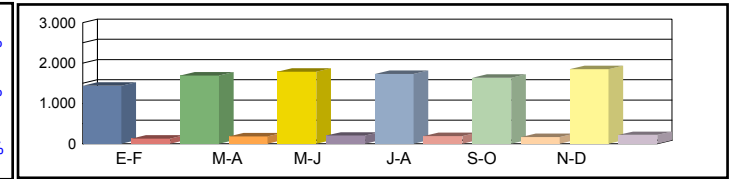
Consejería de Fomento

**Estación:** CR-56  
**Carretera:** CM-4120 p.k. 21,00 **Provincia:** CIUDAD REAL  
**Ubicación:** Villarubia de los Ojos - Las Labores  
**Año:** 2024  
**Tipo:** COBERTURA

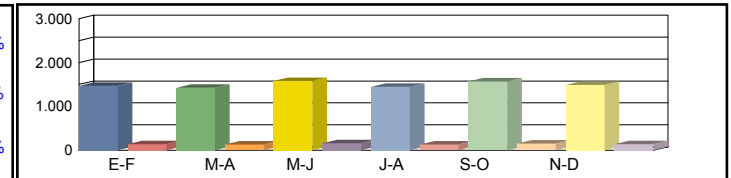
Dirección General de Carreteras

Ene-Feb	Mar-Abr	May-Jun	Jul-Ago	Sep-Oct	Nov-Dic	IMD
---------	---------	---------	---------	---------	---------	-----

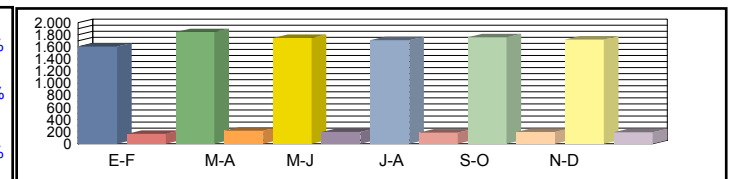
Media	00h-24h	1.441 8,31%	1.691 9,75%	1.785 10,30%	1.731 9,98%	1.635 9,43%	1.848 10,66%	1.688 9,74%
Domingos	06h-22h	1.239 6,67%	1.551 8,35%	1.705 9,17%	1.356 7,30%	1.493 8,04%	1.719 9,25%	1.510 8,13%
	08h-14h	417 5,94%	604 8,59%	584 8,32%	493 7,02%	668 9,50%	645 9,18%	568 8,09%



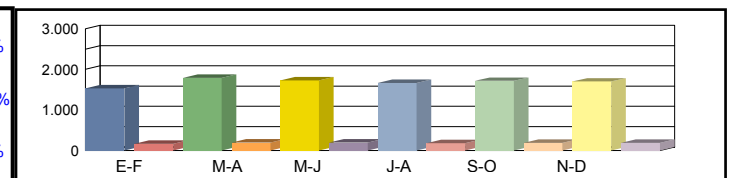
Media	00h-24h	1.465 8,45%	1.427 8,23%	1.580 9,11%	1.444 8,33%	1.567 9,04%	1.492 8,60%	1.496 8,63%
Sábados	06h-22h	1.357 7,30%	1.309 7,04%	1.449 7,80%	1.325 7,13%	1.411 7,59%	1.334 7,18%	1.364 7,34%
	08h-14h	657 9,36%	628 8,94%	677 9,64%	645 9,19%	703 10,00%	632 8,99%	657 9,35%



Media	00h-24h	1.607 9,26%	1.845 10,64%	1.747 10,07%	1.711 9,87%	1.757 10,13%	1.721 9,93%	1.731 9,98%
Laborales	06h-22h	1.551 8,35%	1.787 9,62%	1.675 9,01%	1.560 8,39%	1.696 9,13%	1.666 8,96%	1.656 8,91%
	08h-14h	728 10,36%	832 11,84%	745 10,60%	636 9,05%	722 10,28%	725 10,33%	731 10,41%



Media	00h-24h	1.530 9,59%	1.788 9,76%	1.729 9,97%	1.666 9,81%	1.715 9,83%	1.699 9,95%	<b>1.688 9,82%</b>
Diaria	06h-22h	1.451 8,44%	1.712 8,64%	1.647 8,86%	1.471 8,50%	1.632 8,67%	1.624 8,79%	<b>1.590 8,65%</b>
	08h-14h	670 9,76%	791 10,08%	712 10,14%	593 9,89%	705 10,36%	695 10,17%	<b>694 10,07%</b>



Coeficientes	N							
	L							
Coeficiente	S							

Los datos en color negro corresponden al total de vehículos y los datos en color azul corresponden a vehículos pesados (en %)



**Castilla-La Mancha**

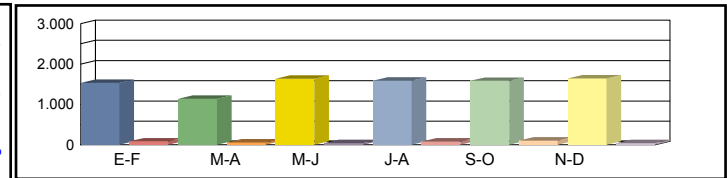
Consejería de Fomento

**Estación:** CR-58  
**Carretera:** CM-4120 p.k. 12,72 **Provincia:** CIUDAD REAL  
**Ubicación:** Fuente el Fresno - Villarrubia de los Ojos  
**Año:** 2024  
**Tipo:** PRIMARIA

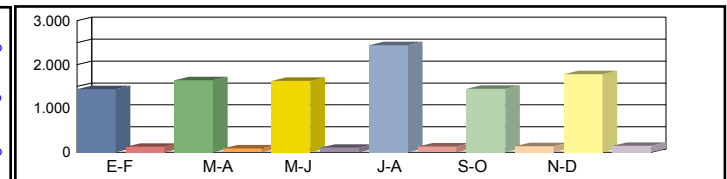
**Dirección General de Carreteras**

Ene-Feb	Mar-Abr	May-Jun	Jul-Ago	Sep-Oct	Nov-Dic	IMD
---------	---------	---------	---------	---------	---------	-----

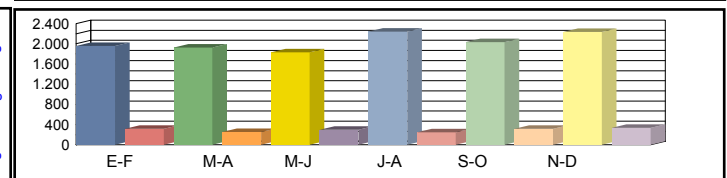
Media Domingos	00h-24h	1.537 <b>5,34%</b>	1.140 <b>4,91%</b>	1.637 <b>2,75%</b>	1.588 <b>4,85%</b>	1.585 <b>6,12%</b>	1.643 <b>2,37%</b>	1.522 <b>4,39%</b>
	06h-22h	1.391 <b>4,67%</b>	993 <b>3,93%</b>	1.493 <b>2,61%</b>	1.347 <b>4,60%</b>	1.411 <b>5,24%</b>	1.299 <b>1,69%</b>	1.322 <b>3,79%</b>
	08h-14h	603 <b>3,65%</b>	397 <b>3,02%</b>	555 <b>3,06%</b>	671 <b>2,24%</b>	608 <b>4,11%</b>	546 <b>2,75%</b>	563 <b>3,14%</b>



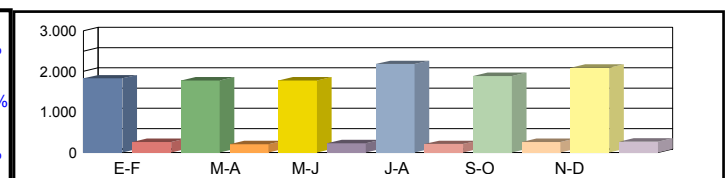
Media Sábados	00h-24h	1.441 <b>8,05%</b>	1.645 <b>5,11%</b>	1.625 <b>6,09%</b>	2.441 <b>5,20%</b>	1.445 <b>8,65%</b>	1.783 <b>7,63%</b>	1.730 <b>6,79%</b>
	06h-22h	1.264 <b>6,88%</b>	1.505 <b>5,25%</b>	1.481 <b>6,35%</b>	2.070 <b>5,17%</b>	1.289 <b>6,52%</b>	1.550 <b>8,00%</b>	1.526 <b>6,36%</b>
	08h-14h	521 <b>4,80%</b>	860 <b>6,74%</b>	633 <b>9,00%</b>	839 <b>6,79%</b>	537 <b>5,96%</b>	787 <b>8,26%</b>	696 <b>6,93%</b>



Media Laborales	00h-24h	1.960 <b>14,03%</b>	1.926 <b>11,73%</b>	1.834 <b>13,90%</b>	2.244 <b>9,89%</b>	2.032 <b>13,48%</b>	2.235 <b>13,15%</b>	2.038 <b>12,70%</b>
	06h-22h	1.869 <b>13,43%</b>	1.825 <b>11,29%</b>	1.721 <b>14,18%</b>	2.030 <b>10,00%</b>	1.942 <b>12,87%</b>	2.059 <b>13,31%</b>	1.908 <b>12,51%</b>
	08h-14h	711 <b>15,19%</b>	718 <b>13,23%</b>	670 <b>19,40%</b>	908 <b>9,69%</b>	724 <b>15,19%</b>	819 <b>14,90%</b>	758 <b>14,60%</b>



Media Diaria	00h-24h	1.825 <b>12,27%</b>	1.773 <b>10,21%</b>	1.775 <b>11,38%</b>	2.179 <b>8,63%</b>	1.884 <b>12,05%</b>	2.086 <b>11,27%</b>	<b>1.920 10,97%</b>
	06h-22h	1.714 <b>11,73%</b>	1.660 <b>9,88%</b>	1.654 <b>11,67%</b>	1.938 <b>8,72%</b>	1.773 <b>11,34%</b>	1.878 <b>11,55%</b>	<b>1.770 10,81%</b>
	08h-14h	669 <b>12,56%</b>	692 <b>11,27%</b>	648 <b>15,90%</b>	864 <b>8,45%</b>	681 <b>12,78%</b>	776 <b>12,76%</b>	<b>722 12,28%</b>



Coeficientes	N	1,04869	1,05534	1,06566	1,10542	1,04634	1,08548	
	L	1,03980	1,05815	1,11123	0,90820	1,00295	0,91186	
Coeficiente	S							0,94224

Los datos en color negro corresponden al total de vehículos y los datos en color azul corresponden a vehículos pesados (en %)



Castilla-La Mancha

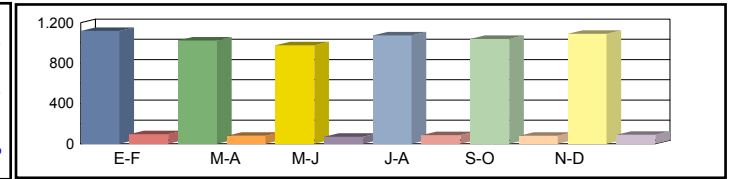
Consejería de Fomento

**Estación:** CR-5d  
**Carretera:** CM-413 p.k. 4,00 **Provincia:** CIUDAD REAL  
**Ubicación:** Almagro - Granátula de Calatrava  
**Año:** 2024  
**Tipo:** COBERTURA

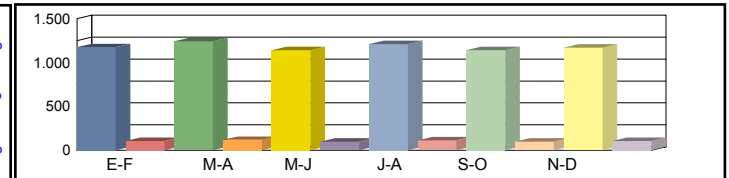
Dirección General de Carreteras

Ene-Feb	Mar-Abr	May-Jun	Jul-Ago	Sep-Oct	Nov-Dic	IMD
---------	---------	---------	---------	---------	---------	-----

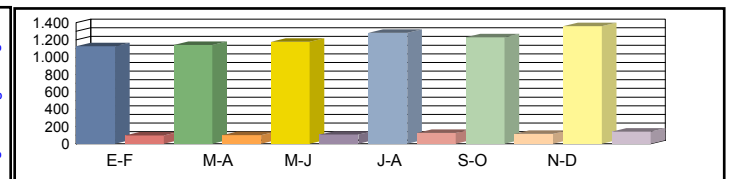
Media Domingos	00h-24h	1.118 <b>7,82%</b>	1.024 <b>7,16%</b>	976 <b>6,83%</b>	1.073 <b>7,50%</b>	1.039 <b>7,27%</b>	1.091 <b>7,63%</b>	1.054 <b>7,37%</b>
	06h-22h	1.018 <b>6,09%</b>	925 <b>5,54%</b>	855 <b>5,12%</b>	801 <b>4,79%</b>	903 <b>5,41%</b>	955 <b>5,72%</b>	910 <b>5,45%</b>
	08h-14h	435 <b>4,21%</b>	434 <b>4,19%</b>	437 <b>4,23%</b>	292 <b>2,82%</b>	379 <b>3,66%</b>	389 <b>3,76%</b>	394 <b>3,81%</b>



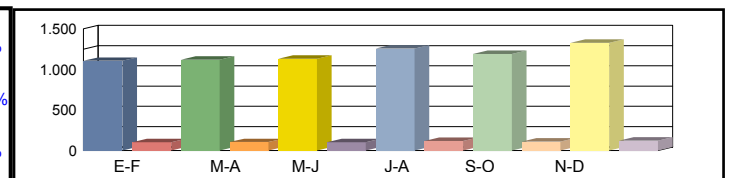
Media Sábados	00h-24h	1.175 <b>8,22%</b>	1.241 <b>8,68%</b>	1.139 <b>7,96%</b>	1.210 <b>8,47%</b>	1.140 <b>7,97%</b>	1.168 <b>8,17%</b>	1.179 <b>8,25%</b>
	06h-22h	1.086 <b>6,50%</b>	1.162 <b>6,96%</b>	1.039 <b>6,22%</b>	1.112 <b>6,66%</b>	1.014 <b>6,07%</b>	1.037 <b>6,21%</b>	1.075 <b>6,44%</b>
	08h-14h	467 <b>4,51%</b>	529 <b>5,12%</b>	526 <b>5,09%</b>	498 <b>4,82%</b>	552 <b>5,34%</b>	554 <b>5,36%</b>	521 <b>5,04%</b>



Media Laborales	00h-24h	1.127 <b>7,88%</b>	1.144 <b>8,00%</b>	1.180 <b>8,25%</b>	1.282 <b>8,97%</b>	1.231 <b>8,61%</b>	1.359 <b>9,51%</b>	1.220 <b>8,54%</b>
	06h-22h	1.034 <b>6,19%</b>	1.081 <b>6,47%</b>	1.097 <b>6,57%</b>	1.156 <b>6,92%</b>	1.134 <b>6,79%</b>	1.252 <b>7,50%</b>	1.126 <b>6,74%</b>
	08h-14h	482 <b>4,66%</b>	531 <b>5,14%</b>	475 <b>4,60%</b>	579 <b>5,60%</b>	538 <b>5,20%</b>	584 <b>5,65%</b>	532 <b>5,14%</b>



Media Diaria	00h-24h	1.105 <b>8,44%</b>	1.118 <b>8,41%</b>	1.132 <b>8,26%</b>	1.255 <b>8,43%</b>	1.191 <b>8,33%</b>	1.327 <b>8,41%</b>	<b>1.188</b> <b>8,38%</b>
	06h-22h	1.013 <b>6,65%</b>	1.056 <b>6,64%</b>	1.045 <b>6,47%</b>	1.104 <b>6,49%</b>	1.084 <b>6,49%</b>	1.209 <b>6,55%</b>	<b>1.085</b> <b>6,55%</b>
	08h-14h	460 <b>4,96%</b>	515 <b>5,05%</b>	461 <b>5,05%</b>	535 <b>4,81%</b>	517 <b>5,00%</b>	563 <b>5,02%</b>	<b>508</b> <b>4,98%</b>



Coeficientes	N							
	L							
Coeficiente	S							

Los datos en color negro corresponden al total de vehículos y los datos en color azul corresponden a vehículos pesados (en %)





Castilla-La Mancha

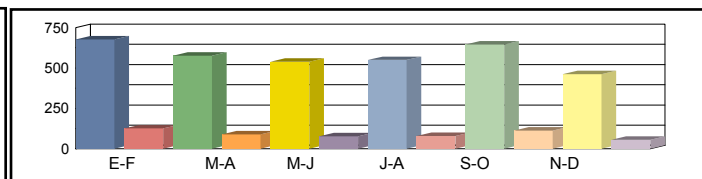
Consejería de Fomento

**Estación:** CR-61a  
**Carretera:** CM-4165 p.k. 0,75 **Provincia:** CIUDAD REAL  
**Ubicación:** Corral de Calatrava - Caracuel de Calatrava  
**Año:** 2024  
**Tipo:** COBERTURA

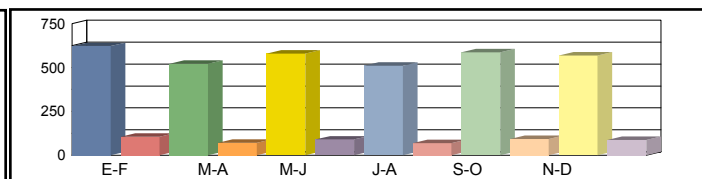
Dirección General de Carreteras

	Ene-Feb	Mar-Abr	May-Jun	Jul-Ago	Sep-Oct	Nov-Dic	IMD
--	---------	---------	---------	---------	---------	---------	-----

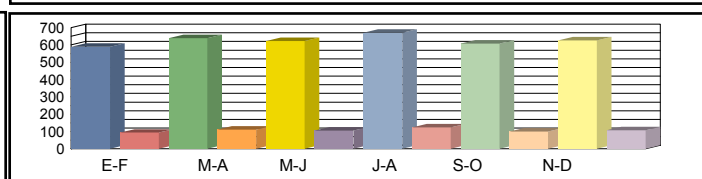
Media Domingos	00h-24h	677 15,71%	577 13,38%	539 12,49%	550 12,76%	646 14,98%	462 10,71%	575 13,34%
	06h-22h	549 12,36%	457 10,30%	436 9,82%	443 9,98%	520 11,71%	369 8,32%	462 10,41%
	08h-14h	202 9,00%	140 6,23%	185 8,24%	186 8,31%	178 7,96%	225 10,06%	186 8,30%



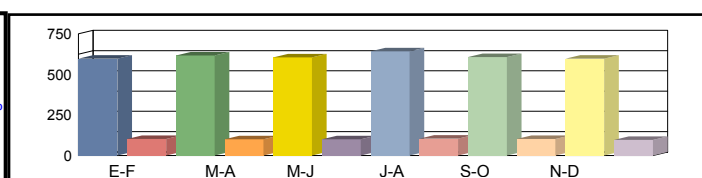
Media Sábados	00h-24h	622 14,41%	521 12,09%	579 13,43%	511 11,86%	586 13,60%	569 13,19%	565 13,10%
	06h-22h	491 11,05%	398 8,96%	451 10,15%	397 8,95%	450 10,15%	465 10,48%	442 9,96%
	08h-14h	271 12,10%	217 9,68%	253 11,30%	243 10,85%	238 10,65%	248 11,06%	245 10,94%



Media Laborales	00h-24h	590 13,68%	639 14,82%	623 14,45%	670 15,55%	608 14,10%	627 14,53%	626 14,52%
	06h-22h	476 10,71%	520 11,72%	503 11,33%	546 12,30%	492 11,08%	496 11,17%	506 11,39%
	08h-14h	248 11,06%	315 14,06%	280 12,50%	314 14,01%	259 11,55%	276 12,34%	282 12,59%



Media Diaria	00h-24h	597 14,62%	617 13,96%	605 14,02%	642 13,83%	606 14,40%	596 13,73%	<b>610 14,10%</b>
	06h-22h	481 11,44%	498 10,84%	486 10,95%	520 10,80%	487 11,22%	472 10,78%	<b>491 11,00%</b>
	08h-14h	237 11,94%	282 11,20%	263 11,72%	293 11,67%	240 11,59%	264 11,95%	<b>263 11,68%</b>



Coeficientes	N						
	L						
Coeficiente	S						

Los datos en color negro corresponden al total de vehículos y los datos en color azul corresponden a vehículos pesados (en %)



**Castilla-La Mancha**

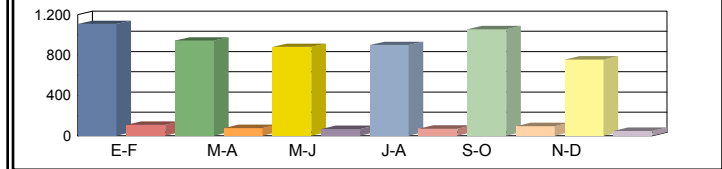
Consejería de Fomento

**Estación:** CR-63  
**Carretera:** CM-4110 p.k. 48,00 **Provincia:** CIUDAD REAL  
**Ubicación:** Cabezarados - Almodóvar del Campo  
**Año:** 2024  
**Tipo:** COBERTURA

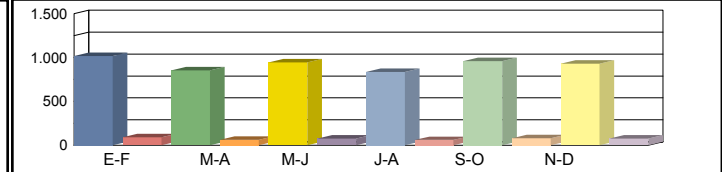
**Dirección General de Carreteras**

Ene-Feb	Mar-Abr	May-Jun	Jul-Ago	Sep-Oct	Nov-Dic	IMD
---------	---------	---------	---------	---------	---------	-----

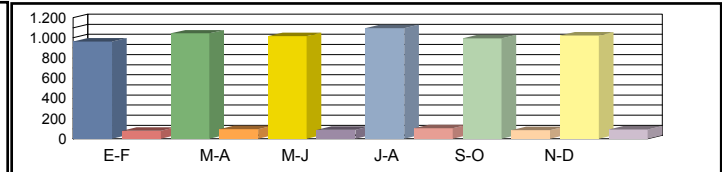
Media Domingos	00h-24h	1.107 <b>8,87%</b>	943 <b>7,55%</b>	880 <b>7,05%</b>	899 <b>7,20%</b>	1.056 <b>8,46%</b>	755 <b>6,05%</b>	940 <b>7,53%</b>
	06h-22h	969 <b>7,13%</b>	807 <b>5,93%</b>	769 <b>5,66%</b>	782 <b>5,75%</b>	918 <b>6,75%</b>	652 <b>4,80%</b>	816 <b>6,00%</b>
	08h-14h	339 <b>4,43%</b>	235 <b>3,07%</b>	311 <b>4,06%</b>	313 <b>4,09%</b>	300 <b>3,92%</b>	379 <b>4,96%</b>	313 <b>4,09%</b>



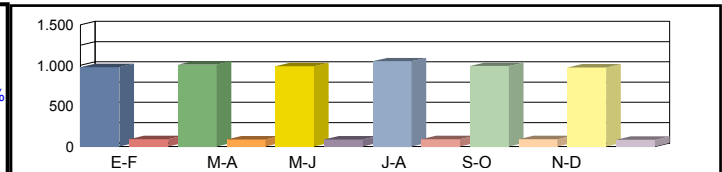
Media Sábados	00h-24h	1.016 <b>8,14%</b>	852 <b>6,82%</b>	946 <b>7,58%</b>	835 <b>6,69%</b>	958 <b>7,68%</b>	930 <b>7,45%</b>	923 <b>7,39%</b>
	06h-22h	866 <b>6,37%</b>	702 <b>5,16%</b>	795 <b>5,85%</b>	701 <b>5,16%</b>	795 <b>5,85%</b>	821 <b>6,04%</b>	780 <b>5,74%</b>
	08h-14h	456 <b>5,96%</b>	365 <b>4,77%</b>	426 <b>5,56%</b>	409 <b>5,35%</b>	401 <b>5,24%</b>	417 <b>5,45%</b>	412 <b>5,39%</b>



Media Laborales	00h-24h	964 <b>7,72%</b>	1.044 <b>8,36%</b>	1.018 <b>8,15%</b>	1.096 <b>8,77%</b>	994 <b>7,96%</b>	1.024 <b>8,20%</b>	1.023 <b>8,20%</b>
	06h-22h	839 <b>6,17%</b>	919 <b>6,76%</b>	888 <b>6,53%</b>	964 <b>7,09%</b>	868 <b>6,39%</b>	875 <b>6,44%</b>	892 <b>6,56%</b>
	08h-14h	417 <b>5,45%</b>	530 <b>6,93%</b>	471 <b>6,16%</b>	528 <b>6,90%</b>	435 <b>5,69%</b>	465 <b>6,08%</b>	474 <b>6,20%</b>



Media Diaria	00h-24h	976 <b>8,25%</b>	1.009 <b>7,88%</b>	988 <b>7,91%</b>	1.050 <b>7,81%</b>	991 <b>8,13%</b>	973 <b>7,75%</b>	<b>998</b> <b>7,96%</b>
	06h-22h	847 <b>6,59%</b>	879 <b>6,25%</b>	858 <b>6,31%</b>	919 <b>6,22%</b>	859 <b>6,47%</b>	832 <b>6,21%</b>	<b>866</b> <b>6,34%</b>
	08h-14h	398 <b>5,88%</b>	475 <b>5,52%</b>	442 <b>5,77%</b>	493 <b>5,75%</b>	403 <b>5,71%</b>	444 <b>5,88%</b>	<b>442</b> <b>5,75%</b>



Coeficientes	N							
	L							
Coeficiente	S							

Los datos en color negro corresponden al total de vehículos y los datos en color azul corresponden a vehículos pesados (en %)



**Castilla-La Mancha**

Consejería de Fomento

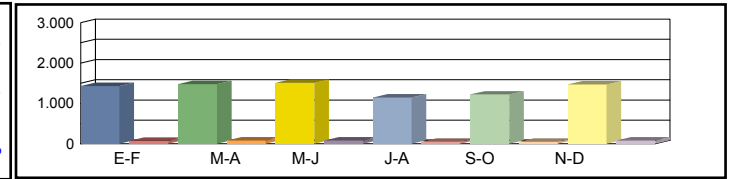
**Estación:** CR-69a  
**Carretera:** CM-3167 p.k. 3,50 **Provincia:** CIUDAD REAL  
**Ubicación:** Enlace CM-42 - Herencia  
**Año:** 2024  
**Tipo:** COBERTURA

**Dirección General de Carreteras**

Ene-Feb	Mar-Abr	May-Jun	Jul-Ago	Sep-Oct	Nov-Dic	IMD
---------	---------	---------	---------	---------	---------	-----

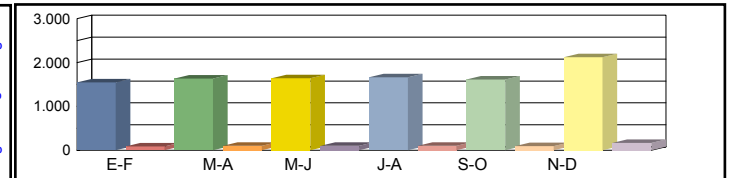
Media 00h-24h  
 Domingos 06h-22h  
 08h-14h

1.429 <b>4,98%</b>	1.480 <b>5,16%</b>	1.509 <b>5,26%</b>	1.148 <b>4,01%</b>	1.222 <b>4,26%</b>	1.473 <b>5,14%</b>	1.377 <b>4,80%</b>
1.290 <b>3,71%</b>	1.370 <b>3,94%</b>	1.388 <b>3,99%</b>	970 <b>2,79%</b>	1.015 <b>2,92%</b>	1.399 <b>4,02%</b>	1.239 <b>3,56%</b>
373 <b>3,95%</b>	398 <b>4,21%</b>	538 <b>5,69%</b>	319 <b>3,38%</b>	333 <b>3,52%</b>	477 <b>5,05%</b>	406 <b>4,30%</b>



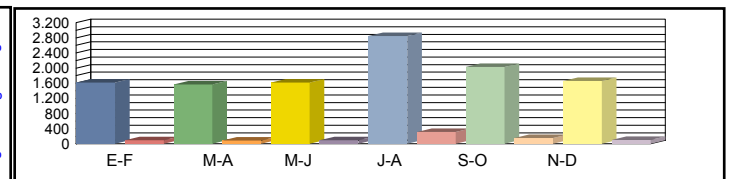
Media 00h-24h  
 Sábados 06h-22h  
 08h-14h

1.549 <b>5,40%</b>	1.632 <b>5,69%</b>	1.643 <b>5,73%</b>	1.661 <b>5,79%</b>	1.610 <b>5,62%</b>	2.124 <b>7,41%</b>	1.703 <b>5,94%</b>
1.375 <b>3,95%</b>	1.455 <b>4,19%</b>	1.462 <b>4,20%</b>	1.565 <b>4,50%</b>	1.471 <b>4,23%</b>	1.922 <b>5,53%</b>	1.542 <b>4,43%</b>
641 <b>6,77%</b>	689 <b>7,29%</b>	708 <b>7,49%</b>	808 <b>8,55%</b>	587 <b>6,21%</b>	877 <b>9,27%</b>	718 <b>7,60%</b>



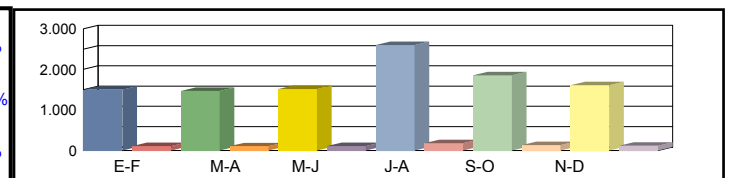
Media 00h-24h  
 Laborales 06h-22h  
 08h-14h

1.621 <b>5,65%</b>	1.569 <b>5,47%</b>	1.622 <b>5,66%</b>	2.850 <b>9,94%</b>	2.032 <b>7,09%</b>	1.661 <b>5,79%</b>	1.892 <b>6,60%</b>
1.498 <b>4,31%</b>	1.459 <b>4,20%</b>	1.509 <b>4,34%</b>	2.612 <b>7,51%</b>	1.874 <b>5,39%</b>	1.515 <b>4,36%</b>	1.744 <b>5,02%</b>
638 <b>6,75%</b>	665 <b>7,03%</b>	648 <b>6,85%</b>	1.015 <b>10,73%</b>	790 <b>8,35%</b>	716 <b>7,58%</b>	745 <b>7,88%</b>



Media 00h-24h  
 Diaria 06h-22h  
 08h-14h

1.497 <b>6,55%</b>	1.464 <b>6,61%</b>	1.518 <b>6,63%</b>	2.599 <b>6,46%</b>	1.856 <b>6,47%</b>	1.607 <b>6,85%</b>	<b>1.757</b> <b>6,60%</b>
1.374 <b>4,94%</b>	1.356 <b>5,01%</b>	1.406 <b>5,02%</b>	2.371 <b>4,89%</b>	1.694 <b>4,87%</b>	1.466 <b>5,21%</b>	<b>1.611</b> <b>4,99%</b>
573 <b>7,50%</b>	606 <b>7,61%</b>	609 <b>7,85%</b>	932 <b>7,67%</b>	696 <b>7,36%</b>	687 <b>8,01%</b>	<b>684</b> <b>7,67%</b>



Coeficientes N  
 L  
 Coeficiente S


Los datos en color negro corresponden al total de vehículos y los datos en color azul corresponden a vehículos pesados (en %)



Castilla-La Mancha

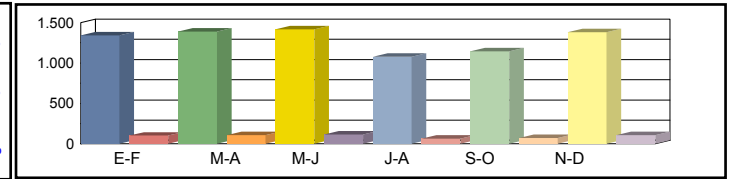
Consejería de Fomento

**Estación:** CR-69b  
**Carretera:** CM-3167 p.k. 1,00 **Provincia:** CIUDAD REAL  
**Ubicación:** Limite provincia Toledo - Enlace CM-42  
**Año:** 2024  
**Tipo:** COBERTURA

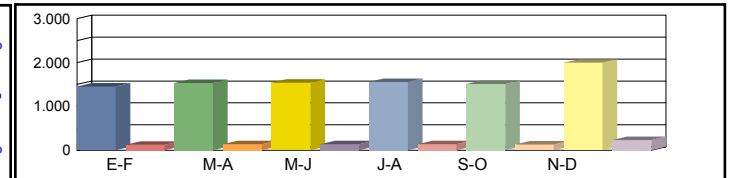
Dirección General de Carreteras

Ene-Feb	Mar-Abr	May-Jun	Jul-Ago	Sep-Oct	Nov-Dic	IMD
---------	---------	---------	---------	---------	---------	-----

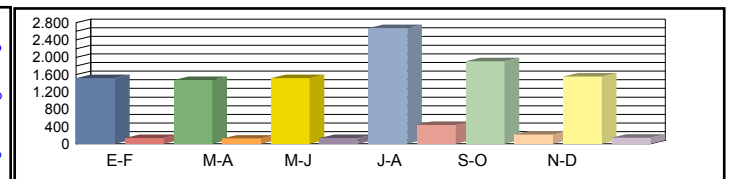
Media	00h-24h	1.341	7,08%	1.389	7,33%	1.417	7,48%	1.078	5,69%	1.147	6,06%	1.383	7,30%	1.292	6,82%
Domingos	06h-22h	1.237	6,12%	1.315	6,51%	1.331	6,59%	931	4,61%	974	4,82%	1.342	6,64%	1.188	5,88%
	08h-14h	418	4,91%	446	5,24%	603	7,08%	358	4,20%	373	4,39%	535	6,28%	456	5,35%



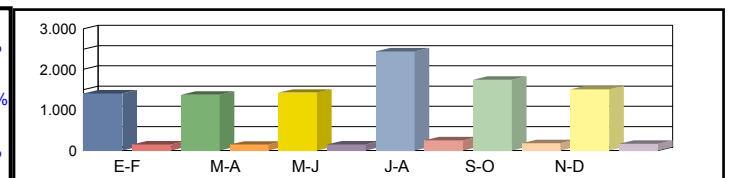
Media	00h-24h	1.454	7,67%	1.532	8,09%	1.541	8,14%	1.558	8,23%	1.511	7,98%	1.994	10,53%	1.598	8,44%
Sábados	06h-22h	1.319	6,53%	1.396	6,91%	1.402	6,94%	1.501	7,43%	1.412	6,99%	1.844	9,13%	1.479	7,32%
	08h-14h	718	8,43%	772	9,07%	793	9,32%	906	10,64%	658	7,72%	982	11,54%	805	9,45%



Media	00h-24h	1.521	8,03%	1.473	7,77%	1.522	8,04%	2.675	14,12%	1.907	10,07%	1.558	8,23%	1.776	9,38%
Laborales	06h-22h	1.437	7,11%	1.400	6,93%	1.447	7,16%	2.506	12,40%	1.798	8,90%	1.453	7,19%	1.674	8,28%
	08h-14h	715	8,40%	745	8,75%	726	8,52%	1.137	13,35%	885	10,40%	803	9,43%	835	9,81%



Media	00h-24h	1.405	9,30%	1.374	9,39%	1.424	9,42%	2.439	9,18%	1.742	9,20%	1.507	9,74%	<b>1.648</b>	9,37%
Diaria	06h-22h	1.318	8,16%	1.302	8,27%	1.348	8,29%	2.274	8,08%	1.625	8,04%	1.406	8,61%	<b>1.546</b>	8,24%
	08h-14h	642	9,33%	679	9,47%	682	9,77%	1.044	9,55%	779	9,16%	770	9,97%	<b>766</b>	9,54%



Coeficientes	N														
	L														
Coeficiente	S														

Los datos en color negro corresponden al total de vehículos y los datos en color azul corresponden a vehículos pesados (en %)



Castilla-La Mancha

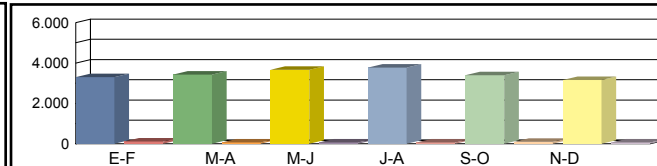
Consejería de Fomento

**Estación:** CR-6b  
**Carretera:** CM-4110 p.k. 55,20 **Provincia:** CIUDAD REAL  
**Ubicación:** Almodóvar del Campo - Puertollano  
**Año:** 2024  
**Tipo:** PRIMARIA

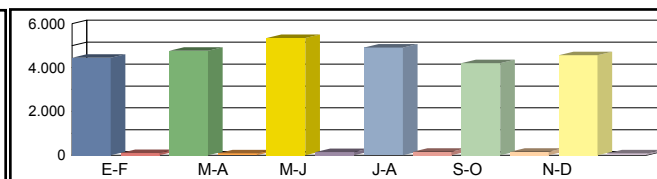
Dirección General de Carreteras

	Ene-Feb	Mar-Abr	May-Jun	Jul-Ago	Sep-Oct	Nov-Dic	IMD
--	---------	---------	---------	---------	---------	---------	-----

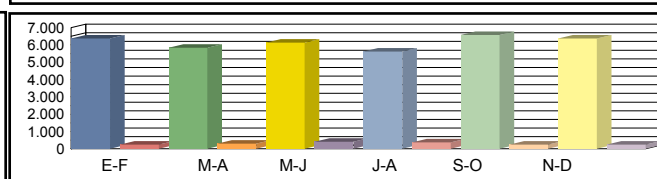
Media Domingos	00h-24h	3.304 <b>3,27%</b>	3.433 <b>1,95%</b>	3.673 <b>1,88%</b>	3.780 <b>1,88%</b>	3.404 <b>2,85%</b>	3.155 <b>2,12%</b>	3.458 <b>2,33%</b>
	06h-22h	2.870 <b>2,79%</b>	3.082 <b>1,30%</b>	3.106 <b>1,32%</b>	2.776 <b>2,09%</b>	2.989 <b>1,97%</b>	2.790 <b>1,94%</b>	2.936 <b>1,90%</b>
	08h-14h	979 <b>4,70%</b>	958 <b>1,77%</b>	1.009 <b>0,99%</b>	916 <b>2,51%</b>	1.023 <b>2,25%</b>	924 <b>2,06%</b>	968 <b>2,38%</b>



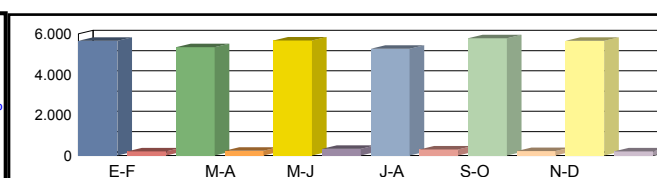
Media Sábados	00h-24h	4.444 <b>2,25%</b>	4.768 <b>1,89%</b>	5.348 <b>2,56%</b>	4.916 <b>3,11%</b>	4.193 <b>3,67%</b>	4.561 <b>1,89%</b>	4.705 <b>2,56%</b>
	06h-22h	4.099 <b>1,46%</b>	4.449 <b>1,69%</b>	4.715 <b>2,80%</b>	4.136 <b>3,05%</b>	3.752 <b>3,07%</b>	4.114 <b>1,82%</b>	4.211 <b>2,31%</b>
	08h-14h	2.078 <b>1,54%</b>	2.070 <b>2,42%</b>	2.223 <b>2,52%</b>	2.221 <b>2,93%</b>	1.885 <b>2,92%</b>	1.537 <b>2,99%</b>	2.002 <b>2,55%</b>



Media Laborales	00h-24h	6.373 <b>3,69%</b>	5.839 <b>4,80%</b>	6.134 <b>6,28%</b>	5.628 <b>6,24%</b>	6.570 <b>3,68%</b>	6.371 <b>3,80%</b>	6.152 <b>4,75%</b>
	06h-22h	6.044 <b>3,31%</b>	5.543 <b>4,83%</b>	5.771 <b>6,41%</b>	5.085 <b>6,53%</b>	6.227 <b>3,32%</b>	6.067 <b>3,69%</b>	5.790 <b>4,68%</b>
	08h-14h	2.366 <b>4,44%</b>	2.303 <b>6,43%</b>	2.364 <b>7,91%</b>	2.050 <b>7,51%</b>	2.581 <b>4,49%</b>	2.410 <b>6,14%</b>	2.346 <b>6,15%</b>



Media Diaria	00h-24h	5.660 <b>3,50%</b>	5.342 <b>4,16%</b>	5.670 <b>5,38%</b>	5.262 <b>5,36%</b>	5.778 <b>3,60%</b>	5.652 <b>3,43%</b>	<b>5.561</b> <b>4,24%</b>
	06h-22h	5.313 <b>3,07%</b>	5.036 <b>4,13%</b>	5.239 <b>5,52%</b>	4.619 <b>5,69%</b>	5.411 <b>3,20%</b>	5.320 <b>3,36%</b>	<b>5.156</b> <b>4,16%</b>
	08h-14h	2.126 <b>4,05%</b>	2.077 <b>5,54%</b>	2.151 <b>6,65%</b>	1.912 <b>6,38%</b>	2.259 <b>4,16%</b>	2.073 <b>5,55%</b>	<b>2.100</b> <b>5,39%</b>



Coeficientes	N	1,05443	1,05340	1,06290	1,10678	1,05508	1,05011	
	L	0,96532	1,05361	1,00293	1,09311	0,93638	0,96563	
Coeficiente	S							0,90384

Los datos en color negro corresponden al total de vehículos y los datos en color azul corresponden a vehículos pesados (en %)



**Castilla-La Mancha**

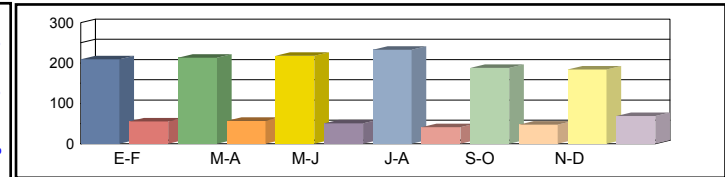
Consejería de Fomento

**Estación:** cr-6c  
**Carretera:** CM-4134 p.k. 7,00 **Provincia:** CIUDAD REAL  
**Ubicación:** Int. CR-504 (puertollano - )Int. N-420 (Argamasilla de Cva.)  
**Año:** 2024  
**Tipo:** PRIMARIA

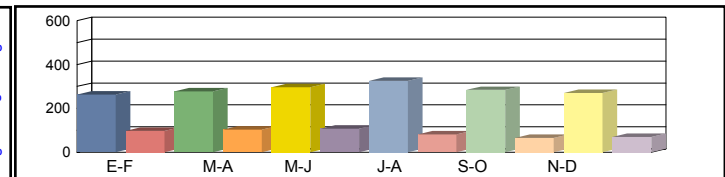
**Dirección General de Carreteras**

Ene-Feb	Mar-Abr	May-Jun	Jul-Ago	Sep-Oct	Nov-Dic	IMD
---------	---------	---------	---------	---------	---------	-----

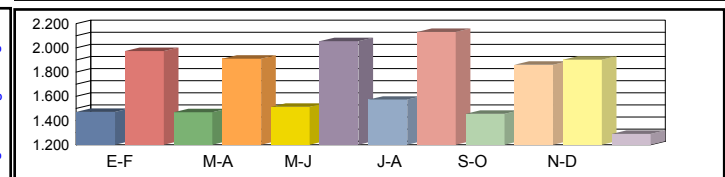
Media Domingos	00h-24h	209 <b>21,05%</b>	213 <b>21,13%</b>	218 <b>18,81%</b>	233 <b>15,02%</b>	188 <b>20,21%</b>	184 <b>27,17%</b>	208 <b>20,57%</b>
	06h-22h	157 <b>19,11%</b>	155 <b>18,71%</b>	165 <b>22,42%</b>	168 <b>14,88%</b>	154 <b>19,48%</b>	156 <b>24,36%</b>	159 <b>19,83%</b>
	08h-14h	54 <b>37,04%</b>	46 <b>15,22%</b>	50 <b>18,00%</b>	62 <b>24,19%</b>	52 <b>26,92%</b>	43 <b>46,51%</b>	51 <b>27,98%</b>



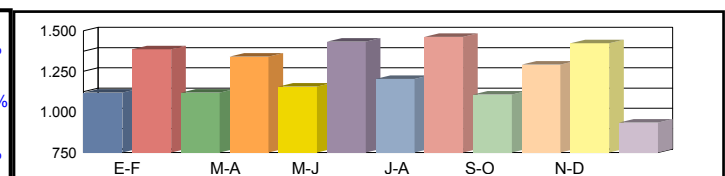
Media Sábados	00h-24h	263 <b>27,00%</b>	277 <b>27,08%</b>	297 <b>26,60%</b>	326 <b>19,94%</b>	284 <b>18,66%</b>	270 <b>20,37%</b>	286 <b>23,27%</b>
	06h-22h	198 <b>19,70%</b>	208 <b>25,96%</b>	207 <b>18,36%</b>	239 <b>16,74%</b>	225 <b>19,11%</b>	235 <b>18,72%</b>	219 <b>19,76%</b>
	08h-14h	110 <b>28,18%</b>	97 <b>29,90%</b>	103 <b>27,18%</b>	94 <b>14,89%</b>	114 <b>30,70%</b>	138 <b>18,84%</b>	109 <b>24,95%</b>



Media Laborales	00h-24h	1.471 <b>57,31%</b>	1.468 <b>56,54%</b>	1.515 <b>57,56%</b>	1.573 <b>57,53%</b>	1.456 <b>56,11%</b>	1.902 <b>40,43%</b>	1.564 <b>54,25%</b>
	06h-22h	1.379 <b>58,30%</b>	1.368 <b>57,75%</b>	1.411 <b>58,82%</b>	1.455 <b>58,28%</b>	1.372 <b>56,92%</b>	1.802 <b>40,29%</b>	1.464 <b>55,06%</b>
	08h-14h	624 <b>59,94%</b>	628 <b>60,99%</b>	646 <b>61,76%</b>	689 <b>61,97%</b>	649 <b>60,09%</b>	803 <b>42,71%</b>	673 <b>57,91%</b>



Media Diaria	00h-24h	1.119 <b>55,32%</b>	1.119 <b>54,51%</b>	1.156 <b>55,36%</b>	1.203 <b>54,86%</b>	1.107 <b>53,84%</b>	1.423 <b>39,63%</b>	<b>1.188</b> <b>52,26%</b>
	06h-22h	1.035 <b>56,43%</b>	1.029 <b>55,98%</b>	1.061 <b>56,93%</b>	1.098 <b>56,01%</b>	1.034 <b>54,93%</b>	1.343 <b>39,46%</b>	<b>1.100</b> <b>53,29%</b>
	08h-14h	469 <b>58,42%</b>	469 <b>59,49%</b>	483 <b>60,04%</b>	514 <b>60,12%</b>	487 <b>58,73%</b>	600 <b>42,00%</b>	<b>504</b> <b>56,47%</b>



Coeficientes	N	1,06672	1,07310	1,07371	1,08110	1,06122	1,05549	
	L	1,06322	1,06540	1,03234	0,99428	1,07418	0,82229	
Coeficiente	S							0,75941

Los datos en color negro corresponden al total de vehículos y los datos en color azul corresponden a vehículos pesados (en %)



**Castilla-La Mancha**

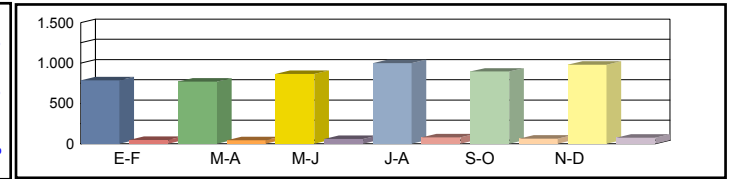
Consejería de Fomento

**Estación:** CR-71  
**Carretera:** CM-3111 p.k. 12,00 **Provincia:** CIUDAD REAL  
**Ubicación:** Pedro Muñoz - Socuéllamos  
**Año:** 2024  
**Tipo:** COBERTURA

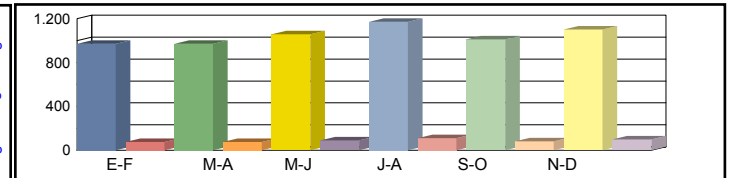
**Dirección General de Carreteras**

Ene-Feb	Mar-Abr	May-Jun	Jul-Ago	Sep-Oct	Nov-Dic	IMD
---------	---------	---------	---------	---------	---------	-----

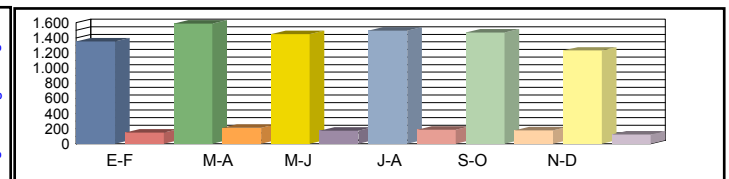
Media	00h-24h	788 5,83%	769 5,70%	867 6,42%	998 7,39%	895 6,63%	981 7,26%	883 6,54%
Domingos	06h-22h	707 5,01%	706 5,01%	773 5,48%	848 6,02%	790 5,61%	880 6,25%	784 5,56%
	08h-14h	298 2,76%	288 2,67%	336 3,12%	355 3,30%	301 2,79%	359 3,34%	323 3,00%



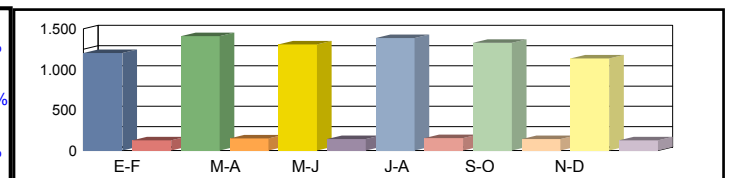
Media	00h-24h	971 7,19%	971 7,19%	1.057 7,83%	1.171 8,67%	1.010 7,48%	1.102 8,16%	1.047 7,75%
Sábados	06h-22h	882 6,26%	886 6,29%	962 6,82%	1.041 7,39%	914 6,49%	1.006 7,14%	948 6,73%
	08h-14h	402 3,73%	400 3,72%	469 4,36%	473 4,40%	423 3,93%	440 4,08%	434 4,04%



Media	00h-24h	1.351 10,00%	1.589 11,76%	1.447 10,71%	1.494 11,06%	1.469 10,87%	1.232 9,12%	1.430 10,59%
Laborales	06h-22h	1.299 9,22%	1.523 10,81%	1.369 9,72%	1.363 9,67%	1.412 10,02%	1.167 8,29%	1.356 9,62%
	08h-14h	570 5,30%	647 6,01%	596 5,54%	602 5,59%	618 5,74%	531 4,93%	594 5,52%



Media	00h-24h	1.200 9,51%	1.408 9,49%	1.308 9,69%	1.387 9,95%	1.326 9,67%	1.133 9,85%	1.294 9,69%
Diaria	06h-22h	1.143 8,55%	1.341 8,55%	1.226 8,70%	1.242 8,85%	1.260 8,67%	1.063 8,85%	1.212 8,70%
	08h-14h	503 4,88%	569 4,87%	541 5,02%	550 5,05%	549 4,92%	481 5,02%	532 4,96%



Coeficientes	N							
	L							
Coeficiente	S							

Los datos en color negro corresponden al total de vehículos y los datos en color azul corresponden a vehículos pesados (en %)



Castilla-La Mancha

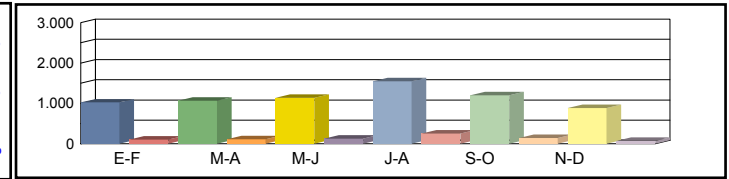
Consejería de Fomento

**Estación:** CR-75  
**Carretera:** CM-3129 p.k. 15,00 **Provincia:** CIUDAD REAL  
**Ubicación:** Carrizosa - Villanueva de los Infantes  
**Año:** 2024  
**Tipo:** COBERTURA

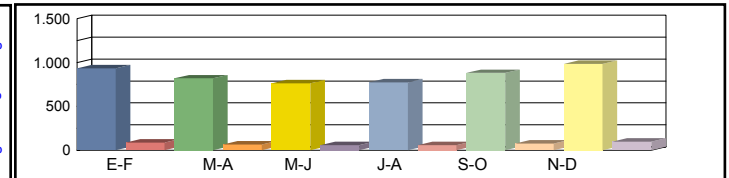
Dirección General de Carreteras

Ene-Feb	Mar-Abr	May-Jun	Jul-Ago	Sep-Oct	Nov-Dic	IMD
---------	---------	---------	---------	---------	---------	-----

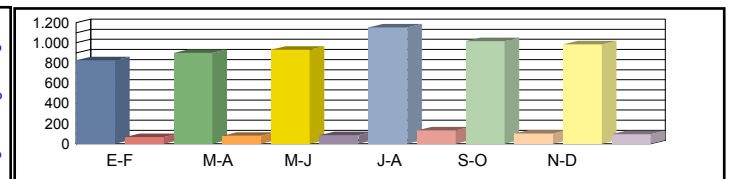
Media	00h-24h	1.025	9,28%	1.067	9,66%	1.142	10,33%	1.551	14,04%	1.204	10,90%	884	8,00%	1.146	10,37%
Domingos	06h-22h	900	6,29%	939	6,56%	1.006	7,03%	1.413	9,87%	1.066	7,45%	789	5,51%	1.019	7,12%
	08h-14h	226	1,83%	388	3,14%	408	3,30%	317	2,56%	291	2,35%	345	2,79%	329	2,66%



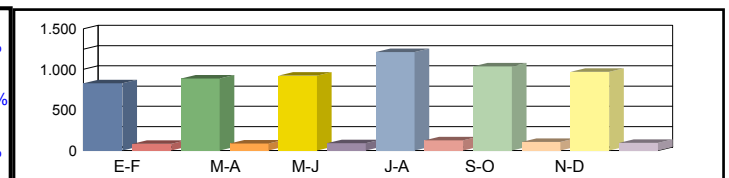
Media	00h-24h	935	8,46%	819	7,41%	763	6,91%	773	7,00%	881	7,98%	986	8,93%	860	7,78%
Sábados	06h-22h	846	5,91%	714	4,99%	652	4,55%	643	4,49%	771	5,39%	874	6,10%	750	5,24%
	08h-14h	571	4,62%	329	2,66%	320	2,59%	394	3,19%	521	4,22%	542	4,38%	446	3,61%



Media	00h-24h	829	7,50%	899	8,14%	932	8,43%	1.153	10,44%	1.018	9,21%	986	8,92%	970	8,77%
Laborales	06h-22h	723	5,05%	791	5,52%	824	5,75%	1.007	7,03%	925	6,46%	871	6,08%	857	5,99%
	08h-14h	358	2,90%	359	2,90%	379	3,07%	490	3,96%	394	3,18%	401	3,24%	397	3,21%



Media	00h-24h	828	8,91%	888	8,81%	923	8,84%	1.212	9,38%	1.035	9,07%	971	8,79%	<b>976</b>	8,97%
Diaria	06h-22h	723	6,09%	780	6,00%	813	6,00%	1.059	6,40%	939	6,18%	860	6,01%	<b>862</b>	6,11%
	08h-14h	357	3,24%	348	3,14%	369	3,16%	474	3,14%	395	3,25%	413	3,34%	<b>393</b>	3,21%



Coeficientes	N														
	L														
Coeficiente	S														

Los datos en color negro corresponden al total de vehículos y los datos en color azul corresponden a vehículos pesados (en %)





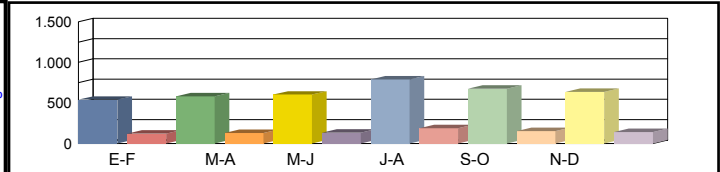
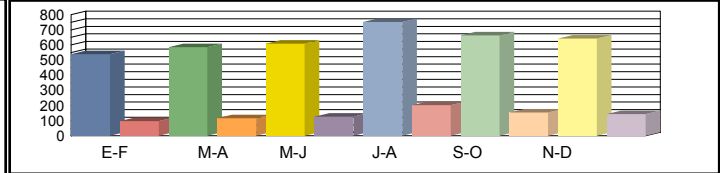
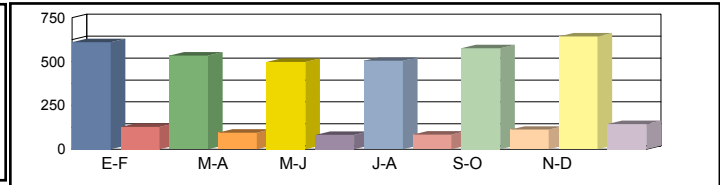
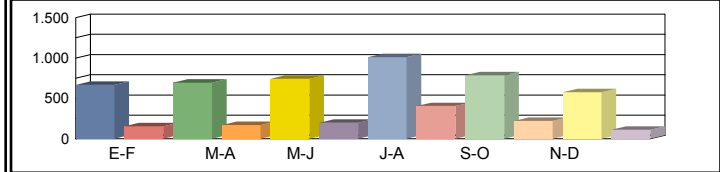
**Castilla-La Mancha**

Consejería de Fomento

**Estación:** CR-75a  
**Carretera:** CM-3129 p.k. 5,00 **Provincia:** CIUDAD REAL  
**Ubicación:** Int. N-430 (Alhambra) - Carrizosa  
**Año:** 2024  
**Tipo:** COBERTURA

**Dirección General de Carreteras**

		Ene-Feb	Mar-Abr	May-Jun	Jul-Ago	Sep-Oct	Nov-Dic	IMD
Media Domingos	00h-24h	668 18,91%	696 19,69%	744 21,07%	1.012 28,63%	785 22,21%	576 16,31%	747 21,14%
	06h-22h	590 15,56%	616 16,24%	659 17,39%	926 24,43%	699 18,44%	517 13,64%	668 17,62%
	08h-14h	84 8,32%	144 14,30%	152 15,04%	118 11,67%	108 10,71%	128 12,69%	122 12,12%
Media Sábados	00h-24h	610 17,25%	534 15,11%	498 14,09%	504 14,27%	575 16,26%	643 18,20%	561 15,86%
	06h-22h	555 14,63%	468 12,35%	427 11,27%	421 11,11%	506 13,33%	573 15,11%	492 12,97%
	08h-14h	212 21,02%	122 12,11%	119 11,78%	146 14,51%	194 19,20%	201 19,96%	166 16,43%
Media Laborales	00h-24h	540 15,29%	586 16,59%	608 17,19%	752 21,28%	664 18,78%	643 18,20%	632 17,89%
	06h-22h	474 12,50%	518 13,67%	540 14,24%	660 17,41%	607 16,00%	571 15,06%	562 14,81%
	08h-14h	133 13,20%	133 13,22%	141 13,97%	182 18,05%	146 14,49%	149 14,77%	147 14,62%
Media Diaria	00h-24h	539 18,16%	579 17,97%	602 18,02%	790 19,12%	675 18,49%	634 17,93%	<b>636 18,28%</b>
	06h-22h	474 15,07%	510 14,84%	533 14,85%	694 15,84%	616 15,30%	564 14,86%	<b>565 15,13%</b>
	08h-14h	133 14,74%	129 14,32%	137 14,38%	176 14,29%	147 14,82%	153 15,21%	<b>146 14,63%</b>
Coeficientes	N							
	L							
Coeficiente	S							



Los datos en color negro corresponden al total de vehículos y los datos en color azul corresponden a vehículos pesados (en %)



Castilla-La Mancha

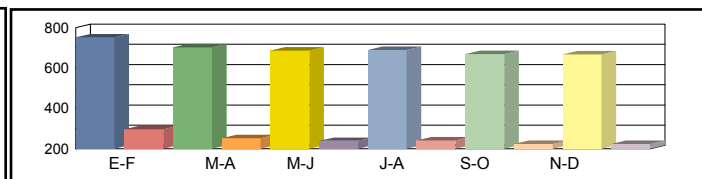
Consejería de Fomento

**Estación:** CR-76  
**Carretera:** CM-412 p.k. 156,00 **Provincia:** CIUDAD REAL  
**Ubicación:** Villanueva de la Fuente - Límite Provincia con Albacete  
**Año:** 2024  
**Tipo:** COBERTURA

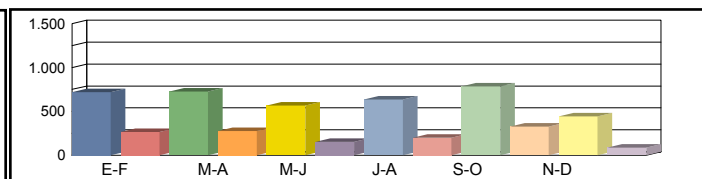
Dirección General de Carreteras

	Ene-Feb	Mar-Abr	May-Jun	Jul-Ago	Sep-Oct	Nov-Dic	IMD
--	---------	---------	---------	---------	---------	---------	-----

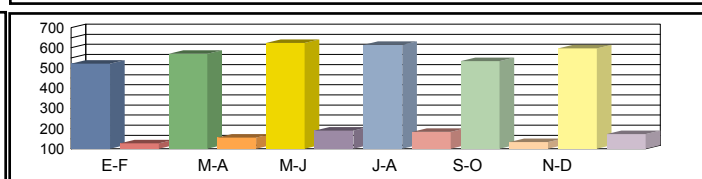
Media Domingos	00h-24h	752 28,28%	703 26,41%	687 25,84%	690 25,96%	669 25,16%	668 25,12%	695 26,13%
	06h-22h	669 23,12%	614 21,20%	579 20,02%	586 20,24%	608 20,99%	569 19,67%	604 20,87%
	08h-14h	118 11,90%	238 24,07%	206 20,86%	235 23,75%	114 11,50%	167 16,90%	180 18,16%



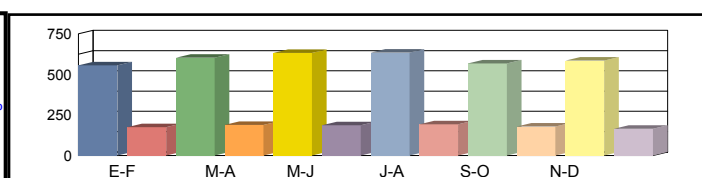
Media Sábados	00h-24h	718 26,99%	728 27,38%	565 21,24%	637 23,95%	784 29,49%	443 16,67%	646 24,29%
	06h-22h	657 22,71%	625 21,58%	494 17,07%	560 19,35%	717 24,76%	385 13,30%	573 19,79%
	08h-14h	320 32,39%	244 24,73%	218 22,07%	263 26,60%	355 35,98%	207 21,00%	268 27,13%



Media Laborales	00h-24h	522 19,62%	570 21,45%	624 23,44%	615 23,11%	534 20,08%	597 22,45%	577 21,69%
	06h-22h	413 14,27%	506 17,50%	569 19,65%	541 18,68%	424 14,64%	516 17,83%	495 17,09%
	08h-14h	185 18,72%	242 24,53%	236 23,89%	213 21,52%	188 19,04%	220 22,27%	214 21,66%



Media Diaria	00h-24h	556 23,93%	602 23,72%	633 22,76%	635 23,16%	567 23,84%	585 22,00%	596 23,23%
	06h-22h	447 19,28%	535 18,85%	575 18,03%	558 18,39%	458 19,27%	505 17,44%	513 18,54%
	08h-14h	185 22,24%	249 22,88%	234 22,04%	221 23,10%	192 22,69%	211 21,32%	215 22,38%



Coeficientes	N							
	L							
Coeficiente	S							

Los datos en color negro corresponden al total de vehículos y los datos en color azul corresponden a vehículos pesados (en %)



Castilla-La Mancha

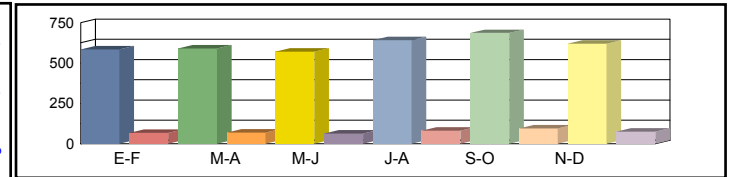
Consejería de Fomento

**Estación:** CR-76a  
**Carretera:** CM-320 p.k. 1,50 **Provincia:** CIUDAD REAL  
**Ubicación:** Villanueva de la Fuente - Límite Provincia con Albacete  
**Año:** 2024  
**Tipo:** COBERTURA

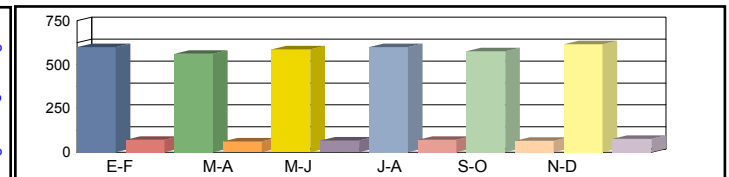
Dirección General de Carreteras

	Ene-Feb	Mar-Abr	May-Jun	Jul-Ago	Sep-Oct	Nov-Dic	IMD
--	---------	---------	---------	---------	---------	---------	-----

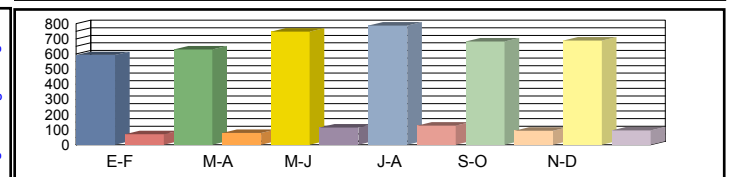
Media Domingos	00h-24h	584 <b>10,36%</b>	591 <b>10,48%</b>	571 <b>10,13%</b>	642 <b>11,40%</b>	686 <b>12,18%</b>	620 <b>11,01%</b>	616 <b>10,93%</b>
	06h-22h	515 <b>10,38%</b>	522 <b>10,52%</b>	510 <b>10,28%</b>	588 <b>11,83%</b>	634 <b>12,77%</b>	557 <b>11,22%</b>	554 <b>11,17%</b>
	08h-14h	143 <b>7,63%</b>	162 <b>8,67%</b>	164 <b>8,74%</b>	187 <b>9,96%</b>	205 <b>10,93%</b>	189 <b>10,11%</b>	175 <b>9,34%</b>



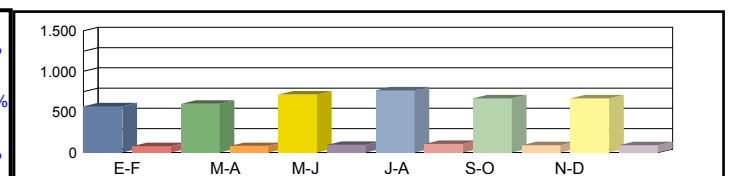
Media Sábados	00h-24h	600 <b>10,65%</b>	561 <b>9,96%</b>	586 <b>10,39%</b>	599 <b>10,63%</b>	576 <b>10,23%</b>	616 <b>10,93%</b>	590 <b>10,47%</b>
	06h-22h	510 <b>10,28%</b>	490 <b>9,88%</b>	509 <b>10,25%</b>	521 <b>10,49%</b>	503 <b>10,14%</b>	534 <b>10,75%</b>	511 <b>10,30%</b>
	08h-14h	225 <b>12,03%</b>	245 <b>13,10%</b>	246 <b>13,15%</b>	240 <b>12,79%</b>	228 <b>12,18%</b>	246 <b>13,11%</b>	238 <b>12,73%</b>



Media Laborales	00h-24h	593 <b>10,53%</b>	629 <b>11,16%</b>	748 <b>13,27%</b>	787 <b>13,96%</b>	683 <b>12,12%</b>	688 <b>12,21%</b>	688 <b>12,21%</b>
	06h-22h	536 <b>10,81%</b>	569 <b>11,47%</b>	648 <b>13,05%</b>	668 <b>13,46%</b>	580 <b>11,69%</b>	602 <b>12,13%</b>	600 <b>12,10%</b>
	08h-14h	211 <b>11,25%</b>	217 <b>11,56%</b>	246 <b>13,14%</b>	283 <b>15,11%</b>	245 <b>13,10%</b>	241 <b>12,86%</b>	240 <b>12,84%</b>



Media Diaria	00h-24h	569 <b>11,72%</b>	600 <b>11,64%</b>	714 <b>11,65%</b>	765 <b>11,87%</b>	667 <b>11,92%</b>	668 <b>11,86%</b>	<b>664</b> <b>11,78%</b>
	06h-22h	513 <b>11,61%</b>	543 <b>11,57%</b>	620 <b>11,59%</b>	653 <b>11,85%</b>	571 <b>11,93%</b>	586 <b>11,80%</b>	<b>581</b> <b>11,73%</b>
	08h-14h	197 <b>12,00%</b>	207 <b>12,30%</b>	236 <b>12,31%</b>	274 <b>12,44%</b>	238 <b>12,49%</b>	234 <b>12,50%</b>	<b>231</b> <b>12,34%</b>



Coeficientes	N							
	L							
Coeficiente	S							

Los datos en color negro corresponden al total de vehículos y los datos en color azul corresponden a vehículos pesados (en %)



Castilla-La Mancha

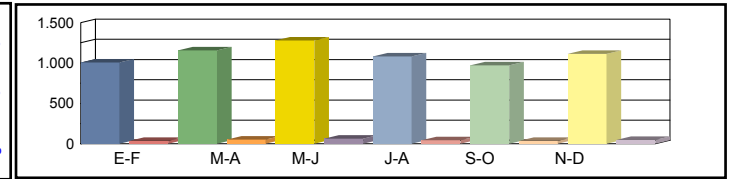
Consejería de Fomento

**Estación:** CR-78  
**Carretera:** CM-3127 p.k. 42,50 **Provincia:** CIUDAD REAL  
**Ubicación:** Int. CR-641 (Montiel) - Montiel  
**Año:** 2024  
**Tipo:** COBERTURA

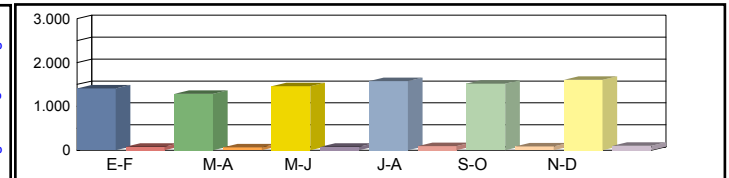
Dirección General de Carreteras

	Ene-Feb	Mar-Abr	May-Jun	Jul-Ago	Sep-Oct	Nov-Dic	IMD
--	---------	---------	---------	---------	---------	---------	-----

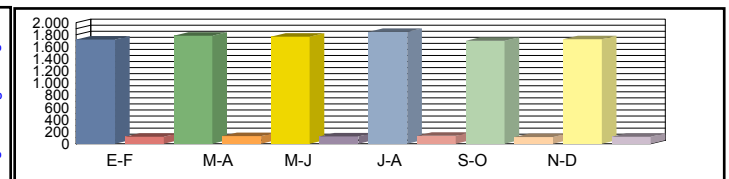
Media	00h-24h	1.007 3,71%	1.156 4,26%	1.279 4,71%	1.082 3,99%	973 3,58%	1.112 4,10%	1.102 4,06%
Domingos	06h-22h	878 2,91%	1.068 3,54%	1.203 3,99%	935 3,10%	802 2,66%	1.012 3,35%	983 3,26%
	08h-14h	294 1,52%	554 2,86%	598 3,08%	443 2,29%	297 1,53%	372 1,92%	426 2,20%



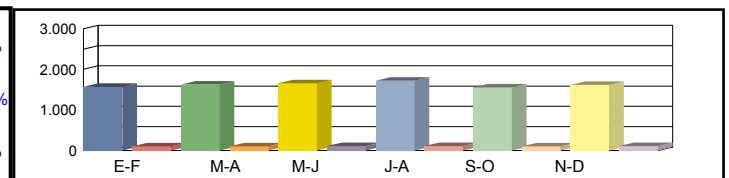
Media	00h-24h	1.411 5,20%	1.285 4,73%	1.462 5,38%	1.574 5,80%	1.516 5,59%	1.608 5,92%	1.476 5,44%
Sábados	06h-22h	1.315 4,36%	1.185 3,93%	1.340 4,44%	1.455 4,82%	1.374 4,56%	1.511 5,01%	1.363 4,52%
	08h-14h	635 3,27%	532 2,74%	598 3,09%	791 4,08%	618 3,19%	768 3,96%	657 3,39%



Media	00h-24h	1.723 6,35%	1.786 6,58%	1.767 6,51%	1.849 6,81%	1.701 6,27%	1.728 6,36%	1.759 6,48%
Laborales	06h-22h	1.642 5,44%	1.691 5,61%	1.675 5,55%	1.713 5,68%	1.624 5,38%	1.661 5,51%	1.668 5,53%
	08h-14h	832 4,29%	867 4,47%	824 4,25%	775 4,00%	783 4,04%	808 4,17%	815 4,20%



Media	00h-24h	1.568 5,92%	1.628 5,93%	1.654 6,09%	1.718 6,05%	1.557 5,96%	1.614 6,08%	<b>1.623</b> 6,00%
Diaria	06h-22h	1.480 5,00%	1.533 5,03%	1.560 5,17%	1.573 5,10%	1.461 5,00%	1.544 5,16%	<b>1.525</b> 5,08%
	08h-14h	728 3,72%	783 3,83%	759 3,91%	719 3,94%	683 3,71%	737 3,87%	<b>735</b> 3,83%



Coeficientes	N							
	L							
Coeficiente	S							

Los datos en color negro corresponden al total de vehículos y los datos en color azul corresponden a vehículos pesados (en %)



Castilla-La Mancha

Consejería de Fomento

**Estación:** CR-7a  
**Carretera:** CM-4111 p.k. 64,50 **Provincia:** CIUDAD REAL  
**Ubicación:** Viso del Marqués - Almuradiel  
**Año:** 2024  
**Tipo:** COBERTURA

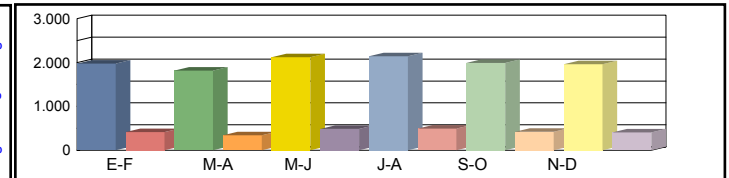
Dirección General de Carreteras

Ene-Feb	Mar-Abr	May-Jun	Jul-Ago	Sep-Oct	Nov-Dic	IMD
---------	---------	---------	---------	---------	---------	-----

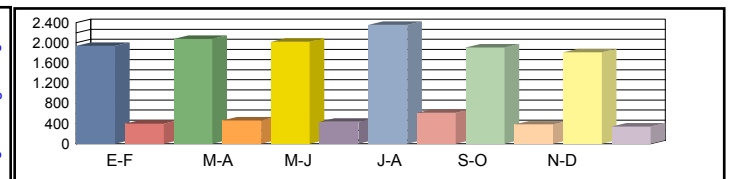
Media Domingos	00h-24h	2.036 17,90%	2.304 20,25%	2.036 17,89%	1.845 16,22%	2.097 18,44%	1.982 17,42%	2.050 18,02%
	06h-22h	1.718 18,68%	2.005 21,81%	1.779 19,35%	1.556 16,93%	1.744 18,97%	1.613 17,55%	1.736 18,88%
	08h-14h	587 11,02%	640 12,01%	583 10,95%	589 11,06%	717 13,45%	666 12,49%	630 11,83%



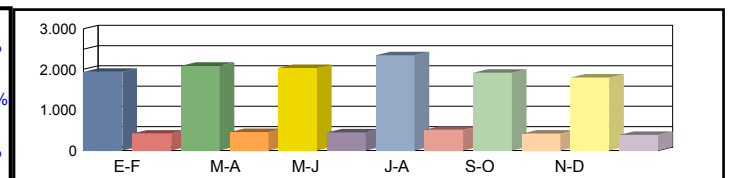
Media Sábados	00h-24h	1.976 17,37%	1.815 15,95%	2.120 18,64%	2.143 18,83%	1.991 17,50%	1.962 17,25%	2.001 17,59%
	06h-22h	1.723 18,74%	1.595 17,35%	1.860 20,23%	1.864 20,27%	1.751 19,05%	1.673 18,20%	1.744 18,97%
	08h-14h	1.050 19,70%	987 18,53%	1.186 22,25%	964 18,09%	921 17,28%	889 16,69%	1.000 18,76%



Media Laborales	00h-24h	1.942 17,07%	2.079 18,27%	2.021 17,76%	2.358 20,73%	1.907 16,76%	1.814 15,95%	2.020 17,76%
	06h-22h	1.681 18,28%	1.886 20,51%	1.768 19,23%	2.037 22,16%	1.632 17,75%	1.548 16,84%	1.759 19,13%
	08h-14h	774 14,53%	976 18,32%	897 16,83%	1.072 20,12%	841 15,79%	767 14,39%	888 16,66%



Media Diaria	00h-24h	1.938 17,73%	2.090 17,86%	2.037 17,91%	2.349 17,70%	1.913 17,82%	1.801 17,64%	2.021 17,78%
	06h-22h	1.668 19,08%	1.896 19,33%	1.783 19,39%	2.018 19,05%	1.627 19,17%	1.517 18,84%	1.752 19,14%
	08h-14h	755 16,41%	950 16,39%	893 16,77%	1.031 16,19%	820 16,42%	738 16,19%	864 16,39%



Coeficientes	N							
	L							
Coeficiente	S							

Los datos en color negro corresponden al total de vehículos y los datos en color azul corresponden a vehículos pesados (en %)



Castilla-La Mancha

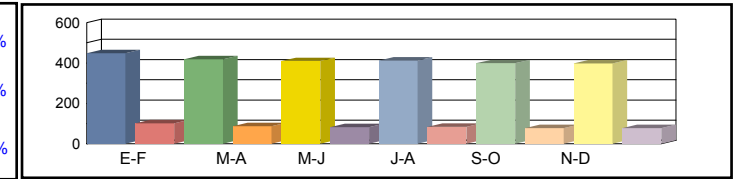
Consejería de Fomento

**Estación:** CR-84  
**Carretera:** CM-3202 p.k. 9,50 **Provincia:** CIUDAD REAL  
**Ubicación:** Villamanrique - Terrinches  
**Año:** 2024  
**Tipo:** COBERTURA

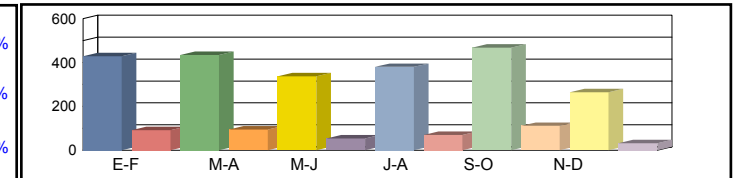
Dirección General de Carreteras

	Ene-Feb	Mar-Abr	May-Jun	Jul-Ago	Sep-Oct	Nov-Dic	IMD
--	---------	---------	---------	---------	---------	---------	-----

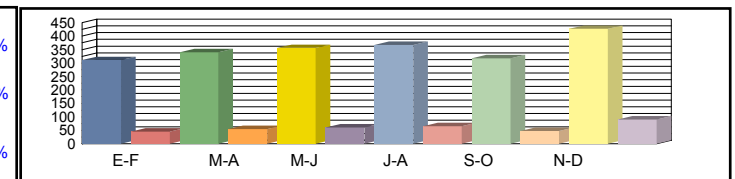
Media Domingos	00h-24h	449 18,41%	419 17,19%	410 16,82%	412 16,89%	399 16,37%	398 16,35%	414 17,00%
	06h-22h	318 19,05%	291 17,47%	275 16,50%	278 16,68%	288 17,30%	270 16,21%	287 17,20%
	08h-14h	55 5,76%	110 11,65%	96 10,10%	109 11,50%	53 5,57%	77 8,18%	83 8,79%



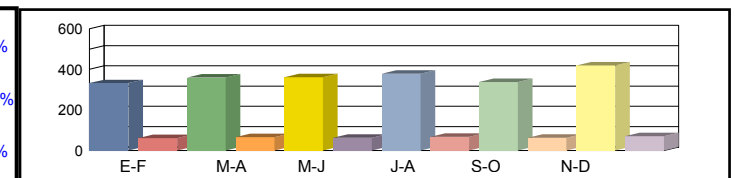
Media Sábados	00h-24h	428 17,56%	434 17,82%	337 13,82%	380 15,59%	468 19,19%	264 10,85%	385 15,80%
	06h-22h	312 18,71%	297 17,79%	235 14,07%	266 15,95%	340 20,41%	183 10,96%	272 16,31%
	08h-14h	148 15,68%	113 11,97%	101 10,69%	122 12,88%	165 17,42%	96 10,17%	124 13,13%



Media Laborales	00h-24h	311 12,77%	340 13,96%	356 14,61%	367 15,04%	318 13,06%	427 17,53%	353 14,49%
	06h-22h	196 11,76%	240 14,42%	245 14,69%	257 15,40%	201 12,07%	305 18,30%	241 14,44%
	08h-14h	86 9,07%	112 11,88%	102 10,78%	99 10,42%	87 9,22%	119 12,61%	101 10,66%



Media Diaria	00h-24h	332 15,57%	359 15,43%	361 14,81%	379 15,07%	338 15,51%	419 14,32%	365 15,12%
	06h-22h	212 15,89%	254 15,53%	248 14,86%	265 15,16%	217 15,88%	298 14,38%	249 15,28%
	08h-14h	86 10,77%	115 11,08%	101 10,67%	103 11,19%	89 10,99%	114 10,32%	101 10,84%



Coeficientes	N						
	L						
Coeficiente	S						

Los datos en color negro corresponden al total de vehículos y los datos en color azul corresponden a vehículos pesados (en %)



Castilla-La Mancha

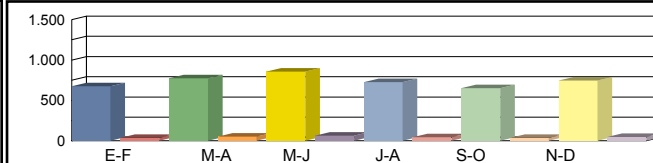
Consejería de Fomento

**Estación:** CR-84a  
**Carretera:** CM-3129 p.k. 44,00 **Provincia:** CIUDAD REAL  
**Ubicación:** Torre de Juan Abad - Villamanrique  
**Año:** 2024  
**Tipo:** COBERTURA

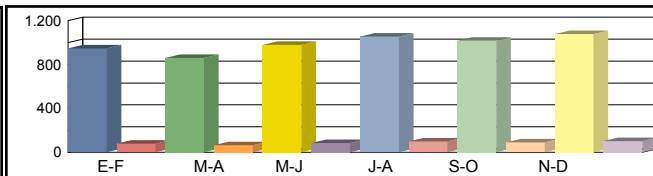
Dirección General de Carreteras

	Ene-Feb	Mar-Abr	May-Jun	Jul-Ago	Sep-Oct	Nov-Dic	IMD
--	---------	---------	---------	---------	---------	---------	-----

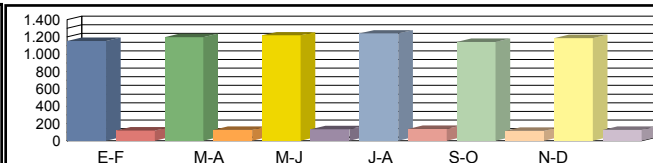
Media Domingos	00h-24h	675 <b>5,43%</b>	776 <b>6,24%</b>	857 <b>6,90%</b>	726 <b>5,84%</b>	652 <b>5,25%</b>	746 <b>6,00%</b>	739 <b>5,94%</b>
	06h-22h	565 <b>3,40%</b>	688 <b>4,14%</b>	775 <b>4,66%</b>	602 <b>3,62%</b>	517 <b>3,11%</b>	652 <b>3,92%</b>	633 <b>3,81%</b>
	08h-14h	163 <b>1,49%</b>	308 <b>2,80%</b>	332 <b>3,02%</b>	246 <b>2,24%</b>	164 <b>1,50%</b>	206 <b>1,87%</b>	236 <b>2,15%</b>



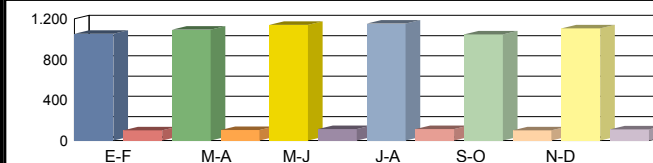
Media Sábados	00h-24h	946 <b>7,62%</b>	861 <b>6,93%</b>	980 <b>7,89%</b>	1.056 <b>8,49%</b>	1.017 <b>8,18%</b>	1.078 <b>8,68%</b>	990 <b>7,97%</b>
	06h-22h	847 <b>5,09%</b>	763 <b>4,59%</b>	863 <b>5,19%</b>	937 <b>5,64%</b>	885 <b>5,32%</b>	973 <b>5,85%</b>	878 <b>5,28%</b>
	08h-14h	352 <b>3,20%</b>	295 <b>2,69%</b>	332 <b>3,02%</b>	438 <b>3,99%</b>	343 <b>3,12%</b>	426 <b>3,87%</b>	364 <b>3,32%</b>



Media Laborales	00h-24h	1.155 <b>9,30%</b>	1.198 <b>9,64%</b>	1.218 <b>9,80%</b>	1.240 <b>9,98%</b>	1.141 <b>9,18%</b>	1.185 <b>9,54%</b>	1.190 <b>9,57%</b>
	06h-22h	1.058 <b>6,36%</b>	1.089 <b>6,55%</b>	1.107 <b>6,66%</b>	1.103 <b>6,63%</b>	1.046 <b>6,29%</b>	1.079 <b>6,49%</b>	1.080 <b>6,50%</b>
	08h-14h	462 <b>4,20%</b>	481 <b>4,37%</b>	486 <b>4,42%</b>	430 <b>3,91%</b>	434 <b>3,95%</b>	457 <b>4,16%</b>	458 <b>4,17%</b>



Media Diaria	00h-24h	1.051 <b>8,68%</b>	1.092 <b>8,69%</b>	1.140 <b>8,92%</b>	1.152 <b>8,86%</b>	1.045 <b>8,73%</b>	1.107 <b>8,91%</b>	<b>1.098</b> <b>8,80%</b>
	06h-22h	954 <b>5,85%</b>	987 <b>5,88%</b>	1.031 <b>6,04%</b>	1.013 <b>5,96%</b>	941 <b>5,84%</b>	1.003 <b>6,03%</b>	<b>988</b> <b>5,93%</b>
	08h-14h	404 <b>3,64%</b>	434 <b>3,75%</b>	448 <b>3,83%</b>	399 <b>3,86%</b>	379 <b>3,63%</b>	417 <b>3,79%</b>	<b>414</b> <b>3,75%</b>



Coeficientes	N							
	L							
Coeficiente	S							

Los datos en color negro corresponden al total de vehículos y los datos en color azul corresponden a vehículos pesados (en %)



Castilla-La Mancha

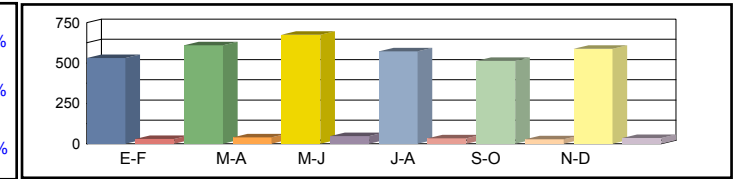
Consejería de Fomento

**Estación:** CR-87  
**Carretera:** CM-3129 p.k. 38,00 **Provincia:** CIUDAD REAL  
**Ubicación:** Cózar - Torre de Juan Abad  
**Año:** 2024  
**Tipo:** COBERTURA

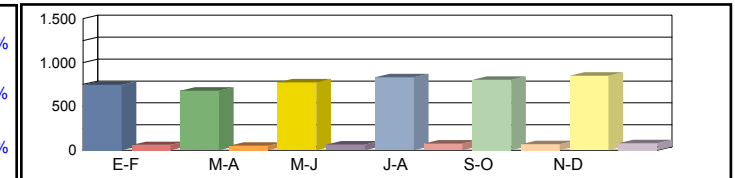
Dirección General de Carreteras

	Ene-Feb	Mar-Abr	May-Jun	Jul-Ago	Sep-Oct	Nov-Dic	IMD
--	---------	---------	---------	---------	---------	---------	-----

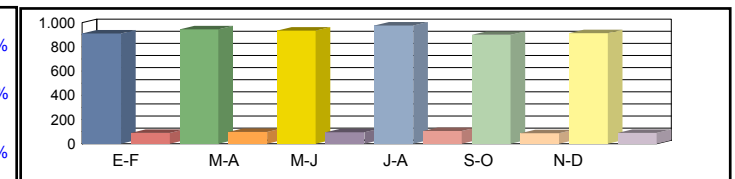
Media Domingos	00h-24h	532 <b>5,31%</b>	611 <b>6,10%</b>	676 <b>6,74%</b>	572 <b>5,71%</b>	514 <b>5,13%</b>	588 <b>5,86%</b>	582 <b>5,81%</b>
	06h-22h	464 <b>3,96%</b>	565 <b>4,82%</b>	636 <b>5,43%</b>	494 <b>4,22%</b>	424 <b>3,62%</b>	535 <b>4,57%</b>	520 <b>4,44%</b>
	08h-14h	138 <b>3,43%</b>	259 <b>6,47%</b>	279 <b>6,97%</b>	207 <b>5,17%</b>	139 <b>3,46%</b>	174 <b>4,33%</b>	199 <b>4,97%</b>



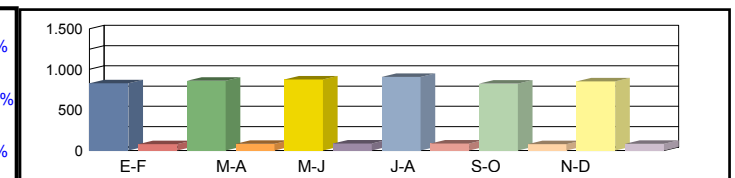
Media Sábados	00h-24h	746 <b>7,44%</b>	679 <b>6,77%</b>	773 <b>7,71%</b>	832 <b>8,30%</b>	802 <b>7,99%</b>	850 <b>8,47%</b>	780 <b>7,78%</b>
	06h-22h	696 <b>5,94%</b>	627 <b>5,35%</b>	709 <b>6,05%</b>	770 <b>6,57%</b>	727 <b>6,20%</b>	799 <b>6,82%</b>	721 <b>6,16%</b>
	08h-14h	297 <b>7,40%</b>	249 <b>6,21%</b>	280 <b>6,98%</b>	369 <b>9,22%</b>	289 <b>7,21%</b>	359 <b>8,96%</b>	307 <b>7,66%</b>



Media Laborales	00h-24h	911 <b>9,08%</b>	944 <b>9,42%</b>	934 <b>9,31%</b>	977 <b>9,75%</b>	899 <b>8,97%</b>	913 <b>9,11%</b>	930 <b>9,27%</b>
	06h-22h	869 <b>7,41%</b>	894 <b>7,63%</b>	886 <b>7,56%</b>	906 <b>7,73%</b>	859 <b>7,33%</b>	879 <b>7,50%</b>	882 <b>7,53%</b>
	08h-14h	389 <b>9,71%</b>	405 <b>10,11%</b>	385 <b>9,61%</b>	362 <b>9,04%</b>	366 <b>9,13%</b>	378 <b>9,43%</b>	381 <b>9,50%</b>



Media Diaria	00h-24h	829 <b>8,47%</b>	861 <b>8,49%</b>	874 <b>8,72%</b>	908 <b>8,65%</b>	823 <b>8,53%</b>	853 <b>8,70%</b>	<b>858</b> <b>8,59%</b>
	06h-22h	783 <b>6,82%</b>	810 <b>6,85%</b>	825 <b>7,04%</b>	832 <b>6,94%</b>	773 <b>6,81%</b>	817 <b>7,03%</b>	<b>807</b> <b>6,91%</b>
	08h-14h	341 <b>8,41%</b>	366 <b>8,68%</b>	355 <b>8,86%</b>	336 <b>8,92%</b>	319 <b>8,39%</b>	345 <b>8,76%</b>	<b>344</b> <b>8,67%</b>



Coeficientes	N							
	L							
Coeficiente	S							

Los datos en color negro corresponden al total de vehículos y los datos en color azul corresponden a vehículos pesados (en %)





Castilla-La Mancha

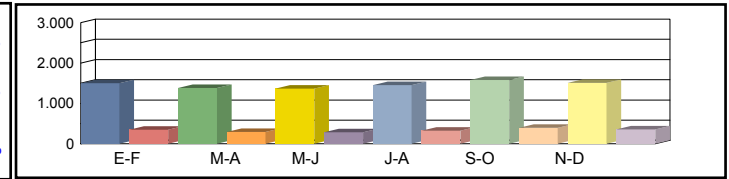
Consejería de Fomento

**Estación:** CR-8d  
**Carretera:** CM-3109 p.k. 1,00 **Provincia:** CIUDAD REAL  
**Ubicación:** Tomelloso - Int. CM-3115 (Argamasilla de Alba)  
**Año:** 2024  
**Tipo:** COBERTURA

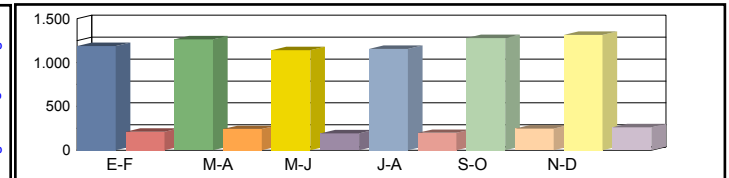
Dirección General de Carreteras

	Ene-Feb	Mar-Abr	May-Jun	Jul-Ago	Sep-Oct	Nov-Dic	IMD
--	---------	---------	---------	---------	---------	---------	-----

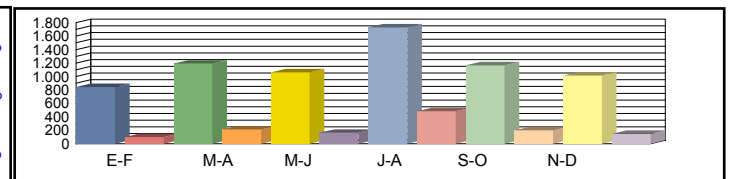
Media Domingos	00h-24h	1.499 <b>19,00%</b>	1.383 <b>17,53%</b>	1.366 <b>17,31%</b>	1.452 <b>18,40%</b>	1.579 <b>20,01%</b>	1.511 <b>19,15%</b>	1.465 <b>18,57%</b>
	06h-22h	1.403 <b>18,19%</b>	1.286 <b>16,67%</b>	1.299 <b>16,84%</b>	1.373 <b>17,80%</b>	1.483 <b>19,23%</b>	1.416 <b>18,36%</b>	1.377 <b>17,85%</b>
	08h-14h	642 <b>17,10%</b>	612 <b>16,30%</b>	636 <b>16,95%</b>	634 <b>16,90%</b>	738 <b>19,67%</b>	696 <b>18,55%</b>	660 <b>17,58%</b>



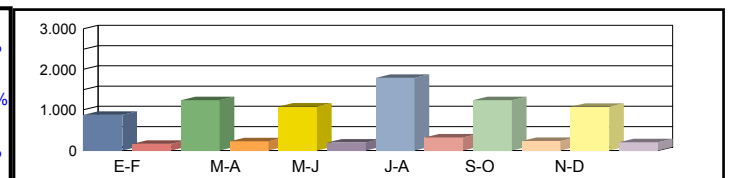
Media Sábados	00h-24h	1.187 <b>15,04%</b>	1.265 <b>16,03%</b>	1.140 <b>14,44%</b>	1.155 <b>14,64%</b>	1.280 <b>16,22%</b>	1.315 <b>16,67%</b>	1.224 <b>15,51%</b>
	06h-22h	1.106 <b>14,34%</b>	1.154 <b>14,97%</b>	1.065 <b>13,80%</b>	1.082 <b>14,03%</b>	1.194 <b>15,48%</b>	1.220 <b>15,82%</b>	1.137 <b>14,74%</b>
	08h-14h	622 <b>16,57%</b>	618 <b>16,48%</b>	565 <b>15,07%</b>	562 <b>14,98%</b>	673 <b>17,93%</b>	657 <b>17,51%</b>	616 <b>16,42%</b>



Media Laborales	00h-24h	843 <b>10,68%</b>	1.192 <b>15,11%</b>	1.062 <b>13,45%</b>	1.728 <b>21,90%</b>	1.165 <b>14,76%</b>	1.016 <b>12,88%</b>	1.168 <b>14,80%</b>
	06h-22h	791 <b>10,25%</b>	1.130 <b>14,66%</b>	968 <b>12,55%</b>	1.547 <b>20,06%</b>	1.072 <b>13,90%</b>	947 <b>12,28%</b>	1.076 <b>13,95%</b>
	08h-14h	379 <b>10,11%</b>	569 <b>15,15%</b>	476 <b>12,68%</b>	838 <b>22,33%</b>	541 <b>14,42%</b>	468 <b>12,48%</b>	545 <b>14,53%</b>



Media Diaria	00h-24h	880 <b>15,41%</b>	1.238 <b>15,34%</b>	1.085 <b>15,08%</b>	1.787 <b>15,27%</b>	1.240 <b>15,72%</b>	1.078 <b>15,66%</b>	<b>1.218 15,41%</b>
	06h-22h	830 <b>14,58%</b>	1.175 <b>14,45%</b>	996 <b>14,31%</b>	1.611 <b>14,47%</b>	1.148 <b>14,89%</b>	1.009 <b>14,81%</b>	<b>1.128 14,58%</b>
	08h-14h	397 <b>15,11%</b>	591 <b>14,98%</b>	491 <b>14,87%</b>	863 <b>14,85%</b>	588 <b>15,67%</b>	502 <b>15,45%</b>	<b>572 15,16%</b>



Coeficientes	N							
	L							
Coeficiente	S							

Los datos en color negro corresponden al total de vehículos y los datos en color azul corresponden a vehículos pesados (en %)



Castilla-La Mancha

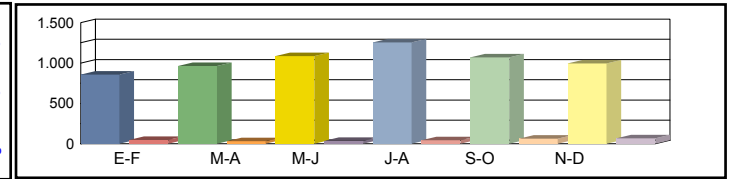
Consejería de Fomento

**Estación:** CR-8e  
**Carretera:** CM-3103 p.k. 37,99 **Provincia:** CIUDAD REAL  
**Ubicación:** Pedro Muñoz - Tomelloso  
**Año:** 2024  
**Tipo:** PERMANENTE

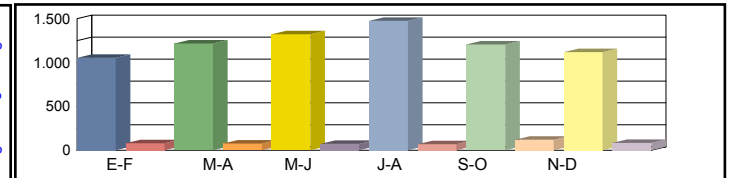
Dirección General de Carreteras

Ene-Feb	Mar-Abr	May-Jun	Jul-Ago	Sep-Oct	Nov-Dic	IMD
---------	---------	---------	---------	---------	---------	-----

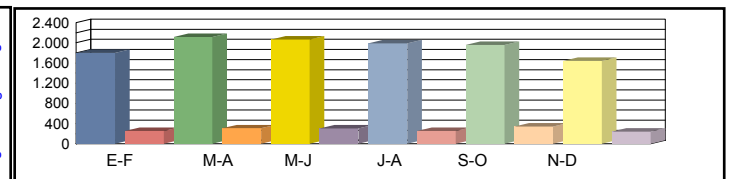
Media	00h-24h	856 <b>5,26%</b>	965 <b>3,32%</b>	1.085 <b>3,23%</b>	1.256 <b>3,58%</b>	1.069 <b>5,61%</b>	996 <b>6,53%</b>	1.038 <b>4,59%</b>
Domingos	06h-22h	768 <b>5,73%</b>	885 <b>3,50%</b>	941 <b>3,29%</b>	1.003 <b>3,79%</b>	941 <b>5,95%</b>	881 <b>7,15%</b>	903 <b>4,90%</b>
	08h-14h	306 <b>5,88%</b>	329 <b>3,04%</b>	377 <b>2,65%</b>	400 <b>2,50%</b>	335 <b>5,97%</b>	349 <b>8,02%</b>	349 <b>4,68%</b>



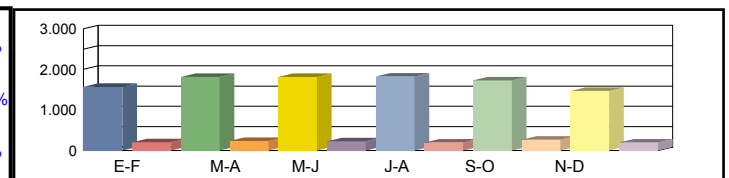
Media	00h-24h	1.055 <b>6,92%</b>	1.218 <b>5,99%</b>	1.323 <b>5,22%</b>	1.474 <b>4,41%</b>	1.206 <b>8,96%</b>	1.119 <b>6,88%</b>	1.232 <b>6,40%</b>
Sábados	06h-22h	959 <b>7,19%</b>	1.111 <b>6,12%</b>	1.171 <b>5,47%</b>	1.231 <b>4,31%</b>	1.089 <b>9,09%</b>	1.007 <b>7,25%</b>	1.095 <b>6,57%</b>
	08h-14h	413 <b>8,72%</b>	458 <b>8,73%</b>	526 <b>6,65%</b>	533 <b>5,44%</b>	471 <b>11,25%</b>	427 <b>9,84%</b>	471 <b>8,44%</b>



Media	00h-24h	1.801 <b>12,33%</b>	2.118 <b>12,70%</b>	2.066 <b>12,92%</b>	1.991 <b>11,25%</b>	1.958 <b>14,81%</b>	1.642 <b>12,97%</b>	1.929 <b>12,83%</b>
Laborales	06h-22h	1.721 <b>12,43%</b>	2.018 <b>12,88%</b>	1.921 <b>13,33%</b>	1.806 <b>11,24%</b>	1.871 <b>14,80%</b>	1.547 <b>13,25%</b>	1.814 <b>12,99%</b>
	08h-14h	708 <b>14,83%</b>	803 <b>15,44%</b>	759 <b>15,28%</b>	747 <b>12,32%</b>	767 <b>17,21%</b>	659 <b>15,17%</b>	740 <b>15,04%</b>



Media	00h-24h	1.572 <b>11,32%</b>	1.815 <b>11,29%</b>	1.811 <b>11,21%</b>	1.821 <b>9,77%</b>	1.728 <b>13,43%</b>	1.469 <b>11,64%</b>	<b>1.703</b> <b>11,44%</b>
Diaria	06h-22h	1.488 <b>11,49%</b>	1.717 <b>11,53%</b>	1.667 <b>11,70%</b>	1.619 <b>9,88%</b>	1.631 <b>13,55%</b>	1.370 <b>12,04%</b>	<b>1.582</b> <b>11,70%</b>
	08h-14h	613 <b>13,54%</b>	682 <b>13,93%</b>	668 <b>13,17%</b>	671 <b>10,73%</b>	664 <b>15,81%</b>	579 <b>13,99%</b>	<b>646</b> <b>13,53%</b>



Coeficientes	N	1,04648	1,04955	1,07548	1,10244	1,04650	1,06141	
	L	1,07107	0,91076	0,93369	0,96886	0,98519	1,17479	
Coeficiente	S							0,88240

Los datos en color negro corresponden al total de vehículos y los datos en color azul corresponden a vehículos pesados (en %)



Castilla-La Mancha

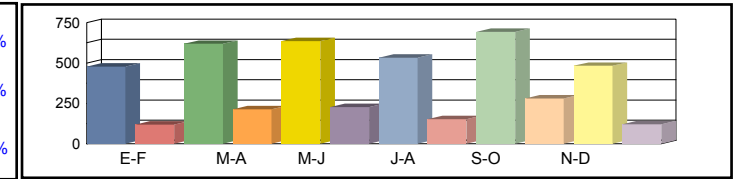
Consejería de Fomento

**Estación:** CR-8f  
**Carretera:** CM-313 p.k. 3,00 **Provincia:** CIUDAD REAL  
**Ubicación:** Tomelloso - Límite Provincia con Albacete  
**Año:** 2024  
**Tipo:** COBERTURA

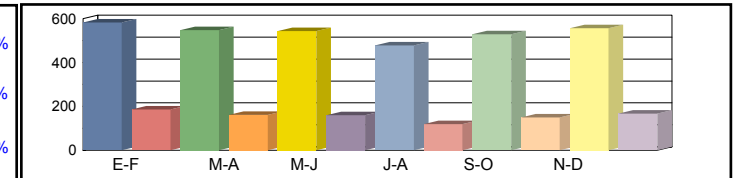
Dirección General de Carreteras

	Ene-Feb	Mar-Abr	May-Jun	Jul-Ago	Sep-Oct	Nov-Dic	IMD
--	---------	---------	---------	---------	---------	---------	-----

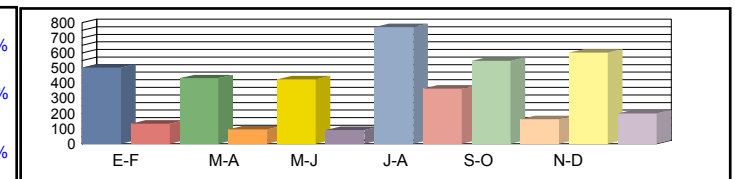
Media Domingos	00h-24h	478 19,88%	619 25,75%	635 26,43%	534 22,23%	693 28,84%	483 20,12%	574 23,87%
	06h-22h	386 18,62%	555 26,77%	574 27,72%	455 21,98%	614 29,65%	401 19,37%	498 24,02%
	08h-14h	115 11,82%	241 24,73%	237 24,29%	217 22,24%	229 23,44%	187 19,21%	204 20,95%



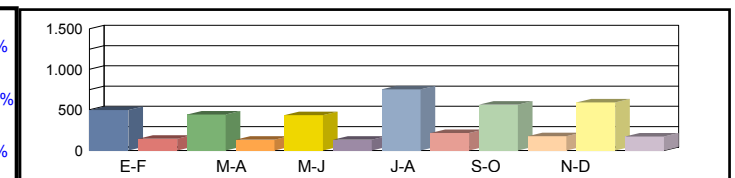
Media Sábados	00h-24h	582 24,24%	548 22,81%	544 22,64%	478 19,91%	529 22,00%	556 23,13%	540 22,45%
	06h-22h	440 21,24%	441 21,29%	426 20,55%	382 18,45%	426 20,56%	499 24,08%	436 21,03%
	08h-14h	263 26,99%	255 26,08%	236 24,14%	167 17,16%	265 27,15%	300 30,69%	248 25,37%



Media Laborales	00h-24h	503 20,93%	433 18,04%	426 17,73%	771 32,08%	548 22,81%	602 25,06%	547 22,78%
	06h-22h	428 20,66%	366 17,66%	359 17,34%	645 31,14%	462 22,29%	510 24,63%	462 22,29%
	08h-14h	236 24,22%	200 20,44%	193 19,78%	342 35,00%	244 25,00%	267 27,33%	247 25,30%



Media Diaria	00h-24h	498 22,60%	441 23,23%	435 23,30%	754 22,31%	566 23,56%	593 22,47%	<b>548 22,91%</b>
	06h-22h	415 21,62%	374 22,79%	367 22,82%	628 21,70%	479 23,10%	506 22,13%	<b>462 22,36%</b>
	08h-14h	221 23,40%	201 25,12%	191 24,78%	321 23,49%	245 25,09%	267 24,99%	<b>241 24,47%</b>



Coeficientes	N							
	L							
Coeficiente	S							

Los datos en color negro corresponden al total de vehículos y los datos en color azul corresponden a vehículos pesados (en %)



Castilla-La Mancha

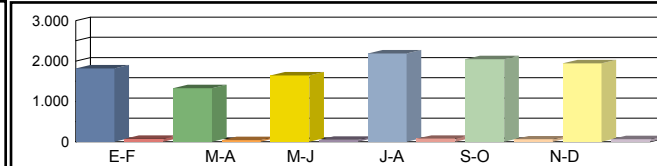
Consejería de Fomento

**Estación:** CR-9  
**Carretera:** CM-412 p.k. 58,95 **Provincia:** CIUDAD REAL  
**Ubicación:** Enlace CM-45 - Int. CM-4128  
**Año:** 2024  
**Tipo:** PRIMARIA

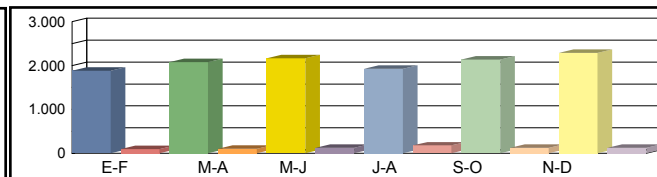
Dirección General de Carreteras

Ene-Feb	Mar-Abr	May-Jun	Jul-Ago	Sep-Oct	Nov-Dic	IMD
---------	---------	---------	---------	---------	---------	-----

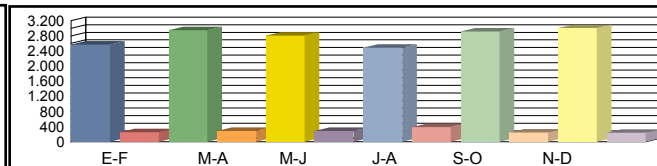
Media Domingos	00h-24h	1.815 <b>3,86%</b>	1.329 <b>3,31%</b>	1.642 <b>2,92%</b>	2.186 <b>3,48%</b>	2.047 <b>2,98%</b>	1.941 <b>3,30%</b>	1.827 <b>3,31%</b>
	06h-22h	1.547 <b>3,36%</b>	1.225 <b>2,86%</b>	1.476 <b>2,44%</b>	1.912 <b>2,62%</b>	1.823 <b>2,96%</b>	1.693 <b>2,89%</b>	1.613 <b>2,85%</b>
	08h-14h	454 <b>3,96%</b>	548 <b>3,65%</b>	637 <b>2,35%</b>	496 <b>2,82%</b>	537 <b>4,66%</b>	574 <b>3,83%</b>	541 <b>3,55%</b>



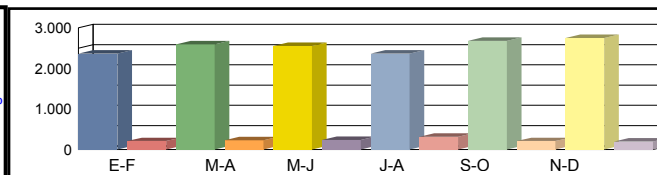
Media Sábados	00h-24h	1.882 <b>4,84%</b>	2.075 <b>4,72%</b>	2.168 <b>5,49%</b>	1.923 <b>8,48%</b>	2.139 <b>5,47%</b>	2.288 <b>5,11%</b>	2.079 <b>5,68%</b>
	06h-22h	1.719 <b>3,61%</b>	1.854 <b>4,21%</b>	1.964 <b>5,24%</b>	1.742 <b>8,67%</b>	1.909 <b>5,55%</b>	2.054 <b>4,97%</b>	1.874 <b>5,37%</b>
	08h-14h	698 <b>3,01%</b>	784 <b>7,40%</b>	895 <b>8,83%</b>	727 <b>6,19%</b>	838 <b>8,23%</b>	906 <b>5,96%</b>	808 <b>6,60%</b>



Media Laborales	00h-24h	2.573 <b>9,06%</b>	2.945 <b>8,83%</b>	2.808 <b>9,33%</b>	2.484 <b>13,61%</b>	2.911 <b>7,94%</b>	3.003 <b>7,33%</b>	2.787 <b>9,35%</b>
	06h-22h	2.445 <b>8,67%</b>	2.831 <b>8,51%</b>	2.687 <b>9,34%</b>	2.306 <b>13,62%</b>	2.765 <b>7,74%</b>	2.859 <b>7,14%</b>	2.649 <b>9,17%</b>
	08h-14h	1.087 <b>11,41%</b>	1.348 <b>9,35%</b>	1.212 <b>9,74%</b>	1.049 <b>13,82%</b>	1.080 <b>8,89%</b>	1.158 <b>7,94%</b>	1.156 <b>10,19%</b>



Media Diaria	00h-24h	2.366 <b>7,99%</b>	2.590 <b>7,95%</b>	2.550 <b>8,27%</b>	2.362 <b>11,69%</b>	2.678 <b>7,13%</b>	2.749 <b>6,66%</b>	<b>2.549</b> <b>8,28%</b>
	06h-22h	2.213 <b>7,59%</b>	2.461 <b>7,64%</b>	2.411 <b>8,25%</b>	2.169 <b>11,66%</b>	2.508 <b>7,02%</b>	2.577 <b>6,48%</b>	<b>2.390</b> <b>8,11%</b>
	08h-14h	941 <b>9,99%</b>	1.153 <b>8,76%</b>	1.085 <b>9,03%</b>	924 <b>12,12%</b>	968 <b>8,47%</b>	1.039 <b>7,41%</b>	<b>1.018</b> <b>9,30%</b>



Coeficientes	N	1,05235	1,04027	1,04503	1,07719	1,05280	1,05037	
	L	1,08317	0,94635	0,99252	1,12198	0,95740	0,92807	
Coeficiente	S							0,91450

Los datos en color negro corresponden al total de vehículos y los datos en color azul corresponden a vehículos pesados (en %)



Castilla-La Mancha

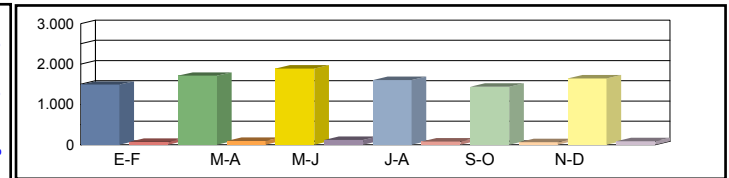
Consejería de Fomento

**Estación:** CR-90  
**Carretera:** CM-412 p.k. 109,00 **Provincia:** CIUDAD REAL  
**Ubicación:** Pozo de la Serna - Alcubillas  
**Año:** 2024  
**Tipo:** COBERTURA

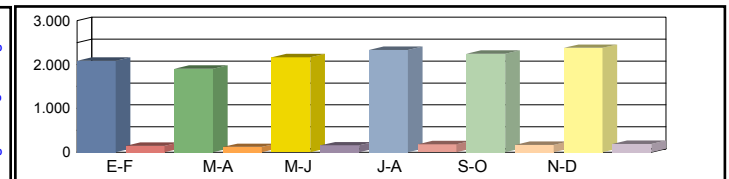
Dirección General de Carreteras

Ene-Feb	Mar-Abr	May-Jun	Jul-Ago	Sep-Oct	Nov-Dic	IMD
---------	---------	---------	---------	---------	---------	-----

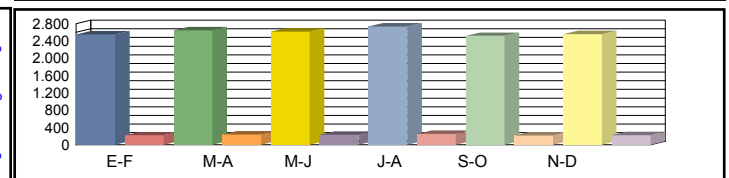
Media Domingos	00h-24h	1.490 <b>4,64%</b>	1.711 <b>5,33%</b>	1.892 <b>5,89%</b>	1.602 <b>4,99%</b>	1.440 <b>4,48%</b>	1.646 <b>5,13%</b>	1.630 <b>5,08%</b>
	06h-22h	1.313 <b>3,91%</b>	1.597 <b>4,76%</b>	1.799 <b>5,36%</b>	1.398 <b>4,17%</b>	1.200 <b>3,57%</b>	1.514 <b>4,51%</b>	1.470 <b>4,38%</b>
	08h-14h	185 <b>4,48%</b>	349 <b>8,44%</b>	376 <b>9,10%</b>	279 <b>6,75%</b>	186 <b>4,52%</b>	234 <b>5,66%</b>	268 <b>6,49%</b>



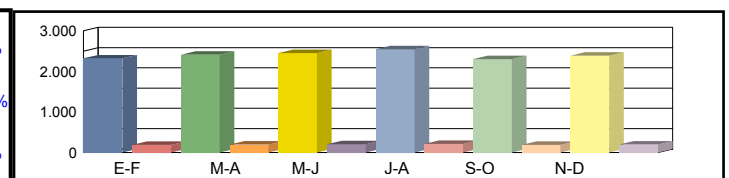
Media Sábados	00h-24h	2.088 <b>6,51%</b>	1.901 <b>5,92%</b>	2.164 <b>6,74%</b>	2.329 <b>7,26%</b>	2.244 <b>6,99%</b>	2.379 <b>7,41%</b>	2.184 <b>6,80%</b>
	06h-22h	1.967 <b>5,86%</b>	1.772 <b>5,28%</b>	2.004 <b>5,97%</b>	2.176 <b>6,48%</b>	2.055 <b>6,12%</b>	2.260 <b>6,73%</b>	2.039 <b>6,08%</b>
	08h-14h	399 <b>9,67%</b>	335 <b>8,11%</b>	376 <b>9,11%</b>	497 <b>12,04%</b>	389 <b>9,42%</b>	483 <b>11,69%</b>	413 <b>10,01%</b>



Media Laborales	00h-24h	2.550 <b>7,94%</b>	2.643 <b>8,23%</b>	2.615 <b>8,15%</b>	2.736 <b>8,52%</b>	2.517 <b>7,84%</b>	2.557 <b>7,97%</b>	2.603 <b>8,11%</b>
	06h-22h	2.456 <b>7,32%</b>	2.529 <b>7,54%</b>	2.505 <b>7,47%</b>	2.562 <b>7,63%</b>	2.428 <b>7,24%</b>	2.484 <b>7,40%</b>	2.494 <b>7,43%</b>
	08h-14h	523 <b>12,67%</b>	545 <b>13,20%</b>	518 <b>12,55%</b>	487 <b>11,80%</b>	492 <b>11,93%</b>	508 <b>12,31%</b>	512 <b>12,41%</b>



Media Diaria	00h-24h	2.320 <b>7,41%</b>	2.409 <b>7,43%</b>	2.447 <b>7,62%</b>	2.542 <b>7,57%</b>	2.304 <b>7,46%</b>	2.389 <b>7,61%</b>	<b>2.402</b> <b>7,52%</b>
	06h-22h	2.214 <b>6,73%</b>	2.292 <b>6,77%</b>	2.333 <b>6,95%</b>	2.352 <b>6,85%</b>	2.185 <b>6,72%</b>	2.309 <b>6,94%</b>	<b>2.281</b> <b>6,83%</b>
	08h-14h	458 <b>10,98%</b>	492 <b>11,33%</b>	477 <b>11,57%</b>	452 <b>11,65%</b>	429 <b>10,95%</b>	463 <b>11,44%</b>	<b>462</b> <b>11,32%</b>



Coeficientes	N							
	L							
Coeficiente	S							

Los datos en color negro corresponden al total de vehículos y los datos en color azul corresponden a vehículos pesados (en %)



**Castilla-La Mancha**

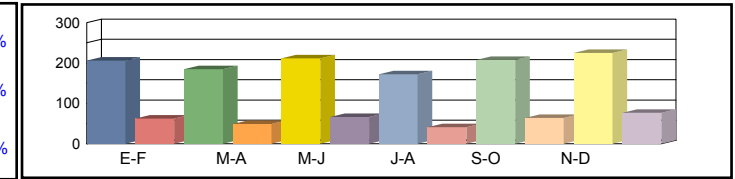
Consejería de Fomento

**Estación:** CR-94B  
**Carretera:** CM-4172 p.k. 1,00 **Provincia:** CIUDAD REAL  
**Ubicación:** Cañada - Villar del Pozo  
**Año:** 2024  
**Tipo:** COBERTURA

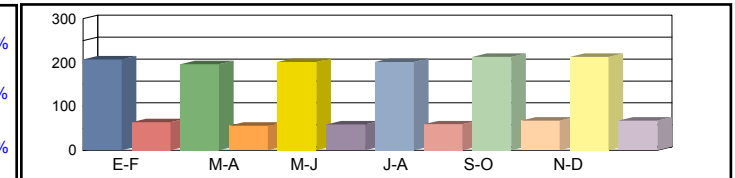
**Dirección General de Carreteras**

Ene-Feb	Mar-Abr	May-Jun	Jul-Ago	Sep-Oct	Nov-Dic	IMD
---------	---------	---------	---------	---------	---------	-----

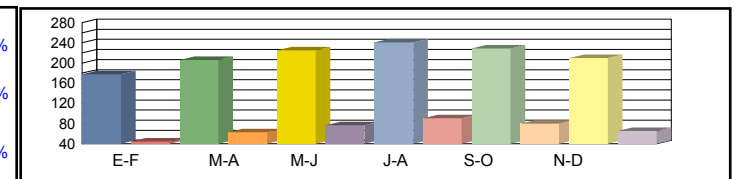
Media Domingos	00h-24h	206 <b>23,37%</b>	185 <b>20,98%</b>	212 <b>24,00%</b>	172 <b>19,47%</b>	208 <b>23,63%</b>	225 <b>25,49%</b>	201 <b>22,82%</b>
	06h-22h	146 <b>21,34%</b>	130 <b>19,11%</b>	144 <b>21,13%</b>	116 <b>16,99%</b>	146 <b>21,42%</b>	161 <b>23,63%</b>	140 <b>20,60%</b>
	08h-14h	43 <b>26,03%</b>	37 <b>22,56%</b>	43 <b>26,24%</b>	34 <b>20,38%</b>	46 <b>27,80%</b>	50 <b>30,48%</b>	42 <b>25,58%</b>



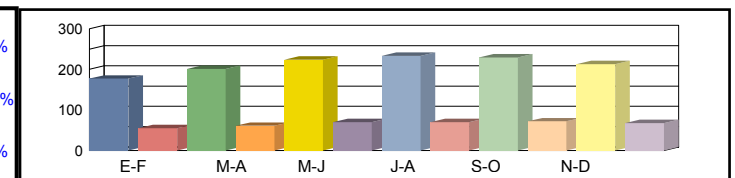
Media Sábados	00h-24h	207 <b>23,52%</b>	196 <b>22,27%</b>	201 <b>22,73%</b>	201 <b>22,76%</b>	213 <b>24,11%</b>	213 <b>24,13%</b>	205 <b>23,25%</b>
	06h-22h	148 <b>21,73%</b>	137 <b>20,05%</b>	140 <b>20,59%</b>	133 <b>19,49%</b>	144 <b>21,12%</b>	154 <b>22,64%</b>	143 <b>20,94%</b>
	08h-14h	53 <b>32,41%</b>	50 <b>30,45%</b>	51 <b>30,71%</b>	44 <b>27,03%</b>	44 <b>26,66%</b>	53 <b>32,39%</b>	49 <b>29,94%</b>



Media Laborales	00h-24h	178 <b>20,14%</b>	206 <b>23,39%</b>	225 <b>25,47%</b>	241 <b>27,34%</b>	229 <b>25,93%</b>	210 <b>23,81%</b>	215 <b>24,35%</b>
	06h-22h	135 <b>19,84%</b>	167 <b>24,46%</b>	176 <b>25,83%</b>	149 <b>21,88%</b>	144 <b>21,18%</b>	150 <b>22,00%</b>	154 <b>22,53%</b>
	08h-14h	41 <b>24,69%</b>	56 <b>33,99%</b>	57 <b>34,69%</b>	47 <b>28,82%</b>	50 <b>30,13%</b>	48 <b>29,17%</b>	50 <b>30,25%</b>



Media Diaria	00h-24h	177 <b>23,71%</b>	201 <b>23,19%</b>	224 <b>23,68%</b>	233 <b>23,04%</b>	229 <b>23,83%</b>	213 <b>24,10%</b>	<b>213</b> <b>23,59%</b>
	06h-22h	134 <b>21,87%</b>	162 <b>21,31%</b>	173 <b>21,67%</b>	142 <b>20,93%</b>	143 <b>21,79%</b>	152 <b>22,33%</b>	<b>151</b> <b>21,65%</b>
	08h-14h	41 <b>29,18%</b>	55 <b>28,41%</b>	57 <b>28,97%</b>	44 <b>27,61%</b>	49 <b>28,61%</b>	49 <b>29,81%</b>	<b>49</b> <b>28,77%</b>



Coeficientes	N							
	L							
Coeficiente	S							

Los datos en color negro corresponden al total de vehículos y los datos en color azul corresponden a vehículos pesados (en %)



Castilla-La Mancha

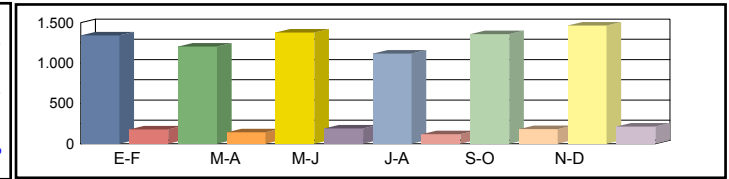
Consejería de Fomento

**Estación:** cr-94c  
**Carretera:** CM-4164 p.k. 1,00 **Provincia:** CIUDAD REAL  
**Ubicación:** Alcolea de Cva. - Int. N-430  
**Año:** 2024  
**Tipo:** COBERTURA

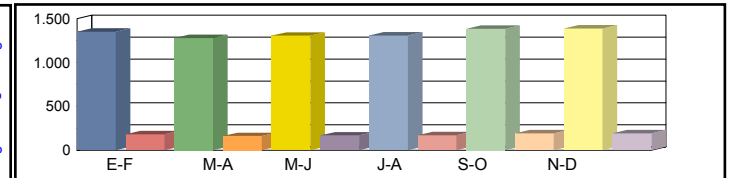
Dirección General de Carreteras

Ene-Feb	Mar-Abr	May-Jun	Jul-Ago	Sep-Oct	Nov-Dic	IMD
---------	---------	---------	---------	---------	---------	-----

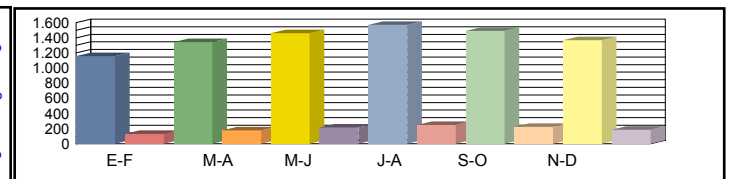
Media Domingos	00h-24h	1.343 11,77%	1.206 10,57%	1.379 12,08%	1.119 9,80%	1.357 11,90%	1.464 12,83%	1.311 11,49%
	06h-22h	1.234 10,68%	1.105 9,56%	1.222 10,57%	982 8,50%	1.238 10,72%	1.366 11,82%	1.191 10,31%
	08h-14h	439 11,07%	381 9,59%	443 11,15%	344 8,66%	469 11,82%	514 12,96%	432 10,87%



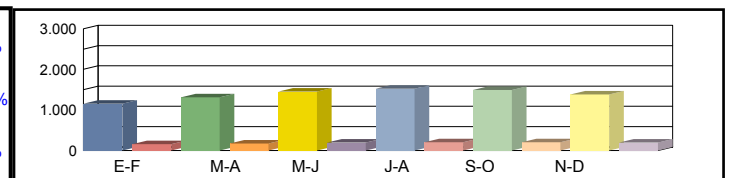
Media Sábados	00h-24h	1.351 11,84%	1.279 11,21%	1.306 11,45%	1.308 11,46%	1.385 12,14%	1.387 12,15%	1.336 11,71%
	06h-22h	1.257 10,87%	1.159 10,03%	1.190 10,30%	1.127 9,75%	1.221 10,57%	1.309 11,33%	1.210 10,47%
	08h-14h	547 13,78%	514 12,94%	518 13,06%	456 11,49%	450 11,33%	546 13,77%	505 12,73%



Media Laborales	00h-24h	1.157 10,14%	1.344 11,78%	1.463 12,82%	1.571 13,77%	1.490 13,06%	1.368 11,99%	1.399 12,26%
	06h-22h	1.147 9,92%	1.414 12,24%	1.493 12,92%	1.265 10,95%	1.225 10,60%	1.272 11,01%	1.303 11,27%
	08h-14h	417 10,50%	573 14,45%	585 14,75%	486 12,25%	508 12,81%	492 12,40%	510 12,86%



Media Diaria	00h-24h	1.152 11,94%	1.309 11,67%	1.455 11,92%	1.520 11,60%	1.491 12,00%	1.384 12,13%	<b>1.385 11,88%</b>
	06h-22h	1.140 10,94%	1.370 10,66%	1.471 10,84%	1.203 10,47%	1.213 10,90%	1.291 11,17%	<b>1.281 10,83%</b>
	08h-14h	417 12,41%	558 12,07%	581 12,31%	460 11,73%	498 12,16%	503 12,67%	<b>503 12,23%</b>



Coeficientes	N							
	L							
Coeficiente	S							

Los datos en color negro corresponden al total de vehículos y los datos en color azul corresponden a vehículos pesados (en %)



**Castilla-La Mancha**

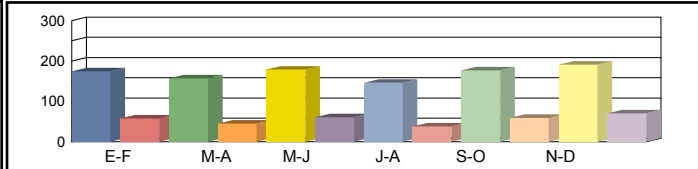
Consejería de Fomento

**Estación:** cr-94d  
**Carretera:** CM-9421 p.k. 1,00 **Provincia:** CIUDAD REAL  
**Ubicación:** Acceso aeropuerto - Ctra. Villar  
**Año:** 2024  
**Tipo:** COBERTURA

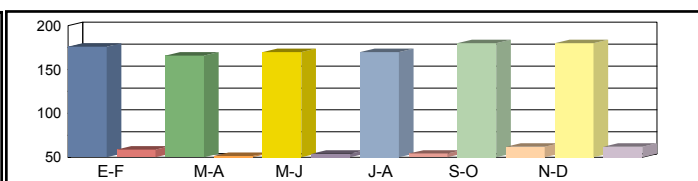
**Dirección General de Carreteras**

Ene-Feb	Mar-Abr	May-Jun	Jul-Ago	Sep-Oct	Nov-Dic	IMD
---------	---------	---------	---------	---------	---------	-----

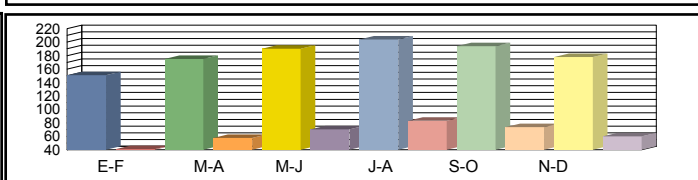
Media Domingos	00h-24h	175 <b>24,82%</b>	157 <b>22,28%</b>	179 <b>25,48%</b>	146 <b>20,67%</b>	177 <b>25,09%</b>	191 <b>27,06%</b>	171 <b>24,23%</b>
	06h-22h	124 <b>24,25%</b>	111 <b>21,72%</b>	123 <b>24,01%</b>	99 <b>19,31%</b>	125 <b>24,34%</b>	138 <b>26,86%</b>	120 <b>23,41%</b>
	08h-14h	46 <b>31,50%</b>	39 <b>27,30%</b>	46 <b>31,75%</b>	36 <b>24,66%</b>	49 <b>33,64%</b>	53 <b>36,88%</b>	45 <b>30,96%</b>



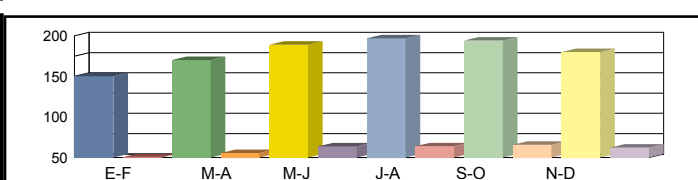
Media Sábados	00h-24h	176 <b>24,98%</b>	166 <b>23,64%</b>	170 <b>24,14%</b>	170 <b>24,17%</b>	180 <b>25,60%</b>	180 <b>25,62%</b>	174 <b>24,69%</b>
	06h-22h	126 <b>24,70%</b>	117 <b>22,78%</b>	120 <b>23,40%</b>	113 <b>22,15%</b>	123 <b>24,00%</b>	132 <b>25,73%</b>	122 <b>23,79%</b>
	08h-14h	57 <b>39,22%</b>	53 <b>36,85%</b>	54 <b>37,17%</b>	47 <b>32,71%</b>	47 <b>32,26%</b>	57 <b>39,19%</b>	52 <b>36,23%</b>



Media Laborales	00h-24h	151 <b>21,38%</b>	175 <b>24,84%</b>	190 <b>27,04%</b>	204 <b>29,03%</b>	194 <b>27,54%</b>	178 <b>25,28%</b>	182 <b>25,85%</b>
	06h-22h	115 <b>22,54%</b>	142 <b>27,79%</b>	150 <b>29,35%</b>	127 <b>24,86%</b>	123 <b>24,07%</b>	128 <b>25,00%</b>	131 <b>25,60%</b>
	08h-14h	43 <b>29,88%</b>	59 <b>41,13%</b>	61 <b>41,98%</b>	50 <b>34,87%</b>	53 <b>36,45%</b>	51 <b>35,29%</b>	53 <b>36,60%</b>



Media Diaria	00h-24h	150 <b>25,17%</b>	170 <b>24,62%</b>	189 <b>25,15%</b>	197 <b>24,46%</b>	194 <b>25,30%</b>	180 <b>25,58%</b>	<b>180</b> <b>25,05%</b>
	06h-22h	114 <b>24,85%</b>	138 <b>24,22%</b>	148 <b>24,63%</b>	121 <b>23,78%</b>	122 <b>24,76%</b>	130 <b>25,37%</b>	<b>129</b> <b>24,60%</b>
	08h-14h	43 <b>35,31%</b>	57 <b>34,37%</b>	61 <b>35,05%</b>	47 <b>33,40%</b>	52 <b>34,63%</b>	52 <b>36,08%</b>	<b>52</b> <b>34,81%</b>



Coeficientes	N						
	L						
Coeficiente	S						

Los datos en color negro corresponden al total de vehículos y los datos en color azul corresponden a vehículos pesados (en %)





Castilla-La Mancha

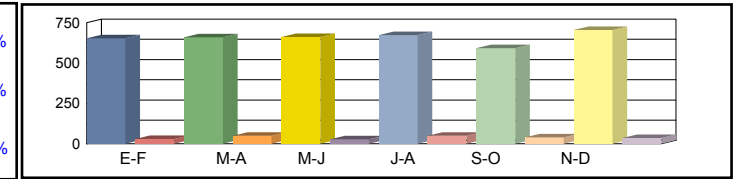
Consejería de Fomento

**Estación:** CR-98  
**Carretera:** CM-4017 p.k. 52,70 **Provincia:** CIUDAD REAL  
**Ubicación:** Int. CM-403 - Retuerta de Bullaque  
**Año:** 2024  
**Tipo:** PRIMARIA

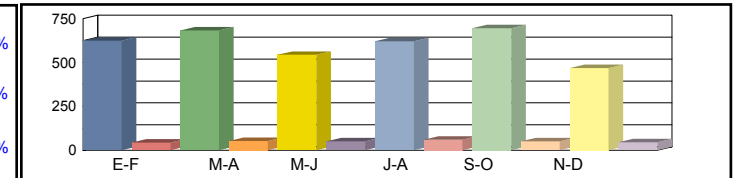
Dirección General de Carreteras

Ene-Feb	Mar-Abr	May-Jun	Jul-Ago	Sep-Oct	Nov-Dic	IMD
---------	---------	---------	---------	---------	---------	-----

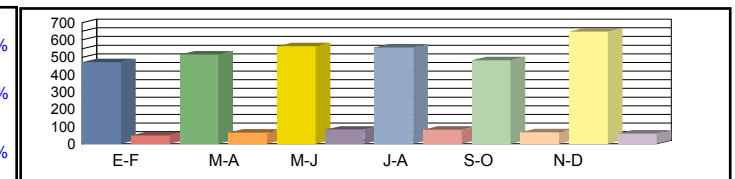
Media Domingos	00h-24h	654 <b>4,43%</b>	659 <b>7,13%</b>	662 <b>4,08%</b>	673 <b>6,98%</b>	593 <b>6,24%</b>	705 <b>4,96%</b>	658 <b>5,64%</b>
	06h-22h	564 <b>3,55%</b>	610 <b>6,07%</b>	604 <b>4,14%</b>	597 <b>5,36%</b>	524 <b>5,34%</b>	642 <b>2,96%</b>	590 <b>4,57%</b>
	08h-14h	93 <b>4,30%</b>	255 <b>5,49%</b>	206 <b>5,34%</b>	225 <b>6,67%</b>	94 <b>6,38%</b>	173 <b>2,89%</b>	174 <b>5,18%</b>



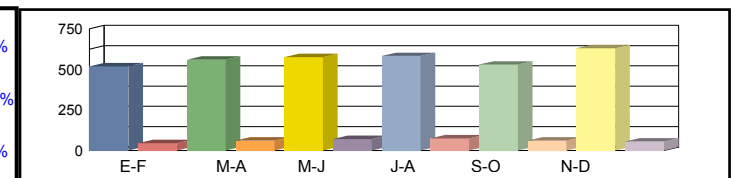
Media Sábados	00h-24h	624 <b>6,57%</b>	683 <b>7,17%</b>	544 <b>8,64%</b>	621 <b>8,86%</b>	695 <b>6,91%</b>	468 <b>8,97%</b>	606 <b>7,85%</b>
	06h-22h	554 <b>4,87%</b>	621 <b>5,64%</b>	515 <b>8,16%</b>	571 <b>7,53%</b>	618 <b>4,69%</b>	434 <b>5,76%</b>	552 <b>6,11%</b>
	08h-14h	253 <b>3,16%</b>	262 <b>4,96%</b>	218 <b>7,34%</b>	252 <b>5,95%</b>	294 <b>3,74%</b>	215 <b>4,65%</b>	249 <b>4,97%</b>



Media Laborales	00h-24h	472 <b>9,32%</b>	516 <b>11,24%</b>	564 <b>12,77%</b>	556 <b>12,77%</b>	483 <b>12,22%</b>	648 <b>8,49%</b>	540 <b>11,13%</b>
	06h-22h	385 <b>7,79%</b>	472 <b>9,53%</b>	530 <b>11,51%</b>	504 <b>11,11%</b>	395 <b>10,13%</b>	599 <b>6,68%</b>	481 <b>9,46%</b>
	08h-14h	174 <b>7,47%</b>	228 <b>10,96%</b>	222 <b>13,51%</b>	200 <b>11,00%</b>	177 <b>11,30%</b>	242 <b>8,26%</b>	207 <b>10,42%</b>



Media Diaria	00h-24h	519 <b>7,90%</b>	560 <b>9,82%</b>	575 <b>10,78%</b>	582 <b>11,17%</b>	529 <b>10,21%</b>	630 <b>7,94%</b>	<b>566</b> <b>9,64%</b>
	06h-22h	435 <b>6,44%</b>	513 <b>8,38%</b>	538 <b>9,85%</b>	526 <b>9,51%</b>	445 <b>8,31%</b>	582 <b>6,01%</b>	<b>506</b> <b>8,08%</b>
	08h-14h	174 <b>6,32%</b>	236 <b>8,90%</b>	220 <b>11,82%</b>	211 <b>9,48%</b>	182 <b>9,34%</b>	228 <b>7,02%</b>	<b>208</b> <b>8,81%</b>



Coeficientes	N	1,22597	1,09322	1,06415	1,10317	1,22278	1,08180	
	L	1,14407	1,04651	0,95745	0,97122	1,11801	0,83333	
Coeficiente	S							1,04868

Los datos en color negro corresponden al total de vehículos y los datos en color azul corresponden a vehículos pesados (en %)



**Castilla-La Mancha**

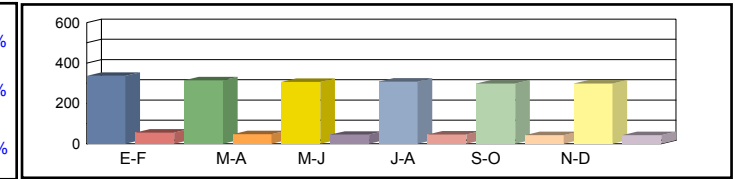
Consejería de Fomento

**Estación:** CR-99  
**Carretera:** CM-4017 p.k. 72,00 **Provincia:** CIUDAD REAL  
**Ubicación:** Retuerta de Bullaque - Horcajo de los Montes  
**Año:** 2024  
**Tipo:** COBERTURA

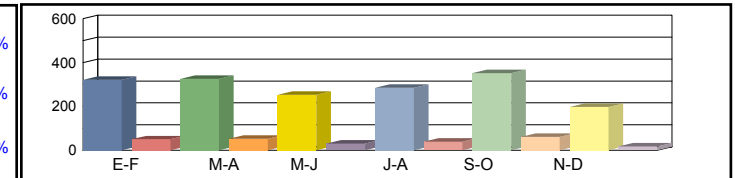
**Dirección General de Carreteras**

	Ene-Feb	Mar-Abr	May-Jun	Jul-Ago	Sep-Oct	Nov-Dic	IMD
--	---------	---------	---------	---------	---------	---------	-----

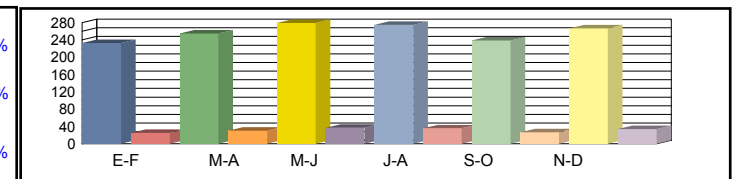
Media Domingos	00h-24h	336 14,16%	314 13,22%	307 12,94%	309 12,99%	299 12,60%	299 12,57%	311 13,08%
	06h-22h	276 14,00%	253 12,84%	239 12,12%	242 12,26%	251 12,72%	235 11,91%	249 12,64%
	08h-14h	72 3,17%	146 6,40%	126 5,55%	144 6,32%	70 3,06%	102 4,50%	110 4,83%



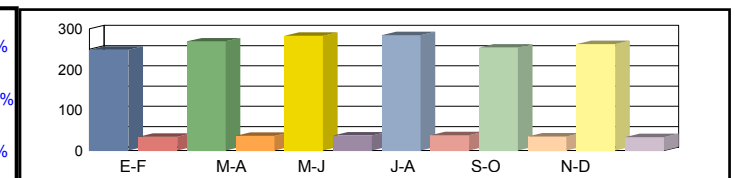
Media Sábados	00h-24h	321 13,51%	326 13,70%	253 10,63%	285 11,99%	351 14,76%	198 8,35%	289 12,16%
	06h-22h	271 13,75%	258 13,07%	204 10,34%	231 11,72%	296 15,00%	159 8,05%	236 11,99%
	08h-14h	196 8,62%	150 6,58%	134 5,87%	161 7,08%	218 9,57%	127 5,59%	164 7,22%



Media Laborales	00h-24h	233 9,82%	255 10,74%	279 11,74%	275 11,57%	239 10,05%	267 11,24%	258 10,86%
	06h-22h	170 8,64%	209 10,60%	235 11,90%	223 11,31%	175 8,87%	213 10,80%	204 10,35%
	08h-14h	113 4,98%	149 6,53%	145 6,36%	130 5,73%	115 5,07%	135 5,93%	131 5,76%



Media Diaria	00h-24h	248 11,98%	269 11,87%	283 11,39%	284 11,59%	254 11,93%	262 11,01%	267 11,63%
	06h-22h	184 11,68%	221 11,41%	238 10,92%	230 11,14%	189 11,67%	208 10,56%	212 11,23%
	08h-14h	113 5,92%	153 6,09%	143 5,86%	135 6,15%	117 6,04%	129 5,67%	132 5,95%



Coeficientes	N						
	L						
Coeficiente	S						

Los datos en color negro corresponden al total de vehículos y los datos en color azul corresponden a vehículos pesados (en %)