



Castilla-La Mancha

Consejería de Fomento

**Estación:** AB-100  
**Carretera:** CM-3114 p.k. 7,50 **Provincia:** ALBACETE  
**Ubicación:** La Roda - Villalgordo del Júcar  
**Año:** 2024  
**Tipo:** COBERTURA

Dirección General de Carreteras

|  | Ene-Feb | Mar-Abr | May-Jun | Jul-Ago | Sep-Oct | Nov-Dic | IMD |
|--|---------|---------|---------|---------|---------|---------|-----|
|--|---------|---------|---------|---------|---------|---------|-----|

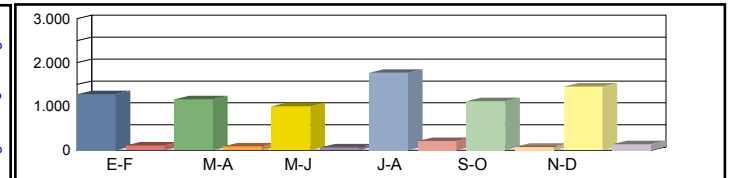
Media 00h-24h  
 Domingos 06h-22h  
 08h-14h

|       |       |       |       |       |       |       |        |       |       |       |       |       |       |
|-------|-------|-------|-------|-------|-------|-------|--------|-------|-------|-------|-------|-------|-------|
| 1.377 | 8,30% | 1.479 | 8,91% | 1.569 | 9,45% | 1.689 | 10,18% | 1.085 | 6,54% | 1.036 | 6,24% | 1.372 | 8,27% |
| 1.216 | 7,02% | 1.367 | 7,89% | 1.477 | 8,52% | 1.264 | 7,30%  | 1.020 | 5,89% | 927   | 5,35% | 1.212 | 6,99% |
| 390   | 4,43% | 515   | 5,85% | 611   | 6,94% | 429   | 4,88%  | 276   | 3,14% | 284   | 3,23% | 418   | 4,74% |



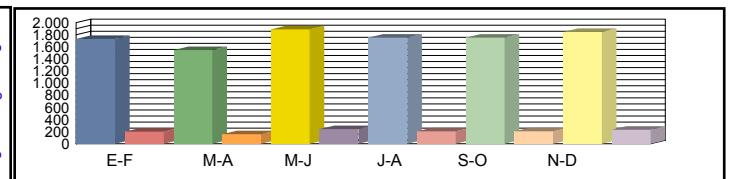
Media 00h-24h  
 Sábados 06h-22h  
 08h-14h

|       |       |       |       |       |       |       |        |       |       |       |       |       |       |
|-------|-------|-------|-------|-------|-------|-------|--------|-------|-------|-------|-------|-------|-------|
| 1.276 | 7,69% | 1.163 | 7,01% | 1.005 | 6,05% | 1.763 | 10,62% | 1.117 | 6,73% | 1.453 | 8,75% | 1.296 | 7,81% |
| 1.158 | 6,69% | 1.026 | 5,92% | 909   | 5,25% | 1.607 | 9,28%  | 1.047 | 6,05% | 1.352 | 7,80% | 1.183 | 6,83% |
| 541   | 6,15% | 345   | 3,92% | 306   | 3,48% | 414   | 4,71%  | 391   | 4,44% | 400   | 4,54% | 400   | 4,54% |



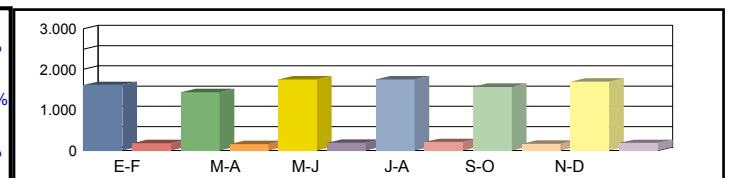
Media 00h-24h  
 Laborales 06h-22h  
 08h-14h

|       |        |       |       |       |        |       |        |       |        |       |        |       |        |
|-------|--------|-------|-------|-------|--------|-------|--------|-------|--------|-------|--------|-------|--------|
| 1.733 | 10,44% | 1.546 | 9,32% | 1.890 | 11,39% | 1.754 | 10,57% | 1.752 | 10,56% | 1.847 | 11,13% | 1.754 | 10,57% |
| 1.628 | 9,40%  | 1.470 | 8,49% | 1.842 | 10,63% | 1.600 | 9,23%  | 1.670 | 9,64%  | 1.802 | 10,40% | 1.669 | 9,63%  |
| 573   | 6,51%  | 537   | 6,10% | 694   | 7,89%  | 572   | 6,50%  | 608   | 6,91%  | 650   | 7,39%  | 606   | 6,88%  |



Media 00h-24h  
 Diaria 06h-22h  
 08h-14h

|       |       |       |       |       |       |       |        |       |       |       |       |              |              |
|-------|-------|-------|-------|-------|-------|-------|--------|-------|-------|-------|-------|--------------|--------------|
| 1.613 | 9,83% | 1.437 | 9,82% | 1.747 | 9,76% | 1.747 | 10,51% | 1.566 | 9,44% | 1.694 | 9,69% | <b>1.634</b> | <b>9,84%</b> |
| 1.494 | 8,84% | 1.351 | 8,86% | 1.692 | 8,85% | 1.536 | 9,25%  | 1.488 | 8,59% | 1.638 | 8,77% | <b>1.533</b> | <b>8,86%</b> |
| 535   | 6,45% | 492   | 6,33% | 645   | 6,42% | 522   | 6,30%  | 530   | 6,02% | 569   | 6,04% | <b>549</b>   | <b>6,26%</b> |



Coeficientes N  
 L  
 Coeficiente S

|  |  |  |  |  |  |  |  |  |  |  |  |  |  |
|--|--|--|--|--|--|--|--|--|--|--|--|--|--|
|  |  |  |  |  |  |  |  |  |  |  |  |  |  |
|  |  |  |  |  |  |  |  |  |  |  |  |  |  |

Los datos en color negro corresponden al total de vehículos y los datos en color azul corresponden a vehículos pesados (en %)



**Castilla-La Mancha**

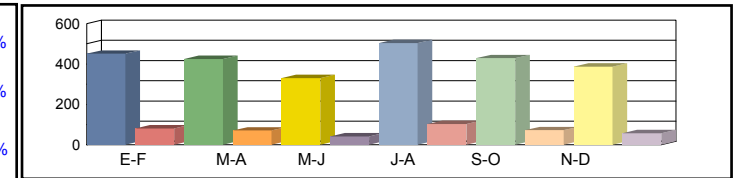
Consejería de Fomento

**Estación:** AB-104a  
**Carretera:** CM-313 p.k. 57,50 **Provincia:** ALBACETE  
**Ubicación:** Int. N-430 ( Munera ) - Lezuza  
**Año:** 2024  
**Tipo:** COBERTURA

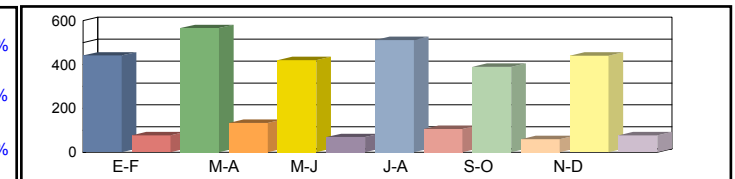
**Dirección General de Carreteras**

| Ene-Feb | Mar-Abr | May-Jun | Jul-Ago | Sep-Oct | Nov-Dic | IMD |
|---------|---------|---------|---------|---------|---------|-----|
|---------|---------|---------|---------|---------|---------|-----|

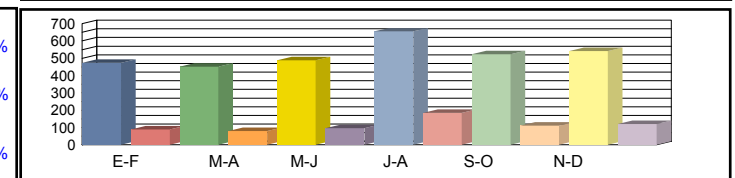
|                |         |                   |                   |                   |                   |                   |                   |                   |
|----------------|---------|-------------------|-------------------|-------------------|-------------------|-------------------|-------------------|-------------------|
| Media Domingos | 00h-24h | 451 <b>15,17%</b> | 425 <b>14,29%</b> | 330 <b>11,09%</b> | 504 <b>16,94%</b> | 429 <b>14,45%</b> | 387 <b>13,01%</b> | 421 <b>14,16%</b> |
|                | 06h-22h | 361 <b>10,54%</b> | 330 <b>9,64%</b>  | 256 <b>7,46%</b>  | 395 <b>11,54%</b> | 325 <b>9,48%</b>  | 294 <b>8,57%</b>  | 327 <b>9,54%</b>  |
|                | 08h-14h | 97 <b>8,52%</b>   | 112 <b>9,88%</b>  | 70 <b>6,19%</b>   | 143 <b>12,62%</b> | 98 <b>8,63%</b>   | 93 <b>8,17%</b>   | 102 <b>9,00%</b>  |



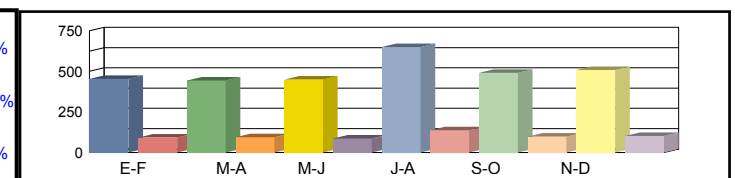
|               |         |                   |                   |                   |                   |                   |                   |                   |
|---------------|---------|-------------------|-------------------|-------------------|-------------------|-------------------|-------------------|-------------------|
| Media Sábados | 00h-24h | 441 <b>14,82%</b> | 566 <b>19,05%</b> | 420 <b>14,11%</b> | 512 <b>17,23%</b> | 390 <b>13,12%</b> | 440 <b>14,79%</b> | 462 <b>15,52%</b> |
|               | 06h-22h | 349 <b>10,18%</b> | 442 <b>12,91%</b> | 325 <b>9,50%</b>  | 385 <b>11,24%</b> | 311 <b>9,07%</b>  | 347 <b>10,13%</b> | 360 <b>10,50%</b> |
|               | 08h-14h | 128 <b>11,29%</b> | 178 <b>15,70%</b> | 106 <b>9,37%</b>  | 136 <b>11,97%</b> | 127 <b>11,22%</b> | 137 <b>12,03%</b> | 135 <b>11,93%</b> |



|                 |         |                   |                   |                   |                   |                   |                   |                   |
|-----------------|---------|-------------------|-------------------|-------------------|-------------------|-------------------|-------------------|-------------------|
| Media Laborales | 00h-24h | 473 <b>15,91%</b> | 451 <b>15,15%</b> | 489 <b>16,44%</b> | 655 <b>22,02%</b> | 523 <b>17,59%</b> | 541 <b>18,20%</b> | 522 <b>17,55%</b> |
|                 | 06h-22h | 370 <b>10,81%</b> | 355 <b>10,35%</b> | 396 <b>11,56%</b> | 512 <b>14,93%</b> | 418 <b>12,20%</b> | 435 <b>12,69%</b> | 414 <b>12,09%</b> |
|                 | 08h-14h | 131 <b>11,56%</b> | 123 <b>10,81%</b> | 142 <b>12,48%</b> | 166 <b>14,61%</b> | 143 <b>12,59%</b> | 139 <b>12,20%</b> | 141 <b>12,37%</b> |



|              |         |                   |                   |                   |                   |                   |                   |                   |
|--------------|---------|-------------------|-------------------|-------------------|-------------------|-------------------|-------------------|-------------------|
| Media Diaria | 00h-24h | 453 <b>16,85%</b> | 444 <b>17,33%</b> | 449 <b>16,17%</b> | 650 <b>17,45%</b> | 491 <b>16,50%</b> | 509 <b>16,54%</b> | <b>499 16,80%</b> |
|              | 06h-22h | 354 <b>11,68%</b> | 347 <b>11,94%</b> | 361 <b>11,14%</b> | 502 <b>11,97%</b> | 389 <b>11,36%</b> | 406 <b>11,39%</b> | <b>393 11,58%</b> |
|              | 08h-14h | 123 <b>11,82%</b> | 124 <b>12,65%</b> | 127 <b>11,21%</b> | 165 <b>12,50%</b> | 134 <b>11,83%</b> | 131 <b>11,88%</b> | <b>134 11,98%</b> |



|              |   |  |  |  |  |  |  |  |
|--------------|---|--|--|--|--|--|--|--|
| Coeficientes | N |  |  |  |  |  |  |  |
|              | L |  |  |  |  |  |  |  |
| Coeficiente  | S |  |  |  |  |  |  |  |

Los datos en color negro corresponden al total de vehículos y los datos en color azul corresponden a vehículos pesados (en %)



Castilla-La Mancha

Consejería de Fomento

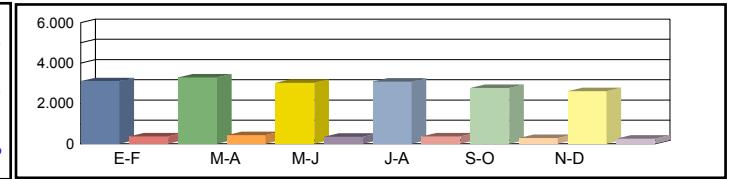
**Estación:** AB-105  
**Carretera:** CM-3203 p.k. 11,50 **Provincia:** ALBACETE  
**Ubicación:** Urbanización Aguasol - El Salobral  
**Año:** 2024  
**Tipo:** COBERTURA

Dirección General de Carreteras

|  | Ene-Feb | Mar-Abr | May-Jun | Jul-Ago | Sep-Oct | Nov-Dic | IMD |
|--|---------|---------|---------|---------|---------|---------|-----|
|--|---------|---------|---------|---------|---------|---------|-----|

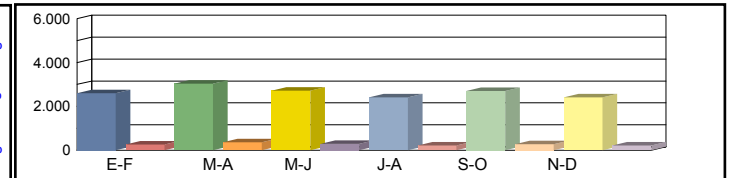
Media 00h-24h  
 Domingos 06h-22h  
 08h-14h

|       |        |       |        |       |        |       |        |       |       |       |       |       |        |
|-------|--------|-------|--------|-------|--------|-------|--------|-------|-------|-------|-------|-------|--------|
| 3.106 | 10,82% | 3.290 | 11,46% | 3.016 | 10,51% | 3.086 | 10,75% | 2.762 | 9,62% | 2.611 | 9,10% | 2.978 | 10,38% |
| 2.904 | 9,21%  | 3.201 | 10,15% | 2.921 | 9,26%  | 2.729 | 8,66%  | 2.608 | 8,27% | 2.477 | 7,85% | 2.807 | 8,90%  |
| 1.346 | 10,71% | 915   | 7,28%  | 1.241 | 9,88%  | 995   | 7,92%  | 1.065 | 8,48% | 1.209 | 9,63% | 1.128 | 8,98%  |



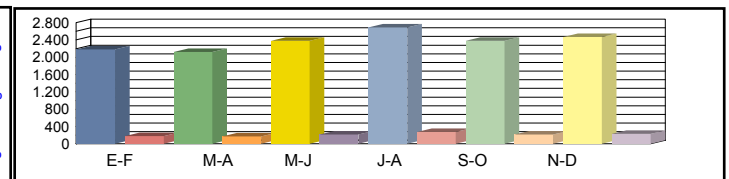
Media 00h-24h  
 Sábados 06h-22h  
 08h-14h

|       |       |       |        |       |        |       |       |       |       |       |       |       |       |
|-------|-------|-------|--------|-------|--------|-------|-------|-------|-------|-------|-------|-------|-------|
| 2.599 | 9,05% | 3.041 | 10,59% | 2.723 | 9,49%  | 2.408 | 8,39% | 2.709 | 9,44% | 2.408 | 8,39% | 2.648 | 9,22% |
| 2.440 | 7,74% | 2.918 | 9,26%  | 2.581 | 8,19%  | 2.337 | 7,41% | 2.575 | 8,17% | 2.327 | 7,38% | 2.530 | 8,02% |
| 1.244 | 9,91% | 1.405 | 11,19% | 1.348 | 10,74% | 1.187 | 9,45% | 1.085 | 8,64% | 1.087 | 8,65% | 1.226 | 9,76% |



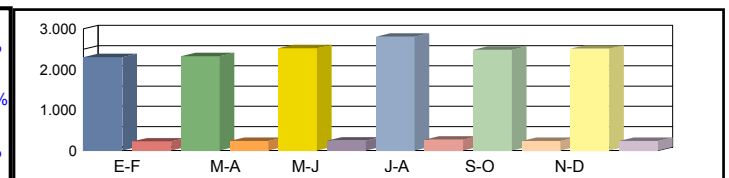
Media 00h-24h  
 Laborales 06h-22h  
 08h-14h

|       |       |       |       |       |       |       |       |       |       |       |       |       |       |
|-------|-------|-------|-------|-------|-------|-------|-------|-------|-------|-------|-------|-------|-------|
| 2.180 | 7,59% | 2.124 | 7,40% | 2.379 | 8,29% | 2.687 | 9,36% | 2.378 | 8,28% | 2.470 | 8,60% | 2.370 | 8,26% |
| 2.088 | 6,62% | 2.013 | 6,39% | 2.271 | 7,20% | 2.486 | 7,89% | 2.267 | 7,19% | 2.412 | 7,65% | 2.256 | 7,16% |
| 926   | 7,37% | 921   | 7,33% | 1.008 | 8,03% | 977   | 7,78% | 977   | 7,78% | 952   | 7,58% | 960   | 7,64% |



Media 00h-24h  
 Diaria 06h-22h  
 08h-14h

|       |       |       |       |       |       |       |       |       |       |       |       |              |       |
|-------|-------|-------|-------|-------|-------|-------|-------|-------|-------|-------|-------|--------------|-------|
| 2.304 | 8,76% | 2.325 | 9,07% | 2.519 | 8,77% | 2.806 | 8,65% | 2.480 | 8,64% | 2.509 | 8,42% | <b>2.490</b> | 8,72% |
| 2.195 | 7,56% | 2.214 | 7,91% | 2.409 | 7,63% | 2.569 | 7,43% | 2.360 | 7,48% | 2.453 | 7,31% | <b>2.367</b> | 7,55% |
| 1.012 | 8,50% | 970   | 8,19% | 1.102 | 8,50% | 1.010 | 8,04% | 1.005 | 8,00% | 1.000 | 8,17% | <b>1.016</b> | 8,23% |



Coeficientes N  
 L  
 Coeficiente S

|  |  |  |  |  |  |  |  |
|--|--|--|--|--|--|--|--|
|  |  |  |  |  |  |  |  |
|  |  |  |  |  |  |  |  |

Los datos en color negro corresponden al total de vehículos y los datos en color azul corresponden a vehículos pesados (en %)



**Castilla-La Mancha**

Consejería de Fomento

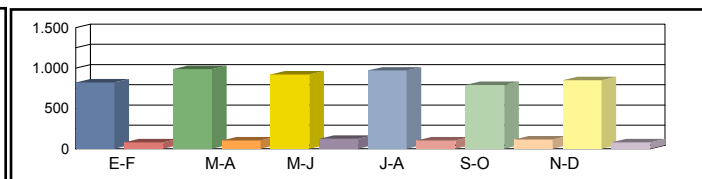
**Estación:** AB-112  
**Carretera:** CM-313 p.k. 107,44 **Provincia:** ALBACETE  
**Ubicación:** Pozuelo - Peñas de San Pedro  
**Año:** 2024  
**Tipo:** PRIMARIA

**Dirección General de Carreteras**

| Ene-Feb | Mar-Abr | May-Jun | Jul-Ago | Sep-Oct | Nov-Dic | IMD |
|---------|---------|---------|---------|---------|---------|-----|
|---------|---------|---------|---------|---------|---------|-----|

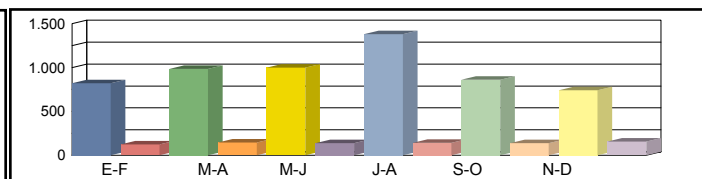
Media 00h-24h  
 Domingos 06h-22h  
 08h-14h

|           |           |            |           |            |           |            |
|-----------|-----------|------------|-----------|------------|-----------|------------|
| 823 8,99% | 987 9,63% | 922 11,82% | 970 9,79% | 790 12,91% | 850 8,59% | 890 10,29% |
| 721 6,80% | 892 7,29% | 850 10,59% | 864 9,61% | 729 11,39% | 788 7,61% | 807 8,88%  |
| 240 4,58% | 375 9,07% | 323 6,81%  | 311 8,04% | 269 16,73% | 309 5,50% | 304 8,45%  |



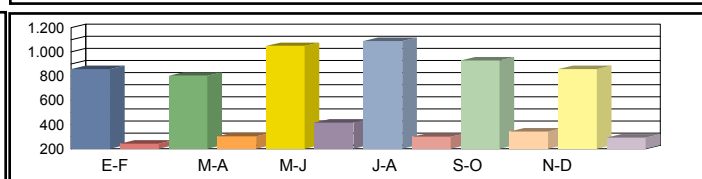
Media 00h-24h  
 Sábados 06h-22h  
 08h-14h

|            |            |              |             |            |            |            |
|------------|------------|--------------|-------------|------------|------------|------------|
| 822 13,14% | 985 12,89% | 1.000 12,10% | 1.379 9,35% | 862 13,69% | 741 17,54% | 965 13,12% |
| 717 11,02% | 883 11,89% | 931 11,28%   | 1.285 9,18% | 823 13,12% | 668 17,37% | 884 12,31% |
| 301 11,63% | 357 16,53% | 514 16,54%   | 439 10,71%  | 386 8,29%  | 260 23,46% | 376 14,52% |



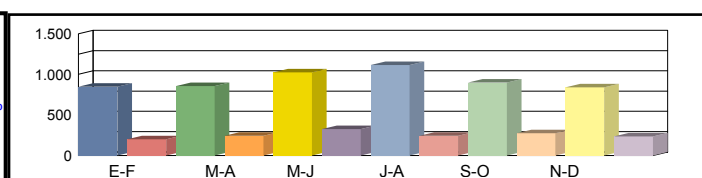
Media 00h-24h  
 Laborales 06h-22h  
 08h-14h

|            |            |              |              |            |            |            |
|------------|------------|--------------|--------------|------------|------------|------------|
| 859 22,12% | 802 27,43% | 1.049 28,41% | 1.090 21,56% | 929 26,91% | 858 25,41% | 931 25,31% |
| 766 22,19% | 734 26,29% | 998 28,46%   | 972 22,63%   | 872 26,72% | 769 25,10% | 852 25,23% |
| 326 21,47% | 297 21,55% | 399 29,07%   | 388 25,00%   | 362 30,11% | 347 28,53% | 353 25,96% |



Media 00h-24h  
 Diaria 06h-22h  
 08h-14h

|            |            |              |              |            |            |                   |
|------------|------------|--------------|--------------|------------|------------|-------------------|
| 849 19,08% | 855 22,11% | 1.024 24,02% | 1.115 17,94% | 900 23,33% | 839 21,93% | <b>930 21,40%</b> |
| 753 18,59% | 778 20,82% | 968 23,86%   | 1.002 18,56% | 844 22,87% | 757 21,53% | <b>850 21,04%</b> |
| 310 18,39% | 317 18,61% | 405 24,20%   | 383 20,63%   | 352 25,28% | 330 24,85% | <b>350 21,99%</b> |



Coeficientes N  
 L  
 Coeficiente S

|         |         |         |         |         |         |         |
|---------|---------|---------|---------|---------|---------|---------|
| 1,12141 | 1,09264 | 1,05110 | 1,12140 | 1,06537 | 1,11573 |         |
| 1,08382 | 1,16085 | 0,88751 | 0,85413 | 1,00215 | 1,08508 |         |
|         |         |         |         |         |         | 0,99893 |

Los datos en color negro corresponden al total de vehículos y los datos en color azul corresponden a vehículos pesados (en %)



Castilla-La Mancha

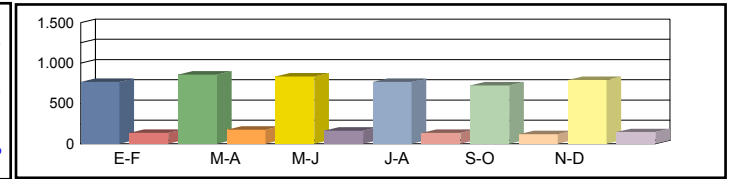
Consejería de Fomento

**Estación:** AB-112a  
**Carretera:** CM-313 p.k. 92,00 **Provincia:** ALBACETE  
**Ubicación:** San Pedro - Pozuelo  
**Año:** 2024  
**Tipo:** COBERTURA

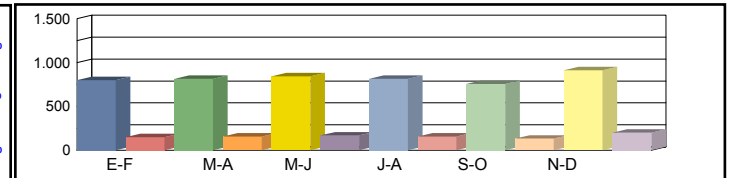
Dirección General de Carreteras

|  | Ene-Feb | Mar-Abr | May-Jun | Jul-Ago | Sep-Oct | Nov-Dic | IMD |
|--|---------|---------|---------|---------|---------|---------|-----|
|--|---------|---------|---------|---------|---------|---------|-----|

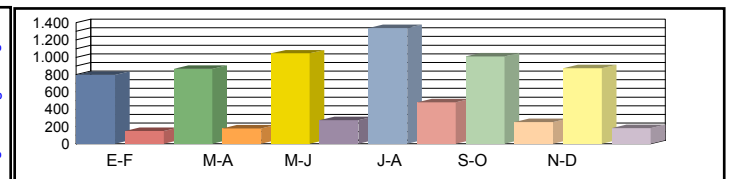
|          |         |            |            |            |            |            |            |            |
|----------|---------|------------|------------|------------|------------|------------|------------|------------|
| Media    | 00h-24h | 768 15,18% | 858 16,95% | 835 16,50% | 766 15,13% | 723 14,28% | 789 15,60% | 790 15,61% |
| Domingos | 06h-22h | 672 13,77% | 783 16,06% | 793 16,26% | 742 15,22% | 686 14,08% | 689 14,13% | 728 14,92% |
|          | 08h-14h | 184 18,47% | 209 21,02% | 219 21,97% | 193 19,42% | 179 17,98% | 186 18,68% | 195 19,59% |



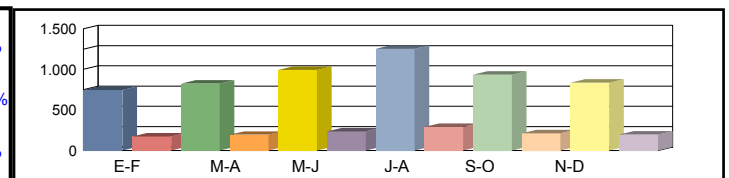
|         |         |            |            |            |            |            |            |            |
|---------|---------|------------|------------|------------|------------|------------|------------|------------|
| Media   | 00h-24h | 798 15,77% | 813 16,07% | 844 16,68% | 813 16,07% | 756 14,93% | 913 18,05% | 823 16,26% |
| Sábados | 06h-22h | 683 14,01% | 700 14,36% | 727 14,91% | 700 14,35% | 659 13,52% | 788 16,16% | 710 14,55% |
|         | 08h-14h | 234 23,54% | 244 24,53% | 252 25,29% | 236 23,73% | 221 22,20% | 259 26,04% | 241 24,22% |



|           |         |            |            |              |              |              |            |            |
|-----------|---------|------------|------------|--------------|--------------|--------------|------------|------------|
| Media     | 00h-24h | 798 15,78% | 867 17,13% | 1.045 20,66% | 1.337 26,42% | 1.011 19,98% | 875 17,30% | 989 19,54% |
| Laborales | 06h-22h | 761 15,60% | 787 16,15% | 885 18,16%   | 1.094 22,43% | 886 18,17%   | 834 17,11% | 874 17,94% |
|           | 08h-14h | 219 21,98% | 226 22,67% | 258 25,92%   | 348 34,99%   | 264 26,52%   | 245 24,64% | 260 26,12% |



|        |         |            |            |            |              |            |            |            |
|--------|---------|------------|------------|------------|--------------|------------|------------|------------|
| Media  | 00h-24h | 747 18,69% | 824 18,99% | 994 19,01% | 1.253 18,73% | 933 18,44% | 835 19,08% | 931 18,82% |
| Diaria | 06h-22h | 710 16,95% | 750 17,33% | 849 17,43% | 1.036 17,20% | 825 16,92% | 794 17,31% | 827 17,19% |
|        | 08h-14h | 206 24,94% | 217 25,45% | 250 25,69% | 329 25,10%   | 246 24,68% | 234 25,33% | 247 25,20% |



|              |   |  |  |  |  |  |  |  |
|--------------|---|--|--|--|--|--|--|--|
| Coeficientes | N |  |  |  |  |  |  |  |
|              | L |  |  |  |  |  |  |  |
| Coeficiente  | S |  |  |  |  |  |  |  |

Los datos en color negro corresponden al total de vehículos y los datos en color azul corresponden a vehículos pesados (en %)



Castilla-La Mancha

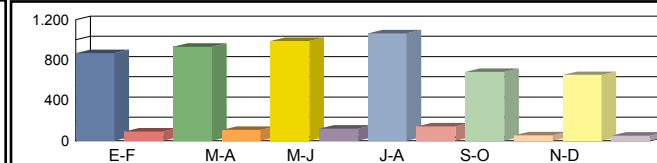
Consejería de Fomento

**Estación:** AB-114  
**Carretera:** CM-3116 p.k. 1,50 **Provincia:** ALBACETE  
**Ubicación:** Tarazona de la Mancha - Límite Provincia con Cuenca - Villagarcía del Llano  
**Año:** 2024  
**Tipo:** COBERTURA

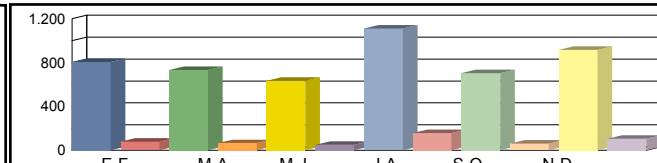
Dirección General de Carreteras

|  | Ene-Feb | Mar-Abr | May-Jun | Jul-Ago | Sep-Oct | Nov-Dic | IMD |
|--|---------|---------|---------|---------|---------|---------|-----|
|--|---------|---------|---------|---------|---------|---------|-----|

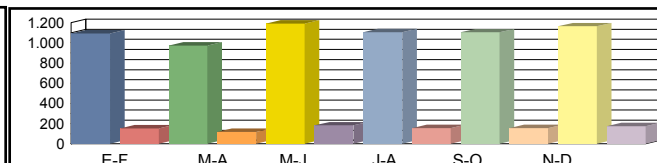
|                |         |                  |                   |                   |                     |                  |                  |                   |
|----------------|---------|------------------|-------------------|-------------------|---------------------|------------------|------------------|-------------------|
| Media Domingos | 00h-24h | 868 <b>9,68%</b> | 932 <b>10,40%</b> | 989 <b>11,03%</b> | 1.064 <b>11,88%</b> | 684 <b>7,63%</b> | 653 <b>7,28%</b> | 865 <b>9,65%</b>  |
|                | 06h-22h | 741 <b>8,23%</b> | 832 <b>9,25%</b>  | 899 <b>10,00%</b> | 770 <b>8,56%</b>    | 621 <b>6,90%</b> | 564 <b>6,28%</b> | 738 <b>8,20%</b>  |
|                | 08h-14h | 279 <b>9,58%</b> | 369 <b>12,66%</b> | 437 <b>15,01%</b> | 307 <b>10,55%</b>   | 198 <b>6,79%</b> | 203 <b>6,98%</b> | 299 <b>10,26%</b> |



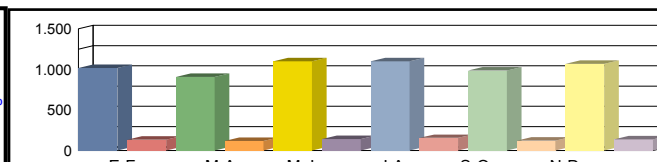
|               |         |                   |                  |                  |                     |                  |                   |                  |
|---------------|---------|-------------------|------------------|------------------|---------------------|------------------|-------------------|------------------|
| Media Sábados | 00h-24h | 804 <b>8,97%</b>  | 733 <b>8,18%</b> | 633 <b>7,06%</b> | 1.111 <b>12,39%</b> | 704 <b>7,85%</b> | 915 <b>10,21%</b> | 817 <b>9,11%</b> |
|               | 06h-22h | 705 <b>7,84%</b>  | 625 <b>6,94%</b> | 553 <b>6,15%</b> | 979 <b>10,88%</b>   | 638 <b>7,09%</b> | 823 <b>9,15%</b>  | 720 <b>8,01%</b> |
|               | 08h-14h | 387 <b>13,30%</b> | 247 <b>8,49%</b> | 219 <b>7,52%</b> | 297 <b>10,19%</b>   | 280 <b>9,60%</b> | 286 <b>9,82%</b>  | 286 <b>9,82%</b> |



|                 |         |                     |                   |                     |                     |                     |                     |                     |
|-----------------|---------|---------------------|-------------------|---------------------|---------------------|---------------------|---------------------|---------------------|
| Media Laborales | 00h-24h | 1.092 <b>12,18%</b> | 974 <b>10,87%</b> | 1.191 <b>13,29%</b> | 1.105 <b>12,33%</b> | 1.104 <b>12,32%</b> | 1.164 <b>12,98%</b> | 1.105 <b>12,33%</b> |
|                 | 06h-22h | 992 <b>11,02%</b>   | 895 <b>9,95%</b>  | 1.121 <b>12,47%</b> | 974 <b>10,83%</b>   | 1.017 <b>11,31%</b> | 1.097 <b>12,20%</b> | 1.016 <b>11,30%</b> |
|                 | 08h-14h | 410 <b>14,08%</b>   | 384 <b>13,19%</b> | 497 <b>17,07%</b>   | 409 <b>14,05%</b>   | 435 <b>14,94%</b>   | 465 <b>15,98%</b>   | 433 <b>14,88%</b>   |



|              |         |                     |                   |                     |                     |                   |                     |                            |
|--------------|---------|---------------------|-------------------|---------------------|---------------------|-------------------|---------------------|----------------------------|
| Media Diaria | 00h-24h | 1.016 <b>11,46%</b> | 906 <b>11,45%</b> | 1.101 <b>11,38%</b> | 1.100 <b>12,27%</b> | 987 <b>11,01%</b> | 1.068 <b>11,30%</b> | <b>1.030</b> <b>11,48%</b> |
|              | 06h-22h | 910 <b>10,37%</b>   | 822 <b>10,39%</b> | 1.029 <b>10,38%</b> | 935 <b>10,85%</b>   | 906 <b>10,08%</b> | 997 <b>10,28%</b>   | <b>933</b> <b>10,39%</b>   |
|              | 08h-14h | 383 <b>13,94%</b>   | 352 <b>13,69%</b> | 462 <b>13,89%</b>   | 373 <b>13,64%</b>   | 379 <b>13,01%</b> | 407 <b>13,07%</b>   | <b>393</b> <b>13,54%</b>   |



|              |   |  |  |  |  |  |  |  |
|--------------|---|--|--|--|--|--|--|--|
| Coeficientes | N |  |  |  |  |  |  |  |
|              | L |  |  |  |  |  |  |  |
| Coeficiente  | S |  |  |  |  |  |  |  |

Los datos en color negro corresponden al total de vehículos y los datos en color azul corresponden a vehículos pesados (en %)



Castilla-La Mancha

Consejería de Fomento

**Estación:** AB-115  
**Carretera:** CM-3121 p.k. 31,79 **Provincia:** ALBACETE  
**Ubicación:** Santa Marta - Barrax  
**Año:** 2024  
**Tipo:** PERMANENTE

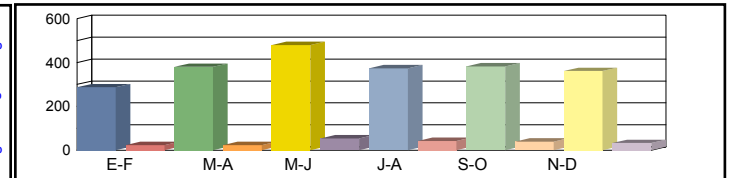
Dirección General de Carreteras

| Ene-Feb | Mar-Abr | May-Jun | Jul-Ago | Sep-Oct | Nov-Dic | IMD |
|---------|---------|---------|---------|---------|---------|-----|
|---------|---------|---------|---------|---------|---------|-----|

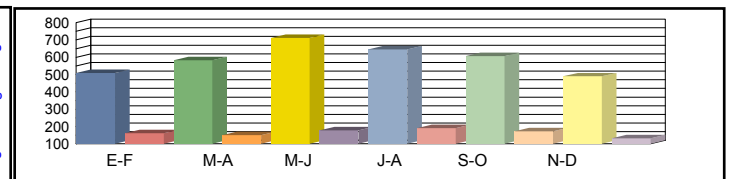
|          |         |     |     |     |     |     |     |     |
|----------|---------|-----|-----|-----|-----|-----|-----|-----|
| Media    | 00h-24h | 242 | 389 | 398 | 354 | 376 | 285 | 341 |
| Domingos | 06h-22h | 225 | 372 | 358 | 325 | 335 | 269 | 314 |
|          | 08h-14h | 78  | 96  | 125 | 115 | 107 | 99  | 103 |



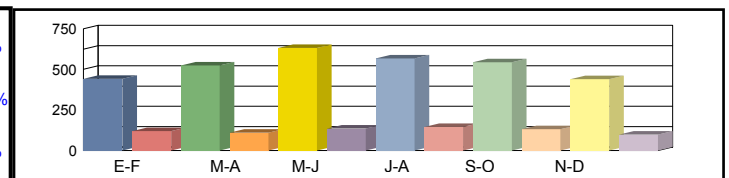
|         |         |     |     |     |     |     |     |     |
|---------|---------|-----|-----|-----|-----|-----|-----|-----|
| Media   | 00h-24h | 287 | 380 | 480 | 373 | 382 | 361 | 377 |
| Sábados | 06h-22h | 270 | 353 | 423 | 321 | 350 | 338 | 342 |
|         | 08h-14h | 118 | 156 | 177 | 156 | 149 | 144 | 150 |



|           |         |     |     |     |     |     |     |     |
|-----------|---------|-----|-----|-----|-----|-----|-----|-----|
| Media     | 00h-24h | 509 | 583 | 712 | 645 | 607 | 490 | 591 |
| Laborales | 06h-22h | 496 | 561 | 652 | 582 | 584 | 472 | 558 |
|           | 08h-14h | 220 | 220 | 259 | 254 | 245 | 209 | 234 |



|        |         |     |     |     |     |     |     |     |
|--------|---------|-----|-----|-----|-----|-----|-----|-----|
| Media  | 00h-24h | 442 | 524 | 632 | 568 | 544 | 440 | 525 |
| Diaria | 06h-22h | 428 | 503 | 574 | 511 | 517 | 423 | 493 |
|        | 08h-14h | 186 | 192 | 227 | 222 | 213 | 183 | 204 |



|              |   |         |         |         |         |         |         |         |
|--------------|---|---------|---------|---------|---------|---------|---------|---------|
| Coeficientes | N | 1,02621 | 1,03922 | 1,09202 | 1,10825 | 1,03938 | 1,03814 |         |
|              | L | 1,16110 | 1,01372 | 0,83006 | 0,91628 | 0,97364 | 1,20612 |         |
| Coeficiente  | S |         |         |         |         |         |         | 0,88784 |

Los datos en color negro corresponden al total de vehículos y los datos en color azul corresponden a vehículos pesados (en %)



Castilla-La Mancha

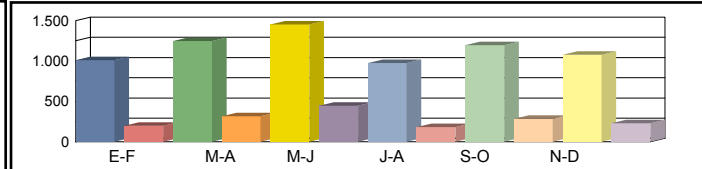
Consejería de Fomento

**Estación:** AB-117  
**Carretera:** CM-316 p.k. 22,00 **Provincia:** ALBACETE  
**Ubicación:** Santa Marta - La Roda  
**Año:** 2024  
**Tipo:** COBERTURA

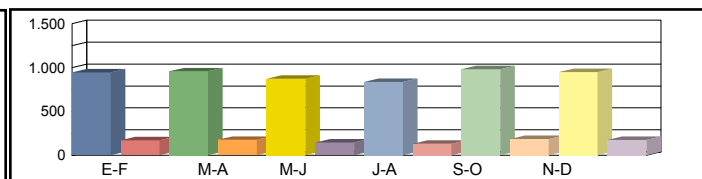
Dirección General de Carreteras

|  | Ene-Feb | Mar-Abr | May-Jun | Jul-Ago | Sep-Oct | Nov-Dic | IMD |
|--|---------|---------|---------|---------|---------|---------|-----|
|--|---------|---------|---------|---------|---------|---------|-----|

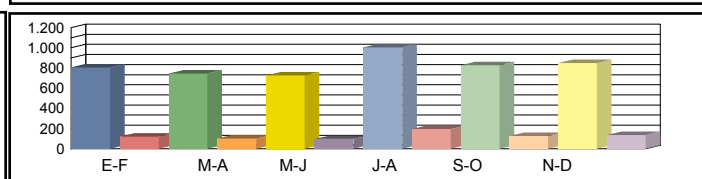
|                |         |              |              |              |            |              |              |              |
|----------------|---------|--------------|--------------|--------------|------------|--------------|--------------|--------------|
| Media Domingos | 00h-24h | 1.012 16,43% | 1.249 20,26% | 1.453 23,58% | 977 15,86% | 1.195 19,39% | 1.079 17,51% | 1.161 18,84% |
|                | 06h-22h | 945 15,33%   | 1.175 19,07% | 1.350 21,90% | 840 13,63% | 1.123 18,22% | 1.005 16,32% | 1.073 17,41% |
|                | 08h-14h | 483 8,89%    | 449 8,26%    | 494 9,09%    | 467 8,60%  | 490 9,01%    | 540 9,94%    | 487 8,97%    |



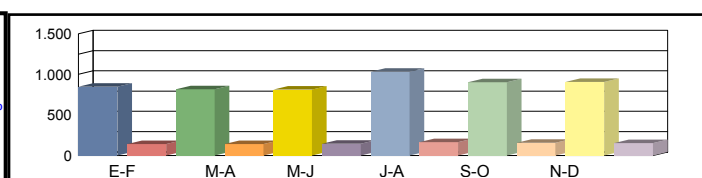
|               |         |            |            |            |            |            |            |            |
|---------------|---------|------------|------------|------------|------------|------------|------------|------------|
| Media Sábados | 00h-24h | 944 15,32% | 957 15,54% | 872 14,15% | 835 13,55% | 981 15,92% | 949 15,39% | 923 14,98% |
|               | 06h-22h | 864 14,02% | 883 14,32% | 797 12,94% | 772 12,53% | 919 14,91% | 882 14,31% | 853 13,84% |
|               | 08h-14h | 617 11,35% | 545 10,04% | 582 10,71% | 518 9,53%  | 390 7,17%  | 442 8,13%  | 516 9,49%  |



|                 |         |            |            |            |              |            |            |            |
|-----------------|---------|------------|------------|------------|--------------|------------|------------|------------|
| Media Laborales | 00h-24h | 805 13,07% | 746 12,11% | 727 11,80% | 1.005 16,30% | 827 13,42% | 850 13,79% | 827 13,42% |
|                 | 06h-22h | 724 11,76% | 685 11,12% | 669 10,86% | 932 15,12%   | 757 12,29% | 775 12,58% | 757 12,29% |
|                 | 08h-14h | 369 6,80%  | 395 7,28%  | 373 6,86%  | 473 8,71%    | 417 7,67%  | 473 8,71%  | 417 7,67%  |



|              |         |            |            |            |              |            |            |                   |
|--------------|---------|------------|------------|------------|--------------|------------|------------|-------------------|
| Media Diaria | 00h-24h | 847 14,12% | 817 14,70% | 811 14,98% | 1.033 13,79% | 901 14,63% | 905 14,29% | <b>886 14,42%</b> |
|              | 06h-22h | 764 12,97% | 755 13,55% | 749 13,75% | 949 12,51%   | 832 13,51% | 830 13,15% | <b>813 13,24%</b> |
|              | 08h-14h | 403 8,37%  | 417 8,09%  | 404 8,31%  | 498 8,07%    | 423 7,79%  | 497 8,06%  | <b>440 8,12%</b>  |



|              |   |  |  |  |  |  |  |  |
|--------------|---|--|--|--|--|--|--|--|
| Coeficientes | N |  |  |  |  |  |  |  |
|              | L |  |  |  |  |  |  |  |
| Coeficiente  | S |  |  |  |  |  |  |  |

Los datos en color negro corresponden al total de vehículos y los datos en color azul corresponden a vehículos pesados (en %)





Castilla-La Mancha

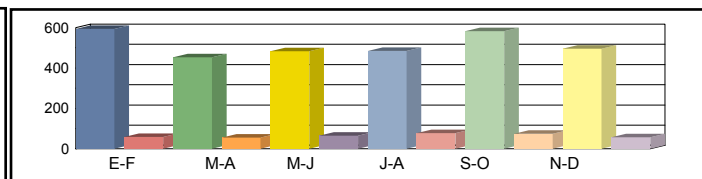
Consejería de Fomento

**Estación:** AB-118  
**Carretera:** CM-3121 p.k. 9,22 **Provincia:** ALBACETE  
**Ubicación:** Villarrobledo - Santa Marta  
**Año:** 2024  
**Tipo:** PRIMARIA

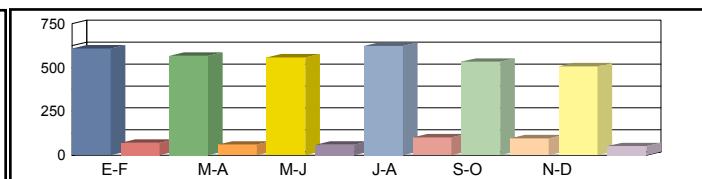
Dirección General de Carreteras

|  | Ene-Feb | Mar-Abr | May-Jun | Jul-Ago | Sep-Oct | Nov-Dic | IMD |
|--|---------|---------|---------|---------|---------|---------|-----|
|--|---------|---------|---------|---------|---------|---------|-----|

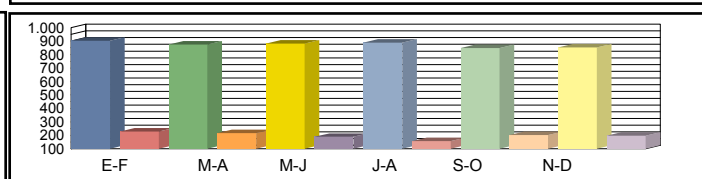
|                |         |                  |                   |                   |                   |                   |                   |                   |
|----------------|---------|------------------|-------------------|-------------------|-------------------|-------------------|-------------------|-------------------|
| Media Domingos | 00h-24h | 594 <b>9,09%</b> | 454 <b>11,01%</b> | 483 <b>12,01%</b> | 485 <b>13,81%</b> | 583 <b>11,32%</b> | 496 <b>10,48%</b> | 516 <b>11,29%</b> |
|                | 06h-22h | 520 <b>8,27%</b> | 399 <b>10,78%</b> | 441 <b>11,79%</b> | 443 <b>11,96%</b> | 502 <b>10,56%</b> | 453 <b>9,49%</b>  | 460 <b>10,48%</b> |
|                | 08h-14h | 163 <b>9,20%</b> | 116 <b>12,07%</b> | 127 <b>14,96%</b> | 148 <b>14,86%</b> | 132 <b>6,82%</b>  | 178 <b>7,87%</b>  | 144 <b>10,96%</b> |



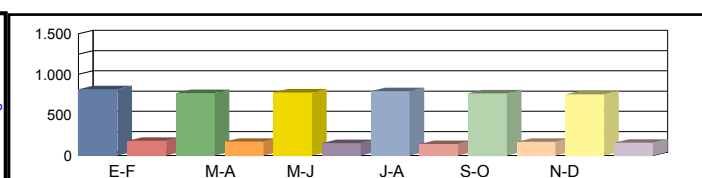
|               |         |                   |                   |                  |                   |                   |                  |                   |
|---------------|---------|-------------------|-------------------|------------------|-------------------|-------------------|------------------|-------------------|
| Media Sábados | 00h-24h | 609 <b>10,34%</b> | 566 <b>9,72%</b>  | 558 <b>9,68%</b> | 623 <b>13,96%</b> | 533 <b>15,38%</b> | 506 <b>9,29%</b> | 566 <b>11,40%</b> |
|               | 06h-22h | 549 <b>8,74%</b>  | 499 <b>8,82%</b>  | 497 <b>9,26%</b> | 548 <b>11,50%</b> | 469 <b>13,65%</b> | 453 <b>7,73%</b> | 502 <b>9,95%</b>  |
|               | 08h-14h | 228 <b>8,77%</b>  | 183 <b>10,38%</b> | 203 <b>9,85%</b> | 182 <b>13,74%</b> | 196 <b>16,84%</b> | 186 <b>9,68%</b> | 196 <b>11,54%</b> |



|                 |         |                   |                   |                   |                   |                   |                   |                   |
|-----------------|---------|-------------------|-------------------|-------------------|-------------------|-------------------|-------------------|-------------------|
| Media Laborales | 00h-24h | 903 <b>20,27%</b> | 874 <b>19,91%</b> | 881 <b>17,71%</b> | 889 <b>15,07%</b> | 849 <b>19,32%</b> | 853 <b>18,76%</b> | 875 <b>18,50%</b> |
|                 | 06h-22h | 843 <b>19,81%</b> | 826 <b>19,25%</b> | 828 <b>17,15%</b> | 835 <b>14,73%</b> | 778 <b>18,77%</b> | 798 <b>18,17%</b> | 818 <b>17,98%</b> |
|                 | 08h-14h | 325 <b>23,38%</b> | 320 <b>22,81%</b> | 329 <b>20,36%</b> | 326 <b>15,95%</b> | 305 <b>20,33%</b> | 319 <b>20,06%</b> | 321 <b>20,48%</b> |



|              |         |                   |                   |                   |                   |                   |                   |                          |
|--------------|---------|-------------------|-------------------|-------------------|-------------------|-------------------|-------------------|--------------------------|
| Media Diaria | 00h-24h | 817 <b>18,12%</b> | 770 <b>18,05%</b> | 778 <b>16,32%</b> | 794 <b>14,86%</b> | 766 <b>18,02%</b> | 752 <b>17,02%</b> | <b>780</b> <b>17,06%</b> |
|              | 06h-22h | 754 <b>17,51%</b> | 718 <b>17,55%</b> | 725 <b>15,86%</b> | 737 <b>14,11%</b> | 695 <b>17,41%</b> | 700 <b>16,43%</b> | <b>722</b> <b>16,48%</b> |
|              | 08h-14h | 288 <b>20,49%</b> | 271 <b>21,03%</b> | 282 <b>18,79%</b> | 280 <b>15,71%</b> | 264 <b>18,94%</b> | 280 <b>17,86%</b> | <b>278</b> <b>18,80%</b> |



|              |   |         |         |         |         |         |         |         |
|--------------|---|---------|---------|---------|---------|---------|---------|---------|
| Coeficientes | N | 1,07117 | 1,05811 | 1,06401 | 1,06467 | 1,09126 | 1,06892 |         |
|              | L | 0,96899 | 1,00114 | 0,99319 | 0,98425 | 1,03062 | 1,02579 |         |
| Coeficiente  | S |         |         |         |         |         |         | 0,89094 |

Los datos en color negro corresponden al total de vehículos y los datos en color azul corresponden a vehículos pesados (en %)



Castilla-La Mancha

Consejería de Fomento

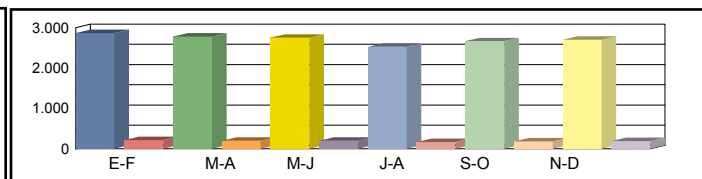
**Estación:** AB-121  
**Carretera:** CM-332 p.k. 7,00 **Provincia:** ALBACETE  
**Ubicación:** Circuito Velocidad - La Felipa  
**Año:** 2024  
**Tipo:** COBERTURA

Dirección General de Carreteras

| Ene-Feb | Mar-Abr | May-Jun | Jul-Ago | Sep-Oct | Nov-Dic | IMD |
|---------|---------|---------|---------|---------|---------|-----|
|---------|---------|---------|---------|---------|---------|-----|

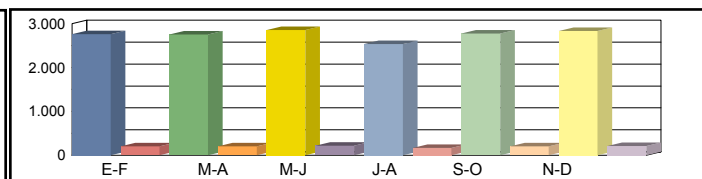
|          |         |
|----------|---------|
| Media    | 00h-24h |
| Domingos | 06h-22h |
|          | 08h-14h |

|       |       |       |       |       |       |       |       |       |       |       |       |       |       |
|-------|-------|-------|-------|-------|-------|-------|-------|-------|-------|-------|-------|-------|-------|
| 2.865 | 7,05% | 2.777 | 6,84% | 2.752 | 6,78% | 2.527 | 6,22% | 2.665 | 6,56% | 2.699 | 6,65% | 2.714 | 6,68% |
| 2.680 | 5,56% | 2.618 | 5,43% | 2.594 | 5,38% | 2.334 | 4,85% | 2.397 | 4,98% | 2.517 | 5,22% | 2.523 | 5,24% |
| 1.510 | 6,00% | 1.489 | 5,91% | 1.471 | 5,84% | 1.218 | 4,84% | 1.282 | 5,09% | 1.297 | 5,15% | 1.378 | 5,47% |



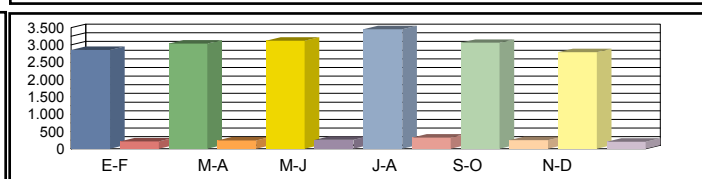
|         |         |
|---------|---------|
| Media   | 00h-24h |
| Sábados | 06h-22h |
|         | 08h-14h |

|       |       |       |       |       |       |       |       |       |       |       |       |       |       |
|-------|-------|-------|-------|-------|-------|-------|-------|-------|-------|-------|-------|-------|-------|
| 2.760 | 6,79% | 2.756 | 6,79% | 2.855 | 7,03% | 2.537 | 6,25% | 2.778 | 6,84% | 2.831 | 6,97% | 2.753 | 6,78% |
| 2.563 | 5,32% | 2.582 | 5,36% | 2.652 | 5,50% | 2.337 | 4,85% | 2.542 | 5,28% | 2.629 | 5,46% | 2.551 | 5,29% |
| 1.612 | 6,40% | 1.682 | 6,68% | 1.810 | 7,19% | 1.511 | 6,00% | 1.619 | 6,43% | 1.588 | 6,31% | 1.637 | 6,50% |



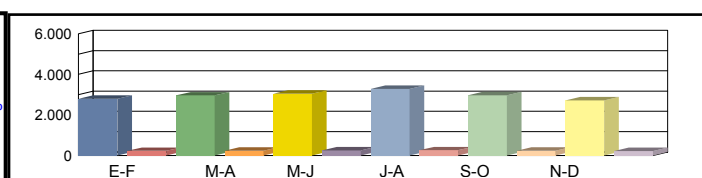
|           |         |
|-----------|---------|
| Media     | 00h-24h |
| Laborales | 06h-22h |
|           | 08h-14h |

|       |       |       |       |       |       |       |       |       |       |       |       |       |       |
|-------|-------|-------|-------|-------|-------|-------|-------|-------|-------|-------|-------|-------|-------|
| 2.857 | 7,03% | 3.042 | 7,49% | 3.122 | 7,69% | 3.457 | 8,51% | 3.063 | 7,54% | 2.792 | 6,87% | 3.056 | 7,52% |
| 2.745 | 5,70% | 2.876 | 5,97% | 2.925 | 6,07% | 3.191 | 6,62% | 2.887 | 5,99% | 2.651 | 5,50% | 2.879 | 5,98% |
| 1.539 | 6,11% | 1.617 | 6,42% | 1.613 | 6,41% | 1.831 | 7,27% | 1.649 | 6,55% | 1.583 | 6,29% | 1.639 | 6,51% |



|        |         |
|--------|---------|
| Media  | 00h-24h |
| Diaria | 06h-22h |
|        | 08h-14h |

|       |       |       |       |       |       |       |       |       |       |       |       |              |       |
|-------|-------|-------|-------|-------|-------|-------|-------|-------|-------|-------|-------|--------------|-------|
| 2.790 | 7,37% | 2.958 | 7,33% | 3.046 | 7,36% | 3.286 | 7,17% | 2.965 | 7,30% | 2.714 | 7,33% | <b>2.960</b> | 7,31% |
| 2.673 | 5,83% | 2.794 | 5,82% | 2.849 | 5,84% | 3.017 | 5,67% | 2.768 | 5,74% | 2.569 | 5,81% | <b>2.778</b> | 5,78% |
| 1.516 | 6,45% | 1.599 | 6,48% | 1.611 | 6,54% | 1.741 | 6,23% | 1.592 | 6,32% | 1.526 | 6,32% | <b>1.598</b> | 6,39% |



|              |   |
|--------------|---|
| Coeficientes | N |
|              | L |
| Coeficiente  | S |

|  |  |  |  |  |  |  |
|--|--|--|--|--|--|--|
|  |  |  |  |  |  |  |
|  |  |  |  |  |  |  |
|  |  |  |  |  |  |  |

Los datos en color negro corresponden al total de vehículos y los datos en color azul corresponden a vehículos pesados (en %)



Castilla-La Mancha

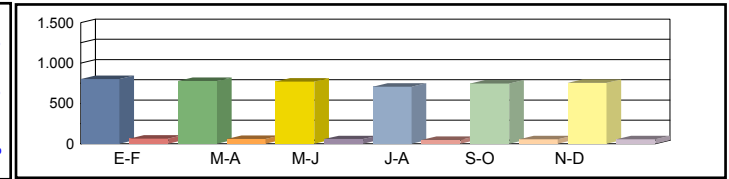
Consejería de Fomento

**Estación:** AB-122  
**Carretera:** CM-332 p.k. 53,00 **Provincia:** ALBACETE  
**Ubicación:** Alatoz - Límite Provincia con Valencia  
**Año:** 2024  
**Tipo:** COBERTURA

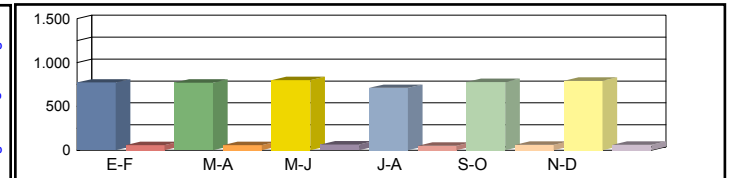
Dirección General de Carreteras

| Ene-Feb | Mar-Abr | May-Jun | Jul-Ago | Sep-Oct | Nov-Dic | IMD |
|---------|---------|---------|---------|---------|---------|-----|
|---------|---------|---------|---------|---------|---------|-----|

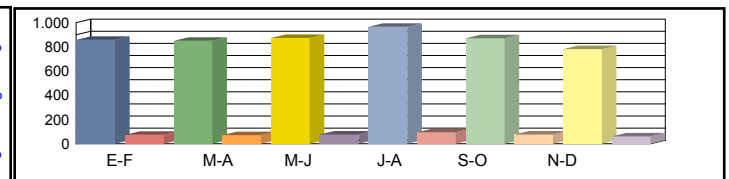
|          |         |           |           |           |           |           |           |           |
|----------|---------|-----------|-----------|-----------|-----------|-----------|-----------|-----------|
| Media    | 00h-24h | 802 7,42% | 777 7,19% | 770 7,13% | 707 6,54% | 746 6,90% | 755 6,99% | 760 7,03% |
| Domingos | 06h-22h | 749 5,98% | 732 5,84% | 725 5,79% | 652 5,21% | 670 5,35% | 704 5,62% | 705 5,63% |
|          | 08h-14h | 315 6,12% | 311 6,04% | 307 5,96% | 254 4,94% | 268 5,20% | 271 5,26% | 288 5,59% |



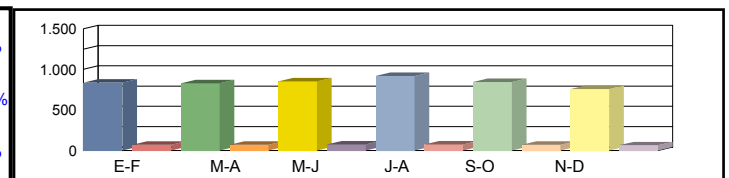
|         |         |           |           |           |           |           |           |           |
|---------|---------|-----------|-----------|-----------|-----------|-----------|-----------|-----------|
| Media   | 00h-24h | 772 7,15% | 771 7,14% | 799 7,40% | 710 6,57% | 777 7,20% | 792 7,33% | 770 7,13% |
| Sábados | 06h-22h | 716 5,72% | 722 5,76% | 741 5,92% | 653 5,22% | 711 5,67% | 735 5,87% | 713 5,69% |
|         | 08h-14h | 336 6,54% | 351 6,82% | 378 7,34% | 315 6,13% | 338 6,56% | 331 6,44% | 342 6,64% |



|           |         |           |           |           |           |           |           |           |
|-----------|---------|-----------|-----------|-----------|-----------|-----------|-----------|-----------|
| Media     | 00h-24h | 857 7,93% | 851 7,88% | 874 8,09% | 967 8,96% | 871 8,06% | 781 7,23% | 867 8,02% |
| Laborales | 06h-22h | 807 6,44% | 804 6,42% | 818 6,53% | 892 7,12% | 821 6,56% | 741 5,92% | 814 6,50% |
|           | 08h-14h | 344 6,69% | 337 6,56% | 336 6,54% | 382 7,43% | 357 6,94% | 330 6,42% | 348 6,76% |



|        |         |           |           |           |           |           |           |                  |
|--------|---------|-----------|-----------|-----------|-----------|-----------|-----------|------------------|
| Media  | 00h-24h | 837 7,75% | 827 7,72% | 853 7,74% | 919 7,54% | 843 7,68% | 759 7,71% | <b>840 7,69%</b> |
| Diaria | 06h-22h | 786 6,27% | 781 6,26% | 797 6,28% | 843 6,09% | 787 6,18% | 718 6,24% | <b>785 6,22%</b> |
|        | 08h-14h | 339 6,58% | 333 6,61% | 335 6,68% | 363 6,36% | 345 6,46% | 318 6,45% | <b>339 6,52%</b> |



|              |   |  |  |  |  |  |  |  |
|--------------|---|--|--|--|--|--|--|--|
| Coeficientes | N |  |  |  |  |  |  |  |
|              | L |  |  |  |  |  |  |  |
| Coeficiente  | S |  |  |  |  |  |  |  |

Los datos en color negro corresponden al total de vehículos y los datos en color azul corresponden a vehículos pesados (en %)



Castilla-La Mancha

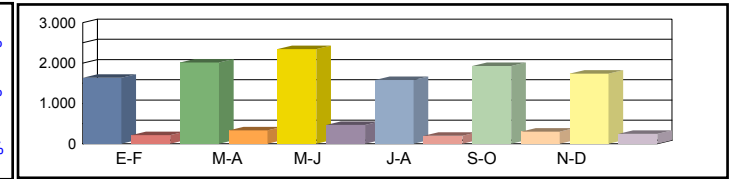
Consejería de Fomento

**Estación:** AB-124  
**Carretera:** CM-3201 p.k. 97,00 **Provincia:** ALBACETE  
**Ubicación:** Alpera - Int. A-31  
**Año:** 2024  
**Tipo:** COBERTURA

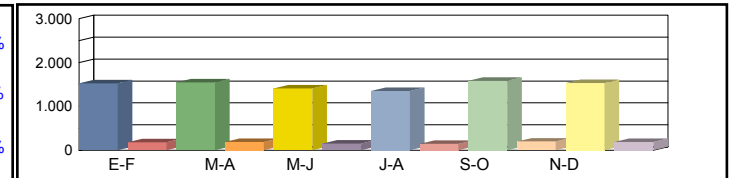
Dirección General de Carreteras

|  | Ene-Feb | Mar-Abr | May-Jun | Jul-Ago | Sep-Oct | Nov-Dic | IMD |
|--|---------|---------|---------|---------|---------|---------|-----|
|--|---------|---------|---------|---------|---------|---------|-----|

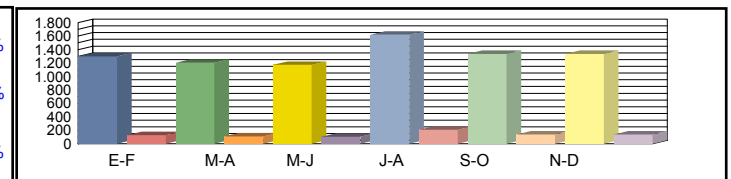
|                |         |              |              |              |              |              |              |              |
|----------------|---------|--------------|--------------|--------------|--------------|--------------|--------------|--------------|
| Media Domingos | 00h-24h | 1.634 11,55% | 2.016 14,25% | 2.345 16,58% | 1.578 11,16% | 1.928 13,63% | 1.742 12,31% | 1.874 13,25% |
|                | 06h-22h | 1.549 8,85%  | 1.926 11,01% | 2.213 12,64% | 1.376 7,87%  | 1.840 10,52% | 1.648 9,42%  | 1.759 10,05% |
|                | 08h-14h | 520 9,29%    | 483 8,63%    | 532 9,50%    | 503 8,99%    | 527 9,41%    | 582 10,39%   | 524 9,37%    |



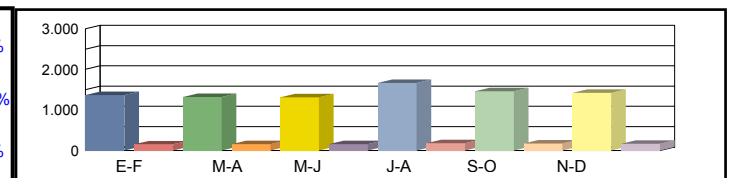
|               |         |              |              |             |             |              |              |              |
|---------------|---------|--------------|--------------|-------------|-------------|--------------|--------------|--------------|
| Media Sábados | 00h-24h | 1.524 10,77% | 1.545 10,93% | 1.407 9,95% | 1.348 9,53% | 1.583 11,19% | 1.531 10,83% | 1.490 10,53% |
|               | 06h-22h | 1.417 8,09%  | 1.447 8,27%  | 1.307 7,47% | 1.266 7,23% | 1.506 8,61%  | 1.446 8,26%  | 1.398 7,99%  |
|               | 08h-14h | 664 11,86%   | 587 10,49%   | 627 11,19%  | 558 9,96%   | 420 7,49%    | 476 8,50%    | 555 9,91%    |



|                 |         |             |             |             |              |             |             |             |
|-----------------|---------|-------------|-------------|-------------|--------------|-------------|-------------|-------------|
| Media Laborales | 00h-24h | 1.300 9,19% | 1.205 8,52% | 1.173 8,30% | 1.622 11,46% | 1.336 9,45% | 1.335 9,44% | 1.328 9,39% |
|                 | 06h-22h | 1.188 6,79% | 1.123 6,42% | 1.097 6,27% | 1.527 8,73%  | 1.238 7,08% | 1.241 7,09% | 1.236 7,06% |
|                 | 08h-14h | 398 7,10%   | 426 7,60%   | 401 7,16%   | 510 9,10%    | 451 8,06%   | 449 8,02%   | 439 7,84%   |



|              |         |             |              |              |             |              |              |              |
|--------------|---------|-------------|--------------|--------------|-------------|--------------|--------------|--------------|
| Media Diaria | 00h-24h | 1.368 9,93% | 1.320 10,34% | 1.309 10,53% | 1.666 9,70% | 1.456 10,29% | 1.421 10,05% | 1.423 10,14% |
|              | 06h-22h | 1.254 7,49% | 1.238 7,82%  | 1.228 7,94%  | 1.555 7,22% | 1.361 7,80%  | 1.328 7,59%  | 1.327 7,64%  |
|              | 08h-14h | 434 8,75%   | 449 8,46%    | 434 8,68%    | 536 8,43%   | 458 8,14%    | 472 8,42%    | 464 8,48%    |



|              |   |  |  |  |  |  |  |
|--------------|---|--|--|--|--|--|--|
| Coeficientes | N |  |  |  |  |  |  |
|              | L |  |  |  |  |  |  |
| Coeficiente  | S |  |  |  |  |  |  |

Los datos en color negro corresponden al total de vehículos y los datos en color azul corresponden a vehículos pesados (en %)



Castilla-La Mancha

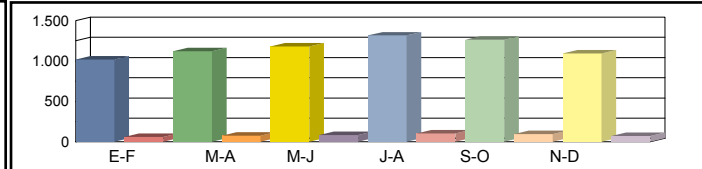
Consejería de Fomento

**Estación:** AB-125  
**Carretera:** CM-3215 p.k. 21,00 **Provincia:** ALBACETE  
**Ubicación:** Ontur - Límite Provincia con Murcia  
**Año:** 2024  
**Tipo:** COBERTURA

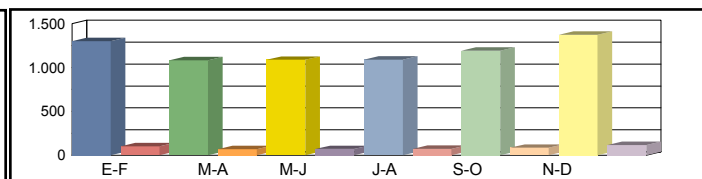
Dirección General de Carreteras

|  | Ene-Feb | Mar-Abr | May-Jun | Jul-Ago | Sep-Oct | Nov-Dic | IMD |
|--|---------|---------|---------|---------|---------|---------|-----|
|--|---------|---------|---------|---------|---------|---------|-----|

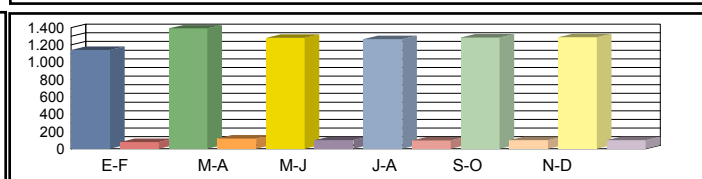
|                |         |                    |                    |                    |                    |                    |                    |                    |
|----------------|---------|--------------------|--------------------|--------------------|--------------------|--------------------|--------------------|--------------------|
| Media Domingos | 00h-24h | 1.020 <b>5,73%</b> | 1.122 <b>6,30%</b> | 1.179 <b>6,62%</b> | 1.317 <b>7,40%</b> | 1.262 <b>7,08%</b> | 1.093 <b>6,14%</b> | 1.166 <b>6,54%</b> |
|                | 06h-22h | 958 <b>4,85%</b>   | 1.007 <b>5,10%</b> | 1.086 <b>5,50%</b> | 1.175 <b>5,95%</b> | 1.181 <b>5,98%</b> | 1.022 <b>5,17%</b> | 1.072 <b>5,42%</b> |
|                | 08h-14h | 298 <b>2,97%</b>   | 361 <b>3,60%</b>   | 434 <b>4,33%</b>   | 655 <b>6,53%</b>   | 472 <b>4,71%</b>   | 236 <b>2,35%</b>   | 409 <b>4,08%</b>   |



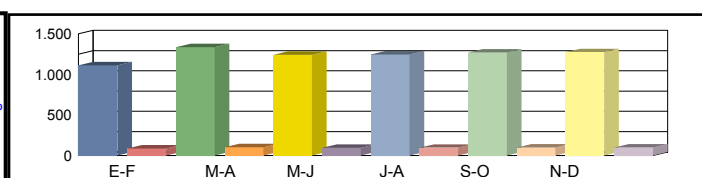
|               |         |                    |                    |                    |                    |                    |                    |                    |
|---------------|---------|--------------------|--------------------|--------------------|--------------------|--------------------|--------------------|--------------------|
| Media Sábados | 00h-24h | 1.300 <b>7,30%</b> | 1.084 <b>6,09%</b> | 1.088 <b>6,11%</b> | 1.091 <b>6,12%</b> | 1.192 <b>6,69%</b> | 1.374 <b>7,71%</b> | 1.188 <b>6,67%</b> |
|               | 06h-22h | 1.203 <b>6,09%</b> | 1.019 <b>5,16%</b> | 1.019 <b>5,16%</b> | 1.002 <b>5,08%</b> | 1.129 <b>5,72%</b> | 1.280 <b>6,48%</b> | 1.109 <b>5,61%</b> |
|               | 08h-14h | 566 <b>5,64%</b>   | 534 <b>5,32%</b>   | 539 <b>5,37%</b>   | 569 <b>5,67%</b>   | 675 <b>6,73%</b>   | 693 <b>6,91%</b>   | 596 <b>5,94%</b>   |



|                 |         |                    |                    |                    |                    |                    |                    |                    |
|-----------------|---------|--------------------|--------------------|--------------------|--------------------|--------------------|--------------------|--------------------|
| Media Laborales | 00h-24h | 1.143 <b>6,42%</b> | 1.391 <b>7,81%</b> | 1.283 <b>7,20%</b> | 1.268 <b>7,12%</b> | 1.287 <b>7,23%</b> | 1.289 <b>7,24%</b> | 1.277 <b>7,17%</b> |
|                 | 06h-22h | 1.083 <b>5,48%</b> | 1.330 <b>6,74%</b> | 1.194 <b>6,05%</b> | 1.190 <b>6,03%</b> | 1.217 <b>6,16%</b> | 1.230 <b>6,23%</b> | 1.207 <b>6,11%</b> |
|                 | 08h-14h | 526 <b>5,25%</b>   | 647 <b>6,45%</b>   | 562 <b>5,60%</b>   | 552 <b>5,50%</b>   | 584 <b>5,82%</b>   | 616 <b>6,14%</b>   | 581 <b>5,79%</b>   |



|              |         |                    |                    |                    |                    |                    |                    |                           |
|--------------|---------|--------------------|--------------------|--------------------|--------------------|--------------------|--------------------|---------------------------|
| Media Diaria | 00h-24h | 1.111 <b>7,02%</b> | 1.334 <b>6,93%</b> | 1.239 <b>6,98%</b> | 1.245 <b>7,09%</b> | 1.270 <b>7,13%</b> | 1.274 <b>7,14%</b> | <b>1.246</b> <b>7,05%</b> |
|              | 06h-22h | 1.048 <b>5,96%</b> | 1.266 <b>5,87%</b> | 1.148 <b>5,92%</b> | 1.154 <b>5,98%</b> | 1.199 <b>6,07%</b> | 1.211 <b>6,07%</b> | <b>1.171</b> <b>5,98%</b> |
|              | 08h-14h | 487 <b>5,39%</b>   | 604 <b>5,43%</b>   | 535 <b>5,54%</b>   | 560 <b>5,90%</b>   | 581 <b>5,79%</b>   | 580 <b>5,48%</b>   | <b>558</b> <b>5,59%</b>   |



|              |   |  |  |  |  |  |  |  |
|--------------|---|--|--|--|--|--|--|--|
| Coeficientes | N |  |  |  |  |  |  |  |
|              | L |  |  |  |  |  |  |  |
| Coeficiente  | S |  |  |  |  |  |  |  |

Los datos en color negro corresponden al total de vehículos y los datos en color azul corresponden a vehículos pesados (en %)



**Castilla-La Mancha**

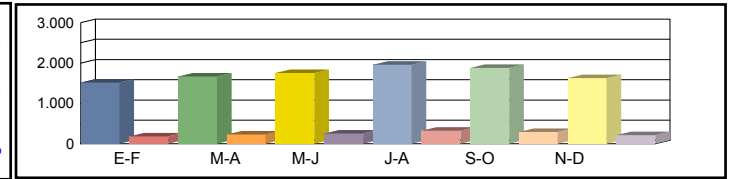
Consejería de Fomento

**Estación:** AB-126  
**Carretera:** CM-412 p.k. 294,00 **Provincia:** ALBACETE  
**Ubicación:** Albatana - Ontur  
**Año:** 2024  
**Tipo:** COBERTURA

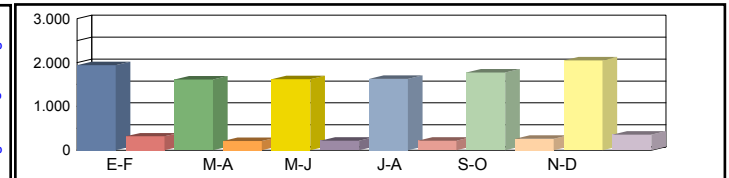
**Dirección General de Carreteras**

| Ene-Feb | Mar-Abr | May-Jun | Jul-Ago | Sep-Oct | Nov-Dic | IMD |
|---------|---------|---------|---------|---------|---------|-----|
|---------|---------|---------|---------|---------|---------|-----|

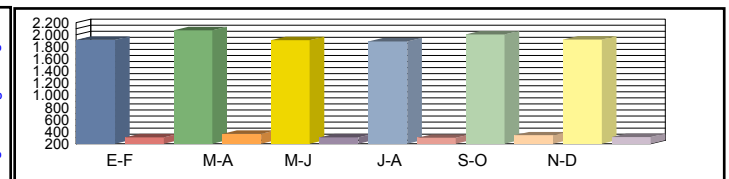
|          |         |              |              |              |              |              |              |              |
|----------|---------|--------------|--------------|--------------|--------------|--------------|--------------|--------------|
| Media    | 00h-24h | 1.520 11,00% | 1.671 12,09% | 1.757 12,71% | 1.962 14,20% | 1.879 13,60% | 1.628 11,78% | 1.736 12,57% |
| Domingos | 06h-22h | 1.440 10,41% | 1.515 10,95% | 1.632 11,80% | 1.766 12,76% | 1.775 12,83% | 1.536 11,10% | 1.611 11,64% |
|          | 08h-14h | 479 6,45%    | 581 7,83%    | 698 9,41%    | 1.054 14,20% | 760 10,24%   | 380 5,11%    | 659 8,87%    |



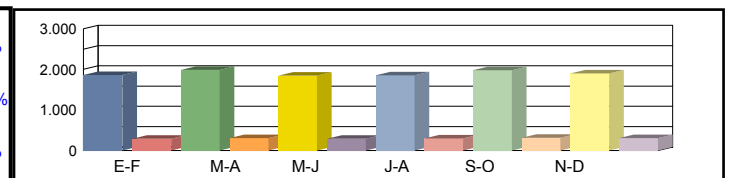
|         |         |              |              |              |              |              |              |              |
|---------|---------|--------------|--------------|--------------|--------------|--------------|--------------|--------------|
| Media   | 00h-24h | 1.937 14,02% | 1.615 11,69% | 1.621 11,73% | 1.625 11,76% | 1.775 12,85% | 2.046 14,81% | 1.770 12,81% |
| Sábados | 06h-22h | 1.808 13,07% | 1.532 11,07% | 1.532 11,07% | 1.507 10,89% | 1.698 12,27% | 1.925 13,91% | 1.667 12,05% |
|         | 08h-14h | 911 12,26%   | 859 11,57%   | 868 11,69%   | 915 12,33%   | 1.087 14,64% | 1.115 15,02% | 959 12,92%   |



|           |         |              |              |              |              |              |              |              |
|-----------|---------|--------------|--------------|--------------|--------------|--------------|--------------|--------------|
| Media     | 00h-24h | 1.917 13,88% | 2.072 15,00% | 1.910 13,83% | 1.889 13,67% | 2.007 14,53% | 1.920 13,90% | 1.952 14,13% |
| Laborales | 06h-22h | 1.830 13,22% | 2.000 14,45% | 1.796 12,98% | 1.790 12,93% | 1.920 13,87% | 1.850 13,37% | 1.864 13,47% |
|           | 08h-14h | 940 12,66%   | 1.041 14,02% | 904 12,18%   | 888 11,96%   | 965 13,00%   | 992 13,36%   | 955 12,86%   |



|        |         |              |              |              |              |              |              |                     |
|--------|---------|--------------|--------------|--------------|--------------|--------------|--------------|---------------------|
| Media  | 00h-24h | 1.863 13,49% | 1.987 13,31% | 1.845 13,40% | 1.854 13,62% | 1.980 13,69% | 1.897 13,71% | <b>1.904 13,54%</b> |
| Diaria | 06h-22h | 1.771 12,80% | 1.904 12,59% | 1.727 12,71% | 1.736 12,82% | 1.892 13,03% | 1.821 13,02% | <b>1.808 12,83%</b> |
|        | 08h-14h | 870 11,72%   | 971 11,81%   | 861 12,06%   | 900 12,83%   | 960 12,60%   | 934 11,92%   | <b>916 12,16%</b>   |



|              |   |  |  |  |  |  |  |  |
|--------------|---|--|--|--|--|--|--|--|
| Coeficientes | N |  |  |  |  |  |  |  |
|              | L |  |  |  |  |  |  |  |
| Coeficiente  | S |  |  |  |  |  |  |  |

Los datos en color negro corresponden al total de vehículos y los datos en color azul corresponden a vehículos pesados (en %)



**Castilla-La Mancha**

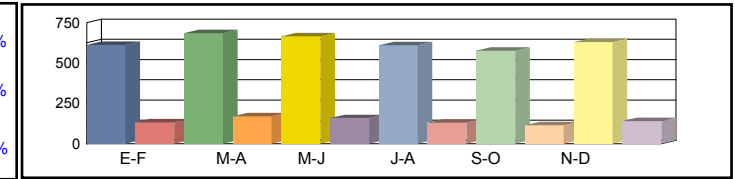
Consejería de Fomento

**Estación:** AB-129  
**Carretera:** CM-313 p.k. 114,00 **Provincia:** ALBACETE  
**Ubicación:** Peñas de San Pedro - Pozohondo  
**Año:** 2024  
**Tipo:** COBERTURA

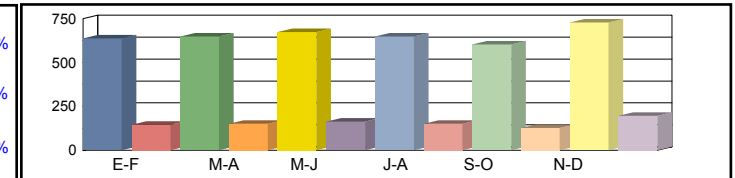
**Dirección General de Carreteras**

| Ene-Feb | Mar-Abr | May-Jun | Jul-Ago | Sep-Oct | Nov-Dic | IMD |
|---------|---------|---------|---------|---------|---------|-----|
|---------|---------|---------|---------|---------|---------|-----|

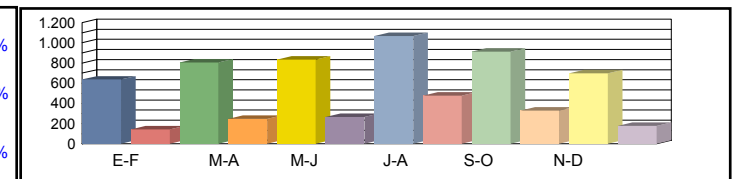
|                |         |            |            |            |            |            |            |            |
|----------------|---------|------------|------------|------------|------------|------------|------------|------------|
| Media Domingos | 00h-24h | 613 17,79% | 685 19,87% | 666 19,34% | 611 17,73% | 577 16,74% | 630 18,28% | 630 18,29% |
|                | 06h-22h | 561 17,62% | 654 20,55% | 662 20,79% | 620 19,46% | 573 18,01% | 575 18,07% | 608 19,08% |
|                | 08h-14h | 233 13,97% | 265 15,90% | 277 16,62% | 245 14,69% | 227 13,60% | 235 14,13% | 247 14,82% |



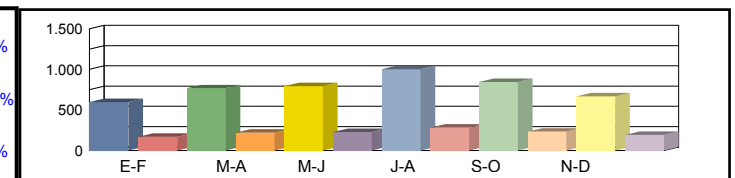
|               |         |            |            |            |            |            |            |            |
|---------------|---------|------------|------------|------------|------------|------------|------------|------------|
| Media Sábados | 00h-24h | 637 18,49% | 649 18,83% | 674 19,55% | 649 18,84% | 603 17,50% | 729 21,15% | 657 19,06% |
|               | 06h-22h | 571 17,92% | 585 18,37% | 607 19,08% | 584 18,36% | 551 17,29% | 658 20,68% | 593 18,62% |
|               | 08h-14h | 296 17,81% | 309 18,56% | 319 19,13% | 299 17,95% | 280 16,80% | 328 19,70% | 305 18,33% |



|                 |         |            |            |            |              |            |            |            |
|-----------------|---------|------------|------------|------------|--------------|------------|------------|------------|
| Media Laborales | 00h-24h | 637 18,50% | 807 23,42% | 834 24,22% | 1.067 30,97% | 913 26,49% | 699 20,28% | 826 23,98% |
|                 | 06h-22h | 635 19,95% | 740 23,24% | 739 23,23% | 913 28,69%   | 799 25,09% | 697 21,88% | 754 23,68% |
|                 | 08h-14h | 277 16,63% | 334 20,06% | 327 19,61% | 441 26,47%   | 365 21,93% | 310 18,64% | 342 20,56% |



|              |         |            |            |            |              |            |            |                   |
|--------------|---------|------------|------------|------------|--------------|------------|------------|-------------------|
| Media Diaria | 00h-24h | 596 21,91% | 767 22,26% | 794 22,28% | 1.000 21,95% | 843 21,62% | 667 22,36% | <b>778 22,06%</b> |
|              | 06h-22h | 592 21,68% | 706 22,16% | 709 22,30% | 864 22,01%   | 744 21,65% | 664 22,14% | <b>713 21,99%</b> |
|              | 08h-14h | 261 18,87% | 321 19,25% | 317 19,44% | 418 18,99%   | 340 18,67% | 296 19,16% | <b>326 19,06%</b> |



|              |   |  |  |  |  |  |  |  |
|--------------|---|--|--|--|--|--|--|--|
| Coeficientes | N |  |  |  |  |  |  |  |
|              | L |  |  |  |  |  |  |  |
| Coeficiente  | S |  |  |  |  |  |  |  |

Los datos en color negro corresponden al total de vehículos y los datos en color azul corresponden a vehículos pesados (en %)



**Castilla-La Mancha**

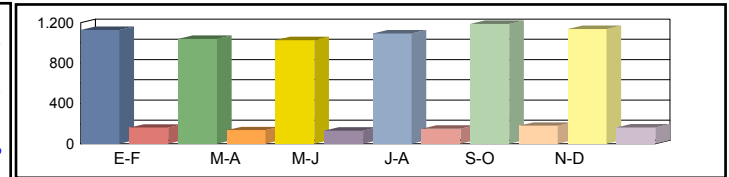
Consejería de Fomento

**Estación:** AB-130  
**Carretera:** CM-3204 p.k. 16,00 **Provincia:** ALBACETE  
**Ubicación:** Int. CM-3205 - Límite Provincia con Jaén  
**Año:** 2024  
**Tipo:** COBERTURA

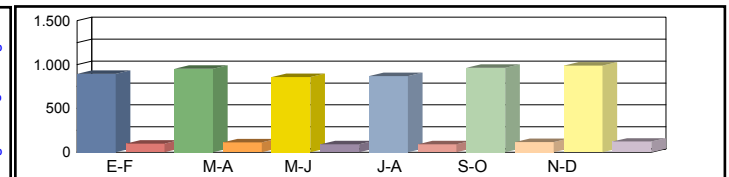
**Dirección General de Carreteras**

| Ene-Feb | Mar-Abr | May-Jun | Jul-Ago | Sep-Oct | Nov-Dic | IMD |
|---------|---------|---------|---------|---------|---------|-----|
|---------|---------|---------|---------|---------|---------|-----|

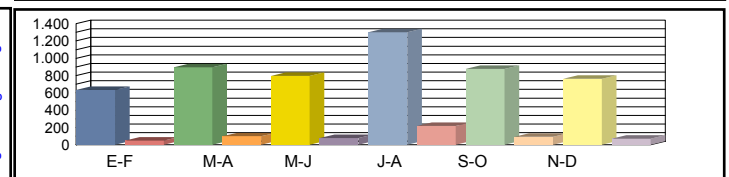
|                |         |                     |                     |                     |                     |                     |                     |                     |
|----------------|---------|---------------------|---------------------|---------------------|---------------------|---------------------|---------------------|---------------------|
| Media Domingos | 00h-24h | 1.127 <b>12,49%</b> | 1.040 <b>11,52%</b> | 1.027 <b>11,38%</b> | 1.092 <b>12,09%</b> | 1.187 <b>13,15%</b> | 1.136 <b>12,59%</b> | 1.102 <b>12,20%</b> |
|                | 06h-22h | 1.039 <b>10,55%</b> | 952 <b>9,67%</b>    | 962 <b>9,76%</b>    | 1.017 <b>10,32%</b> | 1.099 <b>11,15%</b> | 1.049 <b>10,65%</b> | 1.020 <b>10,35%</b> |
|                | 08h-14h | 479 <b>9,69%</b>    | 457 <b>9,24%</b>    | 475 <b>9,60%</b>    | 474 <b>9,58%</b>    | 551 <b>11,14%</b>   | 520 <b>10,51%</b>   | 493 <b>9,96%</b>    |



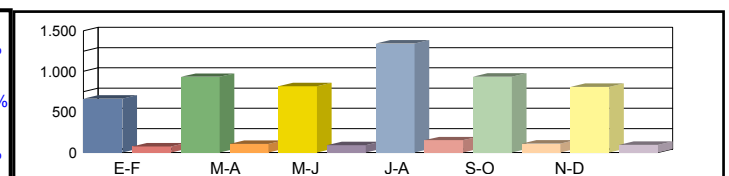
|               |         |                  |                   |                  |                  |                   |                   |                   |
|---------------|---------|------------------|-------------------|------------------|------------------|-------------------|-------------------|-------------------|
| Media Sábados | 00h-24h | 892 <b>9,88%</b> | 951 <b>10,53%</b> | 857 <b>9,49%</b> | 868 <b>9,62%</b> | 962 <b>10,66%</b> | 989 <b>10,95%</b> | 920 <b>10,19%</b> |
|               | 06h-22h | 819 <b>8,32%</b> | 855 <b>8,68%</b>  | 788 <b>8,00%</b> | 801 <b>8,14%</b> | 884 <b>8,97%</b>  | 904 <b>9,17%</b>  | 842 <b>8,55%</b>  |
|               | 08h-14h | 464 <b>9,39%</b> | 462 <b>9,34%</b>  | 422 <b>8,54%</b> | 420 <b>8,49%</b> | 502 <b>10,16%</b> | 491 <b>9,92%</b>  | 460 <b>9,30%</b>  |



|                 |         |                  |                  |                  |                     |                  |                  |                  |
|-----------------|---------|------------------|------------------|------------------|---------------------|------------------|------------------|------------------|
| Media Laborales | 00h-24h | 634 <b>7,02%</b> | 897 <b>9,93%</b> | 798 <b>8,84%</b> | 1.300 <b>14,40%</b> | 876 <b>9,70%</b> | 764 <b>8,47%</b> | 878 <b>9,73%</b> |
|                 | 06h-22h | 586 <b>5,94%</b> | 837 <b>8,50%</b> | 717 <b>7,28%</b> | 1.146 <b>11,63%</b> | 794 <b>8,06%</b> | 701 <b>7,12%</b> | 797 <b>8,09%</b> |
|                 | 08h-14h | 283 <b>5,73%</b> | 425 <b>8,58%</b> | 355 <b>7,19%</b> | 626 <b>12,65%</b>   | 404 <b>8,17%</b> | 350 <b>7,07%</b> | 407 <b>8,23%</b> |



|              |         |                   |                   |                  |                     |                   |                   |                          |
|--------------|---------|-------------------|-------------------|------------------|---------------------|-------------------|-------------------|--------------------------|
| Media Diaria | 00h-24h | 662 <b>10,13%</b> | 932 <b>10,08%</b> | 815 <b>9,91%</b> | 1.344 <b>10,03%</b> | 933 <b>10,33%</b> | 810 <b>10,29%</b> | <b>916</b> <b>10,13%</b> |
|              | 06h-22h | 615 <b>8,45%</b>  | 870 <b>8,38%</b>  | 738 <b>8,30%</b> | 1.193 <b>8,39%</b>  | 850 <b>8,63%</b>  | 747 <b>8,59%</b>  | <b>836</b> <b>8,46%</b>  |
|              | 08h-14h | 297 <b>8,56%</b>  | 442 <b>8,49%</b>  | 366 <b>8,43%</b> | 645 <b>8,41%</b>    | 439 <b>8,88%</b>  | 375 <b>8,75%</b>  | <b>427</b> <b>8,59%</b>  |



|              |   |  |  |  |  |  |  |  |
|--------------|---|--|--|--|--|--|--|--|
| Coeficientes | N |  |  |  |  |  |  |  |
|              | L |  |  |  |  |  |  |  |
| Coeficiente  | S |  |  |  |  |  |  |  |

Los datos en color negro corresponden al total de vehículos y los datos en color azul corresponden a vehículos pesados (en %)





Castilla-La Mancha

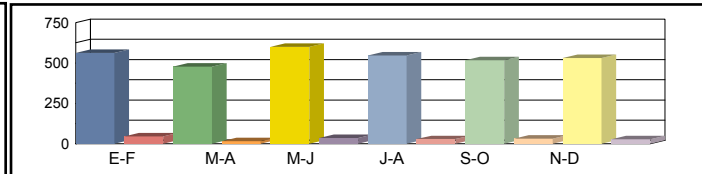
Consejería de Fomento

**Estación:** AB-137  
**Carretera:** CM-3135 p.k. 31,50 **Provincia:** ALBACETE  
**Ubicación:** Int. AB-601 - Balazote  
**Año:** 2024  
**Tipo:** PRIMARIA

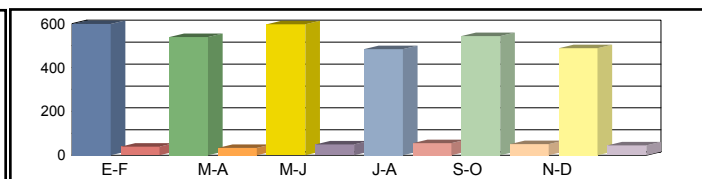
Dirección General de Carreteras

|  | Ene-Feb | Mar-Abr | May-Jun | Jul-Ago | Sep-Oct | Nov-Dic | IMD |
|--|---------|---------|---------|---------|---------|---------|-----|
|--|---------|---------|---------|---------|---------|---------|-----|

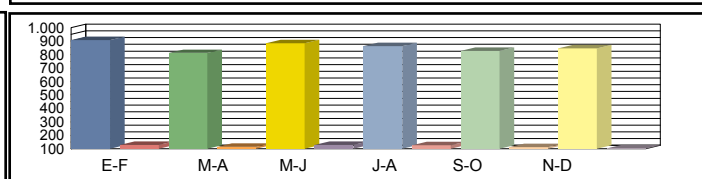
|                |         |                  |                  |                  |                  |                  |                  |                  |
|----------------|---------|------------------|------------------|------------------|------------------|------------------|------------------|------------------|
| Media Domingos | 00h-24h | 562 <b>7,47%</b> | 478 <b>3,35%</b> | 601 <b>5,82%</b> | 547 <b>5,12%</b> | 517 <b>5,80%</b> | 531 <b>5,08%</b> | 539 <b>5,44%</b> |
|                | 06h-22h | 506 <b>7,51%</b> | 427 <b>2,81%</b> | 523 <b>3,82%</b> | 490 <b>3,27%</b> | 455 <b>3,96%</b> | 497 <b>4,43%</b> | 483 <b>4,30%</b> |
|                | 08h-14h | 219 <b>5,48%</b> | 168 <b>4,76%</b> | 212 <b>3,77%</b> | 199 <b>1,51%</b> | 198 <b>3,03%</b> | 187 <b>4,28%</b> | 197 <b>3,81%</b> |



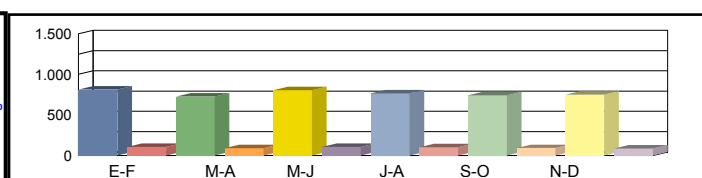
|               |         |                  |                  |                  |                   |                  |                  |                  |
|---------------|---------|------------------|------------------|------------------|-------------------|------------------|------------------|------------------|
| Media Sábados | 00h-24h | 599 <b>6,18%</b> | 539 <b>5,75%</b> | 597 <b>7,71%</b> | 484 <b>10,33%</b> | 543 <b>8,66%</b> | 488 <b>8,40%</b> | 542 <b>7,84%</b> |
|               | 06h-22h | 547 <b>4,57%</b> | 482 <b>4,98%</b> | 543 <b>6,63%</b> | 429 <b>7,93%</b>  | 493 <b>6,90%</b> | 440 <b>5,68%</b> | 489 <b>6,11%</b> |
|               | 08h-14h | 293 <b>4,78%</b> | 280 <b>6,43%</b> | 316 <b>4,75%</b> | 203 <b>8,87%</b>  | 268 <b>8,21%</b> | 211 <b>7,58%</b> | 262 <b>6,77%</b> |



|                 |         |                   |                   |                   |                   |                   |                   |                   |
|-----------------|---------|-------------------|-------------------|-------------------|-------------------|-------------------|-------------------|-------------------|
| Media Laborales | 00h-24h | 907 <b>12,46%</b> | 812 <b>12,32%</b> | 885 <b>12,66%</b> | 863 <b>12,75%</b> | 828 <b>11,96%</b> | 846 <b>10,87%</b> | 857 <b>12,17%</b> |
|                 | 06h-22h | 843 <b>11,39%</b> | 758 <b>11,35%</b> | 812 <b>11,21%</b> | 800 <b>11,63%</b> | 795 <b>11,70%</b> | 808 <b>10,27%</b> | 803 <b>11,26%</b> |
|                 | 08h-14h | 357 <b>13,73%</b> | 318 <b>14,47%</b> | 325 <b>14,15%</b> | 338 <b>13,02%</b> | 337 <b>13,65%</b> | 355 <b>13,24%</b> | 338 <b>13,71%</b> |



|              |         |                   |                   |                   |                   |                   |                   |                          |
|--------------|---------|-------------------|-------------------|-------------------|-------------------|-------------------|-------------------|--------------------------|
| Media Diaria | 00h-24h | 814 <b>11,30%</b> | 725 <b>10,76%</b> | 804 <b>11,44%</b> | 764 <b>11,78%</b> | 742 <b>10,92%</b> | 749 <b>10,01%</b> | <b>766</b> <b>11,04%</b> |
|              | 06h-22h | 753 <b>10,36%</b> | 671 <b>9,99%</b>  | 732 <b>9,97%</b>  | 702 <b>10,40%</b> | 704 <b>10,51%</b> | 711 <b>9,28%</b>  | <b>712</b> <b>10,08%</b> |
|              | 08h-14h | 328 <b>11,59%</b> | 291 <b>12,37%</b> | 308 <b>11,69%</b> | 299 <b>11,71%</b> | 307 <b>12,05%</b> | 311 <b>11,90%</b> | <b>307</b> <b>11,88%</b> |



|              |   |         |         |         |         |         |         |         |
|--------------|---|---------|---------|---------|---------|---------|---------|---------|
| Coeficientes | N | 1,07592 | 1,07124 | 1,08990 | 1,07875 | 1,04151 | 1,04703 |         |
|              | L | 0,94487 | 1,05542 | 0,96836 | 0,99305 | 1,03502 | 1,01300 |         |
| Coeficiente  | S |         |         |         |         |         |         | 0,89448 |

Los datos en color negro corresponden al total de vehículos y los datos en color azul corresponden a vehículos pesados (en %)



**Castilla-La Mancha**

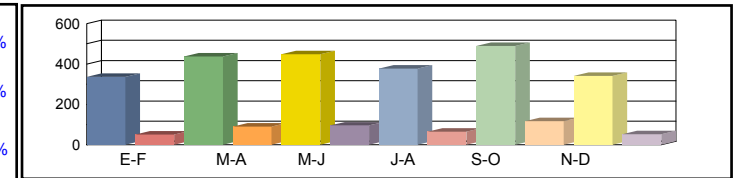
Consejería de Fomento

**Estación:** AB-141  
**Carretera:** CM-3123 p.k. 19,00 **Provincia:** ALBACETE  
**Ubicación:** Int. CM-3126 - Int. CM-313  
**Año:** 2024  
**Tipo:** COBERTURA

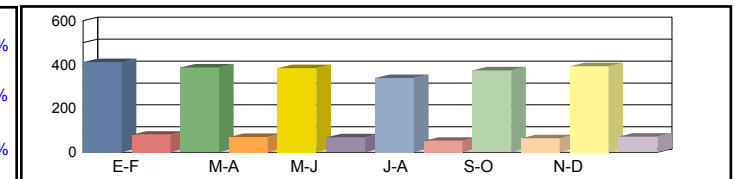
**Dirección General de Carreteras**

|  | Ene-Feb | Mar-Abr | May-Jun | Jul-Ago | Sep-Oct | Nov-Dic | IMD |
|--|---------|---------|---------|---------|---------|---------|-----|
|--|---------|---------|---------|---------|---------|---------|-----|

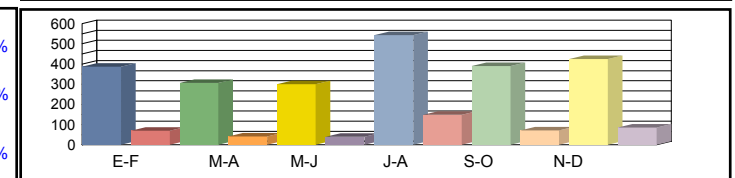
|                |         |            |            |            |            |            |            |            |
|----------------|---------|------------|------------|------------|------------|------------|------------|------------|
| Media Domingos | 00h-24h | 337 13,29% | 437 17,21% | 448 17,66% | 377 14,86% | 489 19,28% | 341 13,45% | 405 15,96% |
|                | 06h-22h | 273 9,19%  | 393 13,22% | 407 13,69% | 322 10,85% | 435 14,64% | 284 9,57%  | 352 11,86% |
|                | 08h-14h | 77 3,50%   | 160 7,33%  | 157 7,20%  | 144 6,59%  | 152 6,95%  | 124 5,69%  | 136 6,21%  |



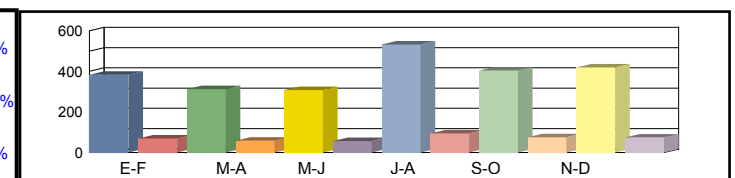
|               |         |            |            |            |            |            |            |            |
|---------------|---------|------------|------------|------------|------------|------------|------------|------------|
| Media Sábados | 00h-24h | 411 16,20% | 387 15,25% | 384 15,13% | 338 13,31% | 373 14,71% | 392 15,46% | 381 15,01% |
|               | 06h-22h | 312 10,49% | 312 10,52% | 301 10,15% | 271 9,11%  | 302 10,15% | 353 11,89% | 308 10,38% |
|               | 08h-14h | 175 8,00%  | 169 7,73%  | 156 7,15%  | 111 5,08%  | 176 8,05%  | 199 9,09%  | 164 7,52%  |



|                 |         |            |            |            |            |            |            |            |
|-----------------|---------|------------|------------|------------|------------|------------|------------|------------|
| Media Laborales | 00h-24h | 387 15,25% | 306 12,06% | 301 11,85% | 544 21,44% | 390 15,38% | 425 16,75% | 392 15,45% |
|                 | 06h-22h | 327 11,01% | 259 8,72%  | 254 8,56%  | 457 15,38% | 327 11,01% | 361 12,16% | 331 11,14% |
|                 | 08h-14h | 162 7,41%  | 132 6,06%  | 128 5,86%  | 227 10,37% | 150 6,85%  | 177 8,10%  | 163 7,44%  |



|              |         |            |            |            |            |            |            |                   |
|--------------|---------|------------|------------|------------|------------|------------|------------|-------------------|
| Media Diaria | 00h-24h | 383 15,10% | 312 15,53% | 307 15,57% | 532 14,91% | 403 15,74% | 419 15,02% | <b>393 15,31%</b> |
|              | 06h-22h | 317 10,68% | 265 11,25% | 260 11,27% | 445 10,72% | 339 11,41% | 358 10,93% | <b>331 11,04%</b> |
|              | 08h-14h | 152 6,93%  | 133 7,44%  | 127 7,34%  | 213 6,96%  | 151 7,43%  | 177 7,40%  | <b>159 7,25%</b>  |



|              |   |  |  |  |  |  |  |  |
|--------------|---|--|--|--|--|--|--|--|
| Coeficientes | N |  |  |  |  |  |  |  |
|              | L |  |  |  |  |  |  |  |
| Coeficiente  | S |  |  |  |  |  |  |  |

Los datos en color negro corresponden al total de vehículos y los datos en color azul corresponden a vehículos pesados (en %)



Castilla-La Mancha

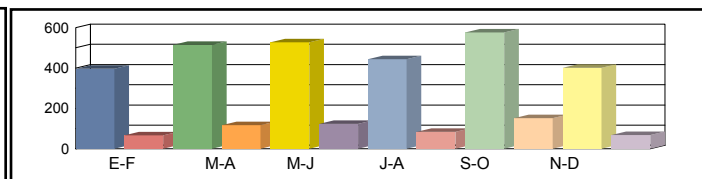
Consejería de Fomento

**Estación:** AB-142  
**Carretera:** CM-3123 p.k. 32,00 **Provincia:** ALBACETE  
**Ubicación:** Int. CM-313 - Ossa de Montiel  
**Año:** 2024  
**Tipo:** COBERTURA

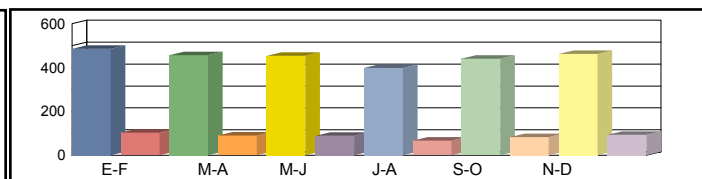
Dirección General de Carreteras

|  | Ene-Feb | Mar-Abr | May-Jun | Jul-Ago | Sep-Oct | Nov-Dic | IMD |
|--|---------|---------|---------|---------|---------|---------|-----|
|--|---------|---------|---------|---------|---------|---------|-----|

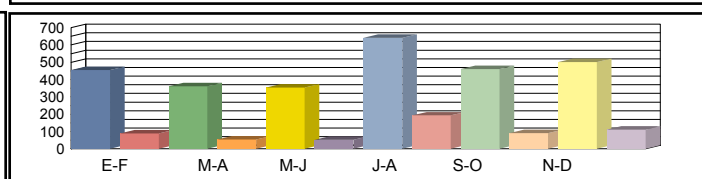
|                |         |            |            |            |            |            |            |            |
|----------------|---------|------------|------------|------------|------------|------------|------------|------------|
| Media Domingos | 00h-24h | 397 14,33% | 515 18,56% | 528 19,06% | 444 16,03% | 577 20,80% | 402 14,51% | 477 17,21% |
|                | 06h-22h | 354 10,83% | 509 15,58% | 527 16,13% | 418 12,79% | 564 17,25% | 368 11,27% | 457 13,97% |
|                | 08h-14h | 97 5,76%   | 203 12,06% | 199 11,85% | 182 10,85% | 192 11,44% | 158 9,37%  | 172 10,22% |



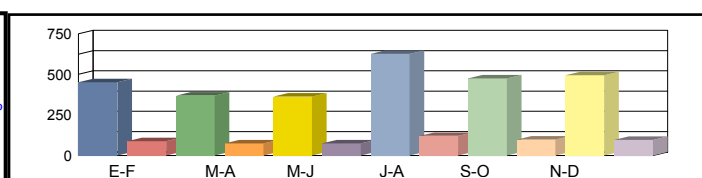
|               |         |            |            |            |            |            |            |            |
|---------------|---------|------------|------------|------------|------------|------------|------------|------------|
| Media Sábados | 00h-24h | 485 17,48% | 456 16,45% | 453 16,32% | 398 14,36% | 440 15,87% | 462 16,68% | 449 16,19% |
|               | 06h-22h | 404 12,36% | 405 12,39% | 391 11,96% | 351 10,73% | 391 11,96% | 458 14,01% | 400 12,23% |
|               | 08h-14h | 221 13,17% | 214 12,72% | 198 11,78% | 141 8,37%  | 223 13,25% | 252 14,97% | 208 12,38% |



|                 |         |            |            |            |            |            |            |            |
|-----------------|---------|------------|------------|------------|------------|------------|------------|------------|
| Media Laborales | 00h-24h | 456 16,45% | 361 13,01% | 354 12,78% | 641 23,13% | 460 16,59% | 501 18,07% | 462 16,67% |
|                 | 06h-22h | 424 12,97% | 336 10,27% | 330 10,09% | 592 18,12% | 424 12,97% | 468 14,33% | 429 13,13% |
|                 | 08h-14h | 205 12,20% | 168 9,97%  | 162 9,65%  | 287 17,07% | 190 11,27% | 224 13,33% | 206 12,25% |



|              |         |            |            |            |            |            |            |            |
|--------------|---------|------------|------------|------------|------------|------------|------------|------------|
| Media Diaria | 00h-24h | 452 16,29% | 368 16,75% | 362 16,80% | 627 16,09% | 475 16,99% | 494 16,20% | 463 16,52% |
|              | 06h-22h | 411 12,58% | 343 13,26% | 338 13,28% | 576 12,63% | 439 13,44% | 465 12,88% | 429 13,01% |
|              | 08h-14h | 192 11,42% | 169 12,25% | 161 12,09% | 270 11,46% | 191 12,24% | 224 12,19% | 201 11,94% |



|              |   |  |  |  |  |  |  |
|--------------|---|--|--|--|--|--|--|
| Coeficientes | N |  |  |  |  |  |  |
|              | L |  |  |  |  |  |  |
| Coeficiente  | S |  |  |  |  |  |  |

Los datos en color negro corresponden al total de vehículos y los datos en color azul corresponden a vehículos pesados (en %)



Castilla-La Mancha

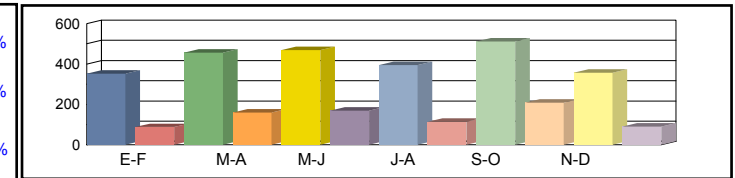
Consejería de Fomento

**Estación:** AB-143  
**Carretera:** CM-313 p.k. 28,50 **Provincia:** ALBACETE  
**Ubicación:** Int. CM-3123 - Int. N-322 (Sotuélamos)  
**Año:** 2024  
**Tipo:** COBERTURA

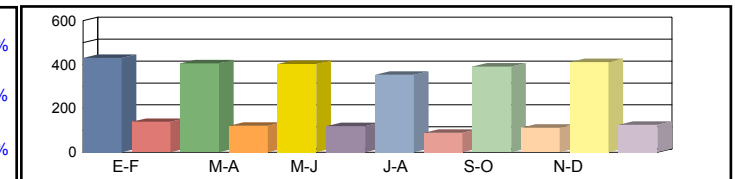
Dirección General de Carreteras

|  | Ene-Feb | Mar-Abr | May-Jun | Jul-Ago | Sep-Oct | Nov-Dic | IMD |
|--|---------|---------|---------|---------|---------|---------|-----|
|--|---------|---------|---------|---------|---------|---------|-----|

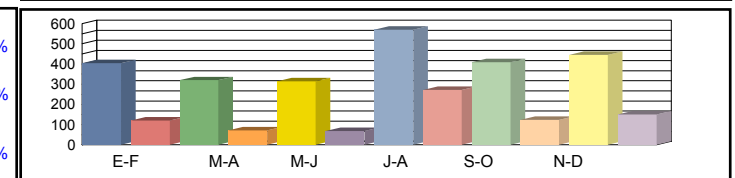
|                |         |            |            |            |            |            |            |            |
|----------------|---------|------------|------------|------------|------------|------------|------------|------------|
| Media Domingos | 00h-24h | 353 20,01% | 457 25,92% | 469 26,60% | 395 22,38% | 512 29,04% | 357 20,25% | 424 24,03% |
|                | 06h-22h | 305 16,24% | 438 23,36% | 454 24,19% | 360 19,17% | 485 25,87% | 317 16,90% | 393 20,96% |
|                | 08h-14h | 64 9,80%   | 134 20,52% | 131 20,15% | 120 18,45% | 127 19,45% | 104 15,93% | 113 17,38% |



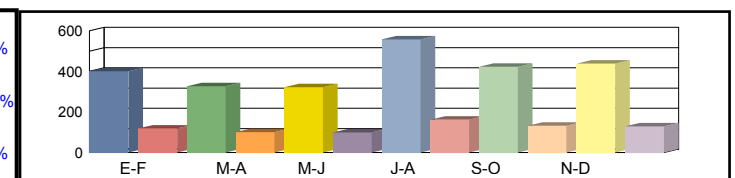
|               |         |            |            |            |            |            |            |            |
|---------------|---------|------------|------------|------------|------------|------------|------------|------------|
| Media Sábados | 00h-24h | 430 24,40% | 405 22,96% | 402 22,79% | 353 20,04% | 391 22,15% | 411 23,28% | 399 22,61% |
|               | 06h-22h | 348 18,53% | 349 18,58% | 336 17,93% | 302 16,10% | 337 17,94% | 394 21,01% | 344 18,35% |
|               | 08h-14h | 146 22,39% | 141 21,64% | 130 20,03% | 93 14,23%  | 147 22,53% | 166 25,46% | 137 21,05% |



|                 |         |            |            |            |            |            |            |            |
|-----------------|---------|------------|------------|------------|------------|------------|------------|------------|
| Media Laborales | 00h-24h | 405 22,96% | 320 18,16% | 315 17,85% | 570 32,30% | 409 23,17% | 445 25,23% | 411 23,28% |
|                 | 06h-22h | 365 19,45% | 289 15,41% | 284 15,13% | 510 27,17% | 365 19,45% | 403 21,49% | 369 19,68% |
|                 | 08h-14h | 135 20,74% | 110 16,96% | 107 16,41% | 189 29,04% | 125 19,17% | 148 22,68% | 136 20,83% |



|              |         |            |            |            |            |            |            |            |
|--------------|---------|------------|------------|------------|------------|------------|------------|------------|
| Media Diaria | 00h-24h | 401 22,75% | 326 23,39% | 322 23,46% | 558 22,46% | 422 23,71% | 438 22,62% | 411 23,06% |
|              | 06h-22h | 354 18,86% | 295 19,89% | 291 19,91% | 496 18,93% | 378 20,15% | 400 19,31% | 369 19,51% |
|              | 08h-14h | 126 19,41% | 111 20,84% | 106 20,55% | 178 19,48% | 125 20,81% | 148 20,73% | 132 20,30% |



|              |   |  |  |  |  |  |  |
|--------------|---|--|--|--|--|--|--|
| Coeficientes | N |  |  |  |  |  |  |
|              | L |  |  |  |  |  |  |
| Coeficiente  | S |  |  |  |  |  |  |

Los datos en color negro corresponden al total de vehículos y los datos en color azul corresponden a vehículos pesados (en %)



Castilla-La Mancha

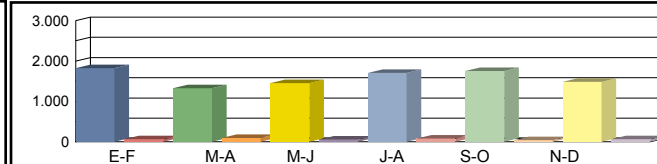
Consejería de Fomento

**Estación:** AB-148  
**Carretera:** CM-3222 p.k. 6,10 **Provincia:** ALBACETE  
**Ubicación:** Int N-322 - Madrigueras  
**Año:** 2024  
**Tipo:** PRIMARIA

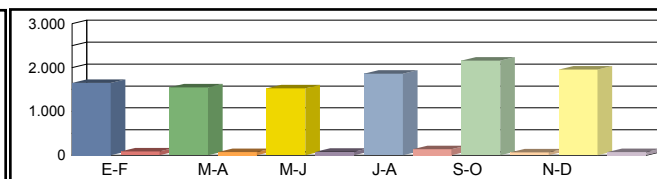
Dirección General de Carreteras

|  | Ene-Feb | Mar-Abr | May-Jun | Jul-Ago | Sep-Oct | Nov-Dic | IMD |
|--|---------|---------|---------|---------|---------|---------|-----|
|--|---------|---------|---------|---------|---------|---------|-----|

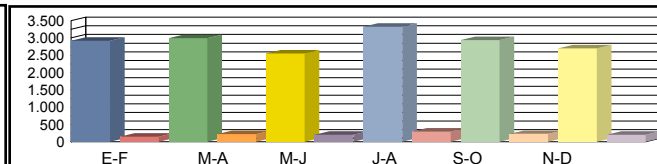
|                |         |                    |                    |                    |                    |                    |                    |                    |
|----------------|---------|--------------------|--------------------|--------------------|--------------------|--------------------|--------------------|--------------------|
| Media Domingos | 00h-24h | 1.826 <b>3,56%</b> | 1.329 <b>7,07%</b> | 1.454 <b>3,92%</b> | 1.706 <b>4,69%</b> | 1.752 <b>2,28%</b> | 1.488 <b>4,30%</b> | 1.592 <b>4,30%</b> |
|                | 06h-22h | 1.573 <b>3,50%</b> | 1.151 <b>5,65%</b> | 1.349 <b>2,67%</b> | 1.285 <b>4,82%</b> | 1.669 <b>1,80%</b> | 1.362 <b>3,52%</b> | 1.398 <b>3,66%</b> |
|                | 08h-14h | 699 <b>3,58%</b>   | 494 <b>6,68%</b>   | 540 <b>2,96%</b>   | 558 <b>2,87%</b>   | 817 <b>1,47%</b>   | 539 <b>3,90%</b>   | 608 <b>3,58%</b>   |



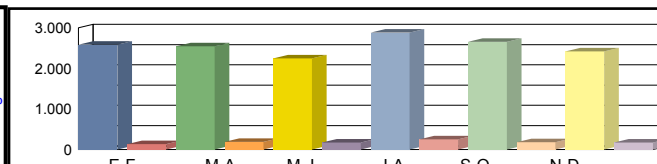
|               |         |                    |                    |                    |                    |                    |                    |                    |
|---------------|---------|--------------------|--------------------|--------------------|--------------------|--------------------|--------------------|--------------------|
| Media Sábados | 00h-24h | 1.652 <b>4,84%</b> | 1.546 <b>4,66%</b> | 1.525 <b>4,92%</b> | 1.857 <b>6,84%</b> | 2.157 <b>2,97%</b> | 1.956 <b>3,73%</b> | 1.782 <b>4,66%</b> |
|               | 06h-22h | 1.437 <b>3,62%</b> | 1.416 <b>4,10%</b> | 1.449 <b>4,49%</b> | 1.618 <b>6,12%</b> | 1.998 <b>2,85%</b> | 1.798 <b>3,23%</b> | 1.619 <b>4,07%</b> |
|               | 08h-14h | 629 <b>2,38%</b>   | 648 <b>3,55%</b>   | 583 <b>8,06%</b>   | 731 <b>8,07%</b>   | 809 <b>3,09%</b>   | 673 <b>4,46%</b>   | 679 <b>4,94%</b>   |



|                 |         |                    |                    |                    |                    |                    |                    |                    |
|-----------------|---------|--------------------|--------------------|--------------------|--------------------|--------------------|--------------------|--------------------|
| Media Laborales | 00h-24h | 2.919 <b>4,97%</b> | 2.991 <b>7,09%</b> | 2.554 <b>7,56%</b> | 3.325 <b>8,30%</b> | 2.936 <b>7,22%</b> | 2.696 <b>7,16%</b> | 2.904 <b>7,05%</b> |
|                 | 06h-22h | 2.713 <b>4,53%</b> | 2.823 <b>6,62%</b> | 2.317 <b>7,55%</b> | 3.085 <b>8,17%</b> | 2.709 <b>7,20%</b> | 2.518 <b>7,03%</b> | 2.694 <b>6,85%</b> |
|                 | 08h-14h | 1.015 <b>5,02%</b> | 1.079 <b>7,32%</b> | 970 <b>8,97%</b>   | 1.266 <b>8,53%</b> | 1.137 <b>9,32%</b> | 977 <b>9,93%</b>   | 1.074 <b>8,18%</b> |



|              |         |                    |                    |                    |                    |                    |                    |                           |
|--------------|---------|--------------------|--------------------|--------------------|--------------------|--------------------|--------------------|---------------------------|
| Media Diaria | 00h-24h | 2.582 <b>4,80%</b> | 2.547 <b>6,87%</b> | 2.249 <b>6,94%</b> | 2.884 <b>7,87%</b> | 2.656 <b>6,25%</b> | 2.417 <b>6,50%</b> | <b>2.556</b> <b>6,54%</b> |
|              | 06h-22h | 2.368 <b>4,35%</b> | 2.383 <b>6,34%</b> | 2.055 <b>6,81%</b> | 2.619 <b>7,75%</b> | 2.459 <b>6,18%</b> | 2.251 <b>6,31%</b> | <b>2.356</b> <b>6,29%</b> |
|              | 08h-14h | 915 <b>4,59%</b>   | 934 <b>6,96%</b>   | 853 <b>8,32%</b>   | 1.088 <b>8,09%</b> | 1.044 <b>7,76%</b> | 871 <b>8,84%</b>   | <b>951</b> <b>7,43%</b>   |



|              |   |         |         |         |         |         |         |         |
|--------------|---|---------|---------|---------|---------|---------|---------|---------|
| Coeficientes | N | 1,07593 | 1,05951 | 1,10229 | 1,07780 | 1,08379 | 1,07069 |         |
|              | L | 0,99486 | 0,97091 | 1,13704 | 0,87338 | 0,98910 | 1,07715 |         |
| Coeficiente  | S |         |         |         |         |         |         | 0,88026 |

Los datos en color negro corresponden al total de vehículos y los datos en color azul corresponden a vehículos pesados (en %)



Castilla-La Mancha

Consejería de Fomento

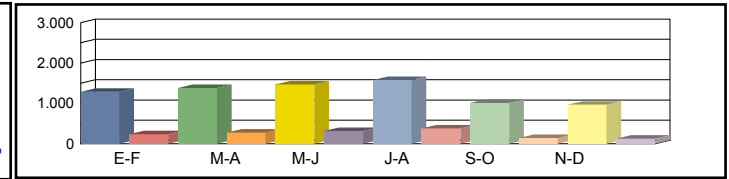
**Estación:** AB-150  
**Carretera:** CM-3201 p.k. 23,00 **Provincia:** ALBACETE  
**Ubicación:** Villarta - Límite Provincia Albacete-Villamalea  
**Año:** 2024  
**Tipo:** COBERTURA

Dirección General de Carreteras

| Ene-Feb | Mar-Abr | May-Jun | Jul-Ago | Sep-Oct | Nov-Dic | IMD |
|---------|---------|---------|---------|---------|---------|-----|
|---------|---------|---------|---------|---------|---------|-----|

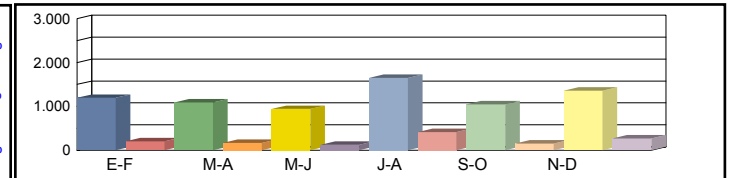
Media 00h-24h  
 Domingos 06h-22h  
 08h-14h

|              |              |              |              |              |            |              |
|--------------|--------------|--------------|--------------|--------------|------------|--------------|
| 1.290 15,75% | 1.385 16,92% | 1.469 17,95% | 1.582 19,33% | 1.016 12,41% | 970 11,85% | 1.285 15,70% |
| 1.138 14,63% | 1.279 16,44% | 1.382 17,76% | 1.183 15,21% | 954 12,27%   | 867 11,15% | 1.134 14,58% |
| 434 12,68%   | 574 16,77%   | 680 19,88%   | 478 13,97%   | 307 8,99%    | 316 9,25%  | 465 13,59%   |



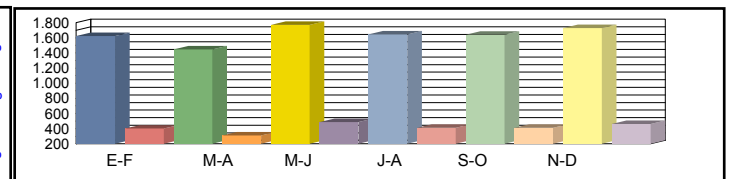
Media 00h-24h  
 Sábados 06h-22h  
 08h-14h

|              |              |            |              |              |              |              |
|--------------|--------------|------------|--------------|--------------|--------------|--------------|
| 1.195 14,61% | 1.089 13,31% | 941 11,50% | 1.651 20,17% | 1.046 12,78% | 1.361 16,62% | 1.214 14,83% |
| 1.084 13,93% | 960 12,34%   | 851 10,93% | 1.504 19,33% | 980 12,60%   | 1.265 16,26% | 1.107 14,23% |
| 603 17,62%   | 385 11,24%   | 341 9,97%  | 461 13,49%   | 435 12,72%   | 445 13,01%   | 445 13,01%   |



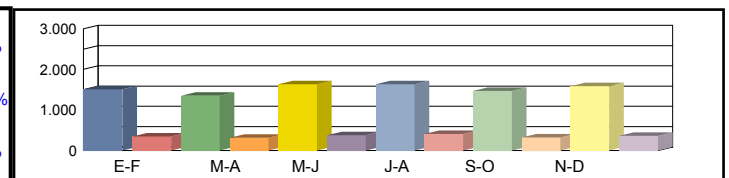
Media 00h-24h  
 Laborales 06h-22h  
 08h-14h

|              |              |              |              |              |              |              |
|--------------|--------------|--------------|--------------|--------------|--------------|--------------|
| 1.623 19,83% | 1.448 17,70% | 1.770 21,63% | 1.643 20,07% | 1.641 20,05% | 1.730 21,13% | 1.642 20,07% |
| 1.524 19,59% | 1.376 17,68% | 1.724 22,15% | 1.497 19,24% | 1.563 20,09% | 1.686 21,68% | 1.562 20,07% |
| 638 18,64%   | 597 17,47%   | 773 22,61%   | 637 18,62%   | 677 19,79%   | 724 21,17%   | 674 19,72%   |



Media 00h-24h  
 Diaria 06h-22h  
 08h-14h

|              |              |              |              |              |              |              |
|--------------|--------------|--------------|--------------|--------------|--------------|--------------|
| 1.510 18,66% | 1.346 18,64% | 1.636 18,53% | 1.636 19,96% | 1.467 17,92% | 1.587 18,39% | 1.530 18,68% |
| 1.398 18,43% | 1.264 18,46% | 1.583 18,45% | 1.437 19,28% | 1.393 17,90% | 1.533 18,27% | 1.435 18,47% |
| 595 18,47%   | 547 18,14%   | 719 18,40%   | 581 18,06%   | 590 17,24%   | 633 17,32%   | 611 17,94%   |



Coeficientes N  
 L  
 Coeficiente S

|  |  |  |  |  |  |  |
|--|--|--|--|--|--|--|
|  |  |  |  |  |  |  |
|  |  |  |  |  |  |  |
|  |  |  |  |  |  |  |

Los datos en color negro corresponden al total de vehículos y los datos en color azul corresponden a vehículos pesados (en %)



Castilla-La Mancha

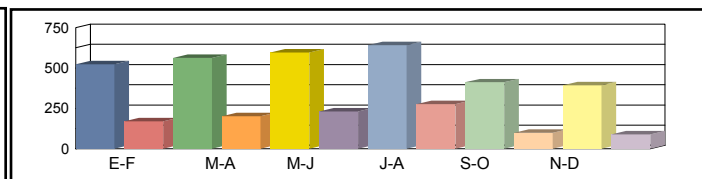
Consejería de Fomento

**Estación:** AB-150b  
**Carretera:** CM-3124 p.k. 55,00 **Provincia:** ALBACETE  
**Ubicación:** Int. CM-3222 - Villamalea  
**Año:** 2024  
**Tipo:** COBERTURA

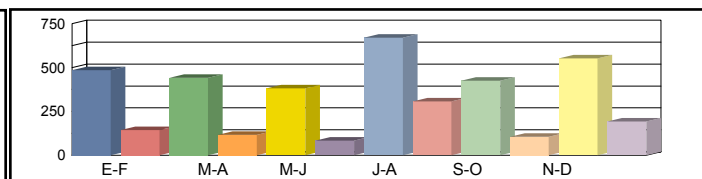
Dirección General de Carreteras

| Ene-Feb | Mar-Abr | May-Jun | Jul-Ago | Sep-Oct | Nov-Dic | IMD |
|---------|---------|---------|---------|---------|---------|-----|
|---------|---------|---------|---------|---------|---------|-----|

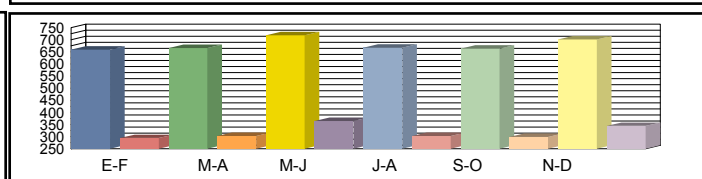
|                |         |            |            |            |            |            |            |            |
|----------------|---------|------------|------------|------------|------------|------------|------------|------------|
| Media Domingos | 00h-24h | 523 24,54% | 562 26,36% | 596 27,96% | 642 30,11% | 412 19,34% | 394 18,47% | 522 24,46% |
|                | 06h-22h | 438 22,41% | 492 25,19% | 531 27,22% | 455 23,30% | 367 18,79% | 334 17,08% | 436 22,33% |
|                | 08h-14h | 203 16,98% | 269 22,46% | 318 26,61% | 224 18,70% | 144 12,03% | 148 12,38% | 218 18,19% |



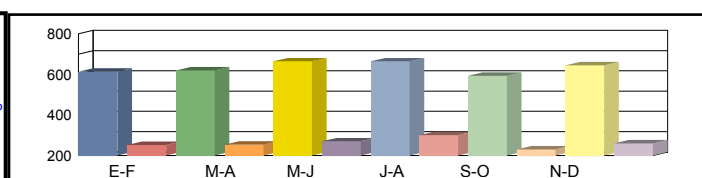
|               |         |            |            |            |            |            |            |            |
|---------------|---------|------------|------------|------------|------------|------------|------------|------------|
| Media Sábados | 00h-24h | 485 22,75% | 442 20,73% | 382 17,91% | 670 31,42% | 425 19,91% | 552 25,89% | 493 23,10% |
|               | 06h-22h | 417 21,35% | 369 18,91% | 327 16,75% | 578 29,62% | 377 19,31% | 487 24,92% | 426 21,81% |
|               | 08h-14h | 282 23,59% | 180 15,05% | 160 13,34% | 216 18,06% | 204 17,03% | 208 17,41% | 208 17,42% |



|                 |         |            |            |            |            |            |            |            |
|-----------------|---------|------------|------------|------------|------------|------------|------------|------------|
| Media Laborales | 00h-24h | 659 30,89% | 666 31,23% | 718 33,69% | 667 31,27% | 663 31,08% | 702 32,92% | 679 31,85% |
|                 | 06h-22h | 586 30,01% | 601 30,78% | 663 33,94% | 576 29,49% | 604 30,92% | 648 33,21% | 613 31,39% |
|                 | 08h-14h | 299 24,96% | 317 26,50% | 362 30,27% | 298 24,92% | 325 27,19% | 339 28,34% | 323 27,03% |



|              |         |            |            |            |            |            |            |                   |
|--------------|---------|------------|------------|------------|------------|------------|------------|-------------------|
| Media Diaria | 00h-24h | 613 29,06% | 619 29,04% | 664 28,86% | 664 31,10% | 593 27,92% | 644 28,65% | <b>633 29,10%</b> |
|              | 06h-22h | 538 28,24% | 552 28,29% | 609 28,27% | 553 29,55% | 538 27,43% | 589 27,99% | <b>563 28,29%</b> |
|              | 08h-14h | 279 24,72% | 291 24,29% | 337 24,63% | 272 24,18% | 283 23,08% | 297 23,18% | <b>293 24,01%</b> |



|              |   |  |  |  |  |  |  |  |
|--------------|---|--|--|--|--|--|--|--|
| Coeficientes | N |  |  |  |  |  |  |  |
|              | L |  |  |  |  |  |  |  |
| Coeficiente  | S |  |  |  |  |  |  |  |

Los datos en color negro corresponden al total de vehículos y los datos en color azul corresponden a vehículos pesados (en %)



**Castilla-La Mancha**

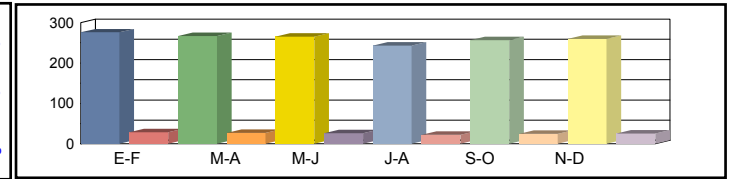
Consejería de Fomento

**Estación:** AB-153  
**Carretera:** CM-3201 p.k. 66,00 **Provincia:** ALBACETE  
**Ubicación:** Alcalá del Júcar - Alatoz  
**Año:** 2024  
**Tipo:** COBERTURA

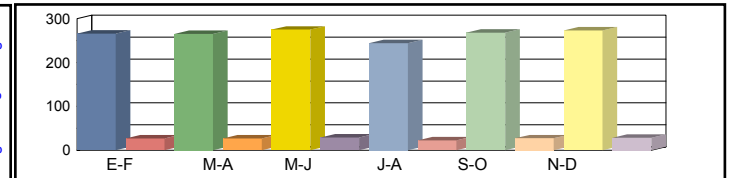
**Dirección General de Carreteras**

| Ene-Feb | Mar-Abr | May-Jun | Jul-Ago | Sep-Oct | Nov-Dic | IMD |
|---------|---------|---------|---------|---------|---------|-----|
|---------|---------|---------|---------|---------|---------|-----|

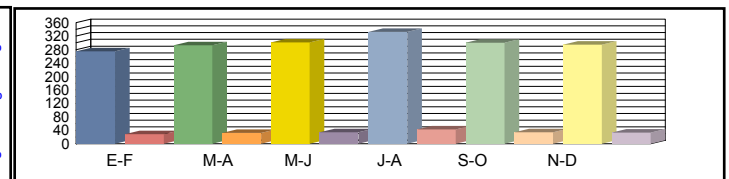
|                |         |                  |                  |                  |                  |                  |                  |                  |
|----------------|---------|------------------|------------------|------------------|------------------|------------------|------------------|------------------|
| Media Domingos | 00h-24h | 276 <b>9,51%</b> | 267 <b>9,22%</b> | 265 <b>9,14%</b> | 243 <b>8,39%</b> | 257 <b>8,85%</b> | 260 <b>8,96%</b> | 261 <b>9,01%</b> |
|                | 06h-22h | 216 <b>5,18%</b> | 211 <b>5,06%</b> | 209 <b>5,01%</b> | 188 <b>4,51%</b> | 193 <b>4,63%</b> | 203 <b>4,86%</b> | 203 <b>4,88%</b> |
|                | 08h-14h | 92 <b>6,35%</b>  | 91 <b>6,26%</b>  | 90 <b>6,18%</b>  | 75 <b>5,12%</b>  | 79 <b>5,39%</b>  | 79 <b>5,45%</b>  | 84 <b>5,79%</b>  |



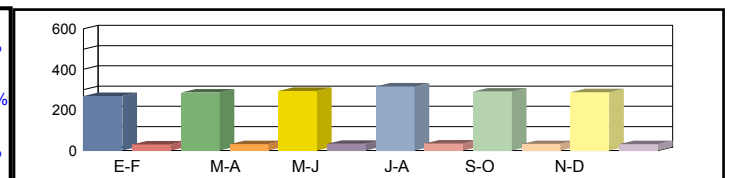
|               |         |                  |                  |                  |                  |                  |                  |                  |
|---------------|---------|------------------|------------------|------------------|------------------|------------------|------------------|------------------|
| Media Sábados | 00h-24h | 266 <b>9,16%</b> | 265 <b>9,15%</b> | 275 <b>9,48%</b> | 244 <b>8,42%</b> | 268 <b>9,22%</b> | 273 <b>9,40%</b> | 265 <b>9,14%</b> |
|               | 06h-22h | 207 <b>4,95%</b> | 208 <b>4,99%</b> | 214 <b>5,12%</b> | 189 <b>4,52%</b> | 205 <b>4,91%</b> | 212 <b>5,08%</b> | 206 <b>4,93%</b> |
|               | 08h-14h | 99 <b>6,77%</b>  | 103 <b>7,07%</b> | 111 <b>7,61%</b> | 93 <b>6,35%</b>  | 99 <b>6,80%</b>  | 97 <b>6,68%</b>  | 100 <b>6,88%</b> |



|                 |         |                  |                   |                   |                   |                   |                   |                   |
|-----------------|---------|------------------|-------------------|-------------------|-------------------|-------------------|-------------------|-------------------|
| Media Laborales | 00h-24h | 275 <b>9,49%</b> | 293 <b>10,10%</b> | 301 <b>10,37%</b> | 333 <b>11,48%</b> | 300 <b>10,33%</b> | 295 <b>10,17%</b> | 300 <b>10,32%</b> |
|                 | 06h-22h | 222 <b>5,30%</b> | 232 <b>5,56%</b>  | 236 <b>5,65%</b>  | 258 <b>6,17%</b>  | 237 <b>5,68%</b>  | 233 <b>5,58%</b>  | 236 <b>5,66%</b>  |
|                 | 08h-14h | 94 <b>6,47%</b>  | 99 <b>6,80%</b>   | 99 <b>6,78%</b>   | 112 <b>7,70%</b>  | 105 <b>7,19%</b>  | 101 <b>6,93%</b>  | 102 <b>6,98%</b>  |



|              |         |                  |                  |                  |                  |                  |                  |                         |
|--------------|---------|------------------|------------------|------------------|------------------|------------------|------------------|-------------------------|
| Media Diaria | 00h-24h | 269 <b>9,93%</b> | 285 <b>9,89%</b> | 294 <b>9,92%</b> | 316 <b>9,67%</b> | 290 <b>9,85%</b> | 287 <b>9,89%</b> | <b>290</b> <b>9,86%</b> |
|              | 06h-22h | 216 <b>5,43%</b> | 225 <b>5,42%</b> | 230 <b>5,43%</b> | 244 <b>5,27%</b> | 227 <b>5,35%</b> | 226 <b>5,41%</b> | <b>228</b> <b>5,39%</b> |
|              | 08h-14h | 93 <b>6,83%</b>  | 98 <b>6,85%</b>  | 99 <b>6,92%</b>  | 106 <b>6,59%</b> | 101 <b>6,69%</b> | 97 <b>6,68%</b>  | <b>99</b> <b>6,76%</b>  |



|              |   |  |  |  |  |  |  |  |
|--------------|---|--|--|--|--|--|--|--|
| Coeficientes | N |  |  |  |  |  |  |  |
|              | L |  |  |  |  |  |  |  |
| Coeficiente  | S |  |  |  |  |  |  |  |

Los datos en color negro corresponden al total de vehículos y los datos en color azul corresponden a vehículos pesados (en %)





**Castilla-La Mancha**

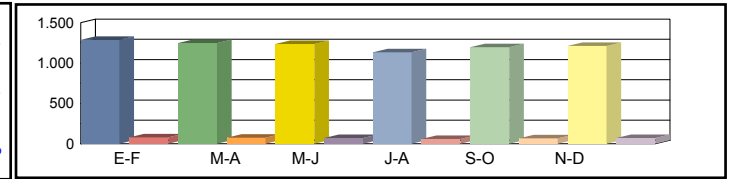
Consejería de Fomento

**Estación:** AB-155  
**Carretera:** CM-332 p.k. 31,00 **Provincia:** ALBACETE  
**Ubicación:** Casas de Juan Nuñez - Int. CM-3227  
**Año:** 2024  
**Tipo:** COBERTURA

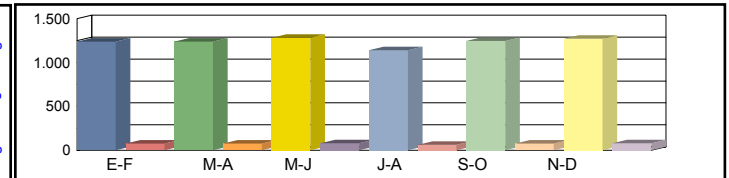
**Dirección General de Carreteras**

| Ene-Feb | Mar-Abr | May-Jun | Jul-Ago | Sep-Oct | Nov-Dic | IMD |
|---------|---------|---------|---------|---------|---------|-----|
|---------|---------|---------|---------|---------|---------|-----|

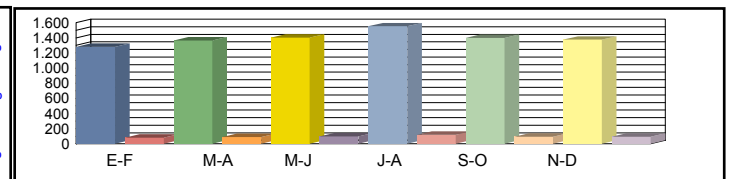
|                |         |                    |                    |                    |                    |                    |                    |                    |
|----------------|---------|--------------------|--------------------|--------------------|--------------------|--------------------|--------------------|--------------------|
| Media Domingos | 00h-24h | 1.286 <b>5,92%</b> | 1.247 <b>5,74%</b> | 1.235 <b>5,68%</b> | 1.134 <b>5,22%</b> | 1.196 <b>5,50%</b> | 1.212 <b>5,58%</b> | 1.218 <b>5,61%</b> |
|                | 06h-22h | 1.203 <b>4,44%</b> | 1.175 <b>4,34%</b> | 1.165 <b>4,30%</b> | 1.048 <b>3,87%</b> | 1.076 <b>3,97%</b> | 1.130 <b>4,17%</b> | 1.133 <b>4,18%</b> |
|                | 08h-14h | 685 <b>2,69%</b>   | 675 <b>2,66%</b>   | 667 <b>2,62%</b>   | 553 <b>2,17%</b>   | 582 <b>2,29%</b>   | 588 <b>2,31%</b>   | 625 <b>2,46%</b>   |



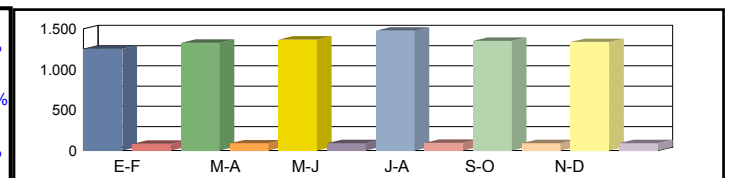
|               |         |                    |                    |                    |                    |                    |                    |                    |
|---------------|---------|--------------------|--------------------|--------------------|--------------------|--------------------|--------------------|--------------------|
| Media Sábados | 00h-24h | 1.239 <b>5,70%</b> | 1.237 <b>5,69%</b> | 1.282 <b>5,90%</b> | 1.139 <b>5,24%</b> | 1.247 <b>5,74%</b> | 1.271 <b>5,85%</b> | 1.236 <b>5,69%</b> |
|               | 06h-22h | 1.151 <b>4,25%</b> | 1.159 <b>4,28%</b> | 1.190 <b>4,39%</b> | 1.049 <b>3,87%</b> | 1.141 <b>4,21%</b> | 1.180 <b>4,36%</b> | 1.145 <b>4,23%</b> |
|               | 08h-14h | 731 <b>2,88%</b>   | 763 <b>3,00%</b>   | 821 <b>3,23%</b>   | 685 <b>2,69%</b>   | 734 <b>2,89%</b>   | 721 <b>2,83%</b>   | 742 <b>2,92%</b>   |



|                 |         |                    |                    |                    |                    |                    |                    |                    |
|-----------------|---------|--------------------|--------------------|--------------------|--------------------|--------------------|--------------------|--------------------|
| Media Laborales | 00h-24h | 1.282 <b>5,90%</b> | 1.365 <b>6,28%</b> | 1.402 <b>6,45%</b> | 1.552 <b>7,14%</b> | 1.397 <b>6,43%</b> | 1.375 <b>6,33%</b> | 1.396 <b>6,42%</b> |
|                 | 06h-22h | 1.232 <b>4,55%</b> | 1.291 <b>4,77%</b> | 1.313 <b>4,85%</b> | 1.432 <b>5,29%</b> | 1.319 <b>4,87%</b> | 1.296 <b>4,78%</b> | 1.314 <b>4,85%</b> |
|                 | 08h-14h | 698 <b>2,74%</b>   | 734 <b>2,88%</b>   | 732 <b>2,88%</b>   | 831 <b>3,27%</b>   | 776 <b>3,05%</b>   | 748 <b>2,94%</b>   | 753 <b>2,96%</b>   |



|              |         |                    |                    |                    |                    |                    |                    |                           |
|--------------|---------|--------------------|--------------------|--------------------|--------------------|--------------------|--------------------|---------------------------|
| Media Diaria | 00h-24h | 1.252 <b>6,18%</b> | 1.327 <b>6,15%</b> | 1.368 <b>6,17%</b> | 1.475 <b>6,01%</b> | 1.352 <b>6,13%</b> | 1.337 <b>6,15%</b> | <b>1.352</b> <b>6,13%</b> |
|              | 06h-22h | 1.200 <b>4,66%</b> | 1.254 <b>4,65%</b> | 1.279 <b>4,66%</b> | 1.354 <b>4,52%</b> | 1.265 <b>4,59%</b> | 1.256 <b>4,64%</b> | <b>1.268</b> <b>4,62%</b> |
|              | 08h-14h | 687 <b>2,90%</b>   | 726 <b>2,91%</b>   | 731 <b>2,94%</b>   | 790 <b>2,80%</b>   | 749 <b>2,84%</b>   | 721 <b>2,84%</b>   | <b>734</b> <b>2,87%</b>   |



|              |   |  |  |  |  |  |  |  |
|--------------|---|--|--|--|--|--|--|--|
| Coeficientes | N |  |  |  |  |  |  |  |
|              | L |  |  |  |  |  |  |  |
| Coeficiente  | S |  |  |  |  |  |  |  |

Los datos en color negro corresponden al total de vehículos y los datos en color azul corresponden a vehículos pesados (en %)



Castilla-La Mancha

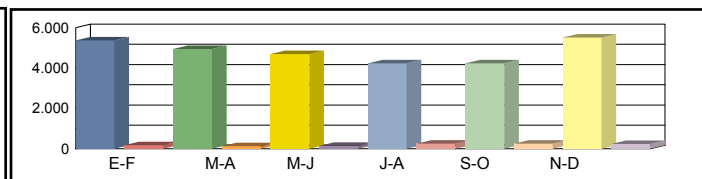
Consejería de Fomento

**Estación:** AB-164  
**Carretera:** CM-332 p.k. 1,00 **Provincia:** ALBACETE  
**Ubicación:** Albacete - Int. CM-3218  
**Año:** 2024  
**Tipo:** PRIMARIA

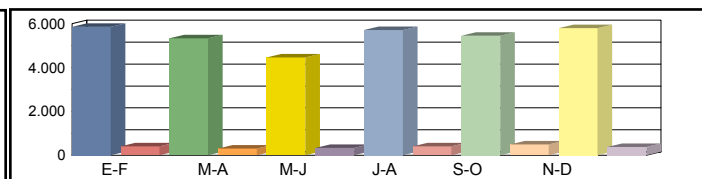
Dirección General de Carreteras

|  | Ene-Feb | Mar-Abr | May-Jun | Jul-Ago | Sep-Oct | Nov-Dic | IMD |
|--|---------|---------|---------|---------|---------|---------|-----|
|--|---------|---------|---------|---------|---------|---------|-----|

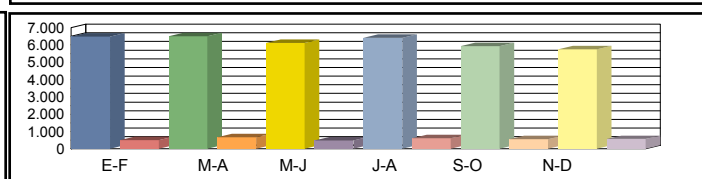
|                |         |             |             |             |             |             |             |             |
|----------------|---------|-------------|-------------|-------------|-------------|-------------|-------------|-------------|
| Media Domingos | 00h-24h | 5.363 3,17% | 4.949 2,59% | 4.691 3,15% | 4.229 5,91% | 4.231 5,91% | 5.509 4,34% | 4.829 4,18% |
|                | 06h-22h | 4.468 2,35% | 4.596 2,22% | 4.338 2,44% | 3.710 6,17% | 3.907 5,20% | 4.991 3,99% | 4.335 3,73% |
|                | 08h-14h | 1.817 2,09% | 2.060 1,75% | 1.532 2,28% | 1.288 9,16% | 1.327 6,18% | 1.540 5,39% | 1.594 4,48% |



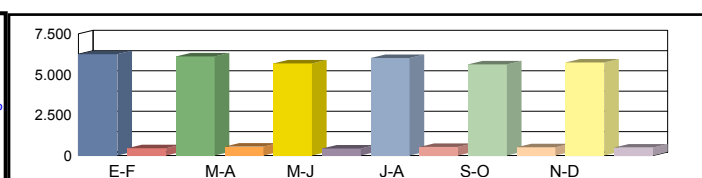
|               |         |             |             |             |             |             |             |             |
|---------------|---------|-------------|-------------|-------------|-------------|-------------|-------------|-------------|
| Media Sábados | 00h-24h | 5.862 6,50% | 5.335 5,38% | 4.459 7,02% | 5.704 6,56% | 5.447 8,32% | 5.800 6,10% | 5.434 6,65% |
|               | 06h-22h | 5.206 6,24% | 4.769 5,07% | 3.995 6,11% | 5.338 6,50% | 4.952 7,88% | 5.372 5,36% | 4.939 6,19% |
|               | 08h-14h | 1.978 9,10% | 2.060 5,49% | 1.679 7,27% | 2.786 7,04% | 2.150 8,19% | 2.495 6,09% | 2.191 7,19% |



|                 |         |              |              |             |              |              |              |              |
|-----------------|---------|--------------|--------------|-------------|--------------|--------------|--------------|--------------|
| Media Laborales | 00h-24h | 6.493 7,27%  | 6.498 9,40%  | 6.111 7,46% | 6.418 8,71%  | 5.934 8,61%  | 5.753 8,99%  | 6.201 8,41%  |
|                 | 06h-22h | 6.022 6,84%  | 6.122 9,18%  | 5.696 6,67% | 5.999 8,68%  | 5.571 8,01%  | 5.365 8,56%  | 5.796 7,99%  |
|                 | 08h-14h | 2.302 10,56% | 2.473 11,52% | 2.244 8,11% | 2.586 10,98% | 2.215 10,34% | 2.187 10,56% | 2.334 10,35% |



|              |         |             |             |             |              |             |             |                    |
|--------------|---------|-------------|-------------|-------------|--------------|-------------|-------------|--------------------|
| Media Diaria | 00h-24h | 6.241 6,67% | 6.110 8,10% | 5.673 6,91% | 6.003 8,13%  | 5.621 8,27% | 5.725 7,93% | <b>5.896 7,67%</b> |
|              | 06h-22h | 5.684 6,26% | 5.711 7,90% | 5.259 6,10% | 5.578 8,16%  | 5.245 7,68% | 5.313 7,49% | <b>5.465 7,27%</b> |
|              | 08h-14h | 2.186 9,33% | 2.355 9,55% | 2.062 7,42% | 2.429 10,21% | 2.079 9,62% | 2.138 9,26% | <b>2.208 9,23%</b> |



|              |   |         |         |         |         |         |         |         |
|--------------|---|---------|---------|---------|---------|---------|---------|---------|
| Coeficientes | N | 1,07821 | 1,06142 | 1,07286 | 1,06984 | 1,06516 | 1,07232 |         |
|              | L | 0,95503 | 0,95429 | 1,01473 | 0,96619 | 1,04499 | 1,07787 |         |
| Coeficiente  | S |         |         |         |         |         |         | 0,95072 |

Los datos en color negro corresponden al total de vehículos y los datos en color azul corresponden a vehículos pesados (en %)



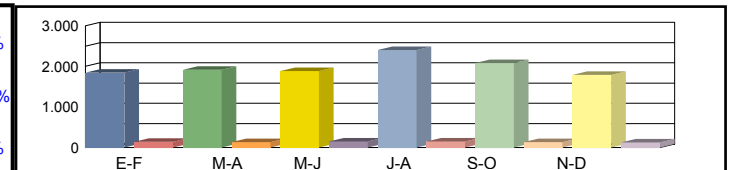
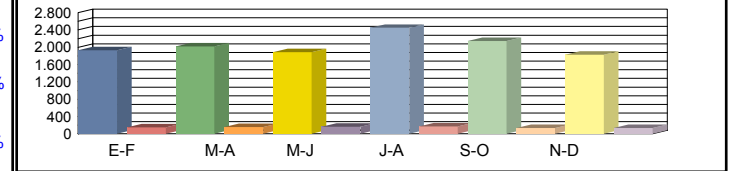
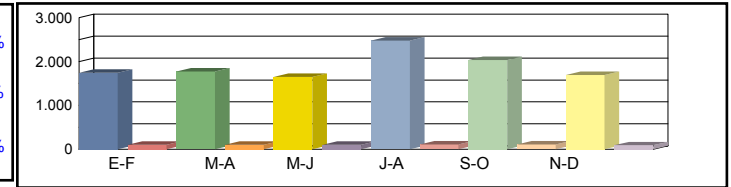
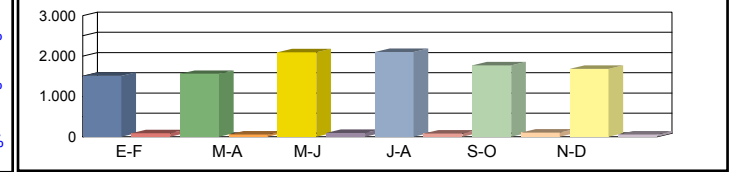
Castilla-La Mancha

Consejería de Fomento

**Estación:** AB-168  
**Carretera:** CM-412 p.k. 282,50 **Provincia:** ALBACETE  
**Ubicación:** Cordovilla - Albatana  
**Año:** 2024  
**Tipo:** PRIMARIA

Dirección General de Carreteras

|  | Ene-Feb | Mar-Abr | May-Jun | Jul-Ago | Sep-Oct | Nov-Dic | IMD |
|--|---------|---------|---------|---------|---------|---------|-----|
|--|---------|---------|---------|---------|---------|---------|-----|



|              |   |         |         |         |         |         |         |         |
|--------------|---|---------|---------|---------|---------|---------|---------|---------|
| Coeficientes | N | 1,06929 | 1,09361 | 1,11452 | 1,21217 | 1,08274 | 1,05239 |         |
|              | L | 1,05962 | 1,01138 | 1,08263 | 0,83395 | 0,95247 | 1,11816 |         |
| Coeficiente  | S |         |         |         |         |         |         | 0,97155 |

Los datos en color negro corresponden al total de vehículos y los datos en color azul corresponden a vehículos pesados (en %)



Castilla-La Mancha

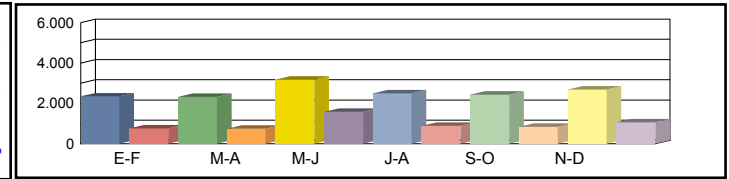
Consejería de Fomento

**Estación:** AB-168a  
**Carretera:** CM-412 p.k. 277,00 **Provincia:** ALBACETE  
**Ubicación:** Enlace CM-313 (Hellín) - Cordovilla  
**Año:** 2024  
**Tipo:** COBERTURA

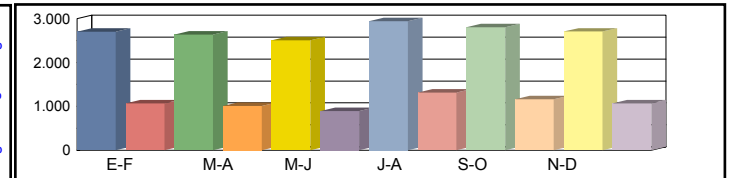
Dirección General de Carreteras

|  | Ene-Feb | Mar-Abr | May-Jun | Jul-Ago | Sep-Oct | Nov-Dic | IMD |
|--|---------|---------|---------|---------|---------|---------|-----|
|--|---------|---------|---------|---------|---------|---------|-----|

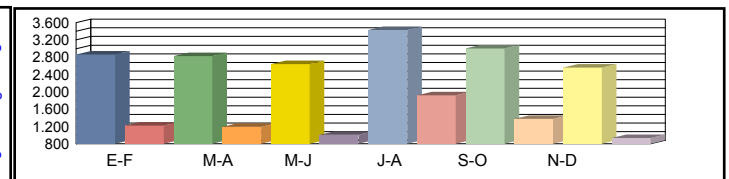
|                |         |                     |                     |                     |                     |                     |                     |                     |
|----------------|---------|---------------------|---------------------|---------------------|---------------------|---------------------|---------------------|---------------------|
| Media Domingos | 00h-24h | 2.349 <b>24,59%</b> | 2.327 <b>24,37%</b> | 3.175 <b>33,25%</b> | 2.499 <b>26,17%</b> | 2.441 <b>25,56%</b> | 2.695 <b>28,21%</b> | 2.581 <b>27,02%</b> |
|                | 06h-22h | 2.163 <b>23,26%</b> | 2.141 <b>23,02%</b> | 2.978 <b>32,01%</b> | 2.145 <b>23,06%</b> | 2.224 <b>23,91%</b> | 2.515 <b>27,04%</b> | 2.361 <b>25,38%</b> |
|                | 08h-14h | 593 <b>9,95%</b>    | 612 <b>10,27%</b>   | 1.190 <b>19,96%</b> | 821 <b>13,78%</b>   | 818 <b>13,72%</b>   | 715 <b>11,99%</b>   | 792 <b>13,28%</b>   |



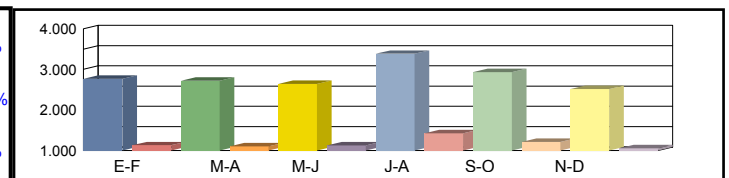
|               |         |                     |                     |                     |                     |                     |                     |                     |
|---------------|---------|---------------------|---------------------|---------------------|---------------------|---------------------|---------------------|---------------------|
| Media Sábados | 00h-24h | 2.703 <b>28,30%</b> | 2.639 <b>27,63%</b> | 2.506 <b>26,23%</b> | 2.944 <b>30,83%</b> | 2.803 <b>29,35%</b> | 2.706 <b>28,33%</b> | 2.717 <b>28,44%</b> |
|               | 06h-22h | 2.607 <b>28,03%</b> | 2.468 <b>26,53%</b> | 2.334 <b>25,10%</b> | 2.539 <b>27,29%</b> | 2.662 <b>28,61%</b> | 2.446 <b>26,29%</b> | 2.509 <b>26,98%</b> |
|               | 08h-14h | 959 <b>16,08%</b>   | 1.372 <b>23,02%</b> | 1.122 <b>18,83%</b> | 946 <b>15,88%</b>   | 1.283 <b>21,53%</b> | 1.014 <b>17,01%</b> | 1.116 <b>18,72%</b> |



|                 |         |                     |                     |                     |                     |                     |                     |                     |
|-----------------|---------|---------------------|---------------------|---------------------|---------------------|---------------------|---------------------|---------------------|
| Media Laborales | 00h-24h | 2.861 <b>29,95%</b> | 2.829 <b>29,62%</b> | 2.643 <b>27,67%</b> | 3.431 <b>35,92%</b> | 3.004 <b>31,45%</b> | 2.559 <b>26,79%</b> | 2.888 <b>30,23%</b> |
|                 | 06h-22h | 2.716 <b>29,20%</b> | 2.716 <b>29,20%</b> | 2.490 <b>26,76%</b> | 2.972 <b>31,95%</b> | 2.913 <b>31,31%</b> | 2.553 <b>27,44%</b> | 2.727 <b>29,31%</b> |
|                 | 08h-14h | 1.153 <b>19,34%</b> | 1.085 <b>18,20%</b> | 1.085 <b>18,20%</b> | 1.163 <b>19,51%</b> | 1.231 <b>20,65%</b> | 1.078 <b>18,08%</b> | 1.132 <b>19,00%</b> |



|              |         |                     |                     |                     |                     |                     |                     |                            |
|--------------|---------|---------------------|---------------------|---------------------|---------------------|---------------------|---------------------|----------------------------|
| Media Diaria | 00h-24h | 2.765 <b>28,95%</b> | 2.722 <b>28,82%</b> | 2.638 <b>29,89%</b> | 3.383 <b>29,54%</b> | 2.932 <b>29,24%</b> | 2.518 <b>29,47%</b> | <b>2.826</b> <b>29,32%</b> |
|              | 06h-22h | 2.621 <b>28,18%</b> | 2.598 <b>27,93%</b> | 2.474 <b>29,01%</b> | 2.855 <b>28,05%</b> | 2.829 <b>28,36%</b> | 2.490 <b>28,47%</b> | <b>2.644</b> <b>28,33%</b> |
|              | 08h-14h | 1.045 <b>17,53%</b> | 1.042 <b>18,57%</b> | 1.086 <b>19,36%</b> | 1.085 <b>18,05%</b> | 1.200 <b>18,85%</b> | 1.001 <b>17,96%</b> | <b>1.076</b> <b>18,39%</b> |



|              |   |  |  |  |  |  |  |  |
|--------------|---|--|--|--|--|--|--|--|
| Coeficientes | N |  |  |  |  |  |  |  |
|              | L |  |  |  |  |  |  |  |
| Coeficiente  | S |  |  |  |  |  |  |  |

Los datos en color negro corresponden al total de vehículos y los datos en color azul corresponden a vehículos pesados (en %)



Castilla-La Mancha

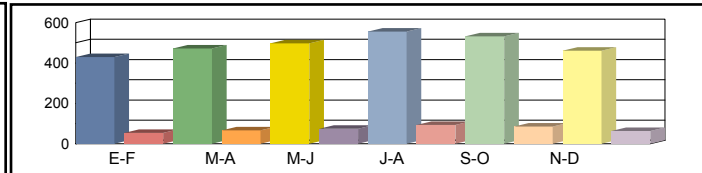
Consejería de Fomento

**Estación:** AB-168b  
**Carretera:** CM-3259 p.k. 4,00 **Provincia:** ALBACETE  
**Ubicación:** Albatana - Límite Provincia con Murcia  
**Año:** 2024  
**Tipo:** COBERTURA

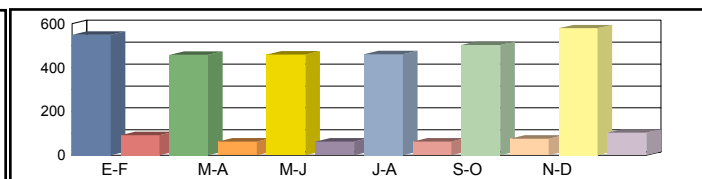
Dirección General de Carreteras

|  | Ene-Feb | Mar-Abr | May-Jun | Jul-Ago | Sep-Oct | Nov-Dic | IMD |
|--|---------|---------|---------|---------|---------|---------|-----|
|--|---------|---------|---------|---------|---------|---------|-----|

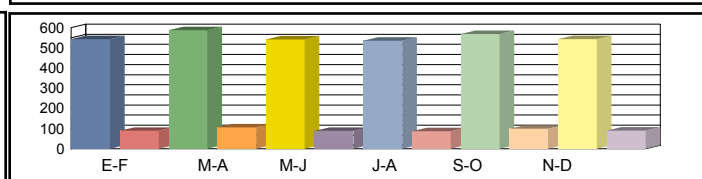
|                |         |            |            |            |            |            |            |            |
|----------------|---------|------------|------------|------------|------------|------------|------------|------------|
| Media Domingos | 00h-24h | 430 11,24% | 473 12,36% | 498 12,99% | 556 14,52% | 532 13,90% | 461 12,04% | 492 12,84% |
|                | 06h-22h | 368 7,57%  | 387 7,96%  | 417 8,58%  | 452 9,28%  | 454 9,33%  | 393 8,07%  | 412 8,46%  |
|                | 08h-14h | 76 7,13%   | 93 8,66%   | 111 10,40% | 168 15,70% | 121 11,32% | 61 5,65%   | 105 9,81%  |



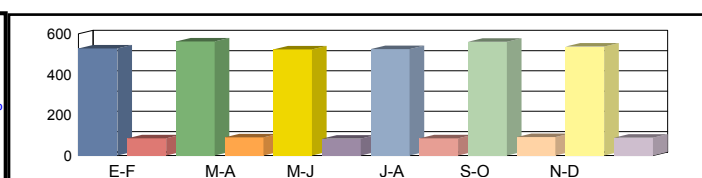
|               |         |            |            |            |            |            |            |            |
|---------------|---------|------------|------------|------------|------------|------------|------------|------------|
| Media Sábados | 00h-24h | 549 14,33% | 458 11,95% | 459 11,99% | 460 12,02% | 503 13,13% | 579 15,13% | 501 13,09% |
|               | 06h-22h | 462 9,50%  | 392 8,05%  | 392 8,05%  | 385 7,92%  | 434 8,92%  | 492 10,12% | 426 8,76%  |
|               | 08h-14h | 145 13,56% | 137 12,79% | 138 12,92% | 146 13,63% | 173 16,19% | 178 16,61% | 153 14,29% |



|                 |         |            |            |            |            |            |            |            |
|-----------------|---------|------------|------------|------------|------------|------------|------------|------------|
| Media Laborales | 00h-24h | 543 14,18% | 587 15,33% | 541 14,13% | 535 13,97% | 569 14,85% | 544 14,21% | 553 14,44% |
|                 | 06h-22h | 468 9,62%  | 511 10,51% | 459 9,43%  | 458 9,40%  | 491 10,09% | 473 9,72%  | 477 9,79%  |
|                 | 08h-14h | 150 14,00% | 166 15,50% | 144 13,47% | 142 13,23% | 154 14,38% | 158 14,77% | 152 14,22% |



|              |         |            |            |            |            |            |            |            |
|--------------|---------|------------|------------|------------|------------|------------|------------|------------|
| Media Diaria | 00h-24h | 528 13,78% | 563 13,60% | 523 13,70% | 525 13,92% | 561 13,99% | 537 14,01% | 540 13,83% |
|              | 06h-22h | 453 9,31%  | 487 9,15%  | 441 9,24%  | 444 9,33%  | 484 9,48%  | 466 9,47%  | 462 9,33%  |
|              | 08h-14h | 139 12,96% | 155 13,06% | 137 13,33% | 144 14,19% | 153 13,93% | 149 13,18% | 146 13,44% |



|              |   |  |  |  |  |  |  |
|--------------|---|--|--|--|--|--|--|
| Coeficientes | N |  |  |  |  |  |  |
|              | L |  |  |  |  |  |  |
| Coeficiente  | S |  |  |  |  |  |  |

Los datos en color negro corresponden al total de vehículos y los datos en color azul corresponden a vehículos pesados (en %)



**Castilla-La Mancha**

Consejería de Fomento

**Estación:** AB-18  
**Carretera:** CM-412 p.k. 319,00 **Provincia:** ALBACETE  
**Ubicación:** Fuente Álamo - Montealegre  
**Año:** 2024  
**Tipo:** COBERTURA

**Dirección General de Carreteras**

| Ene-Feb | Mar-Abr | May-Jun | Jul-Ago | Sep-Oct | Nov-Dic | IMD |
|---------|---------|---------|---------|---------|---------|-----|
|---------|---------|---------|---------|---------|---------|-----|

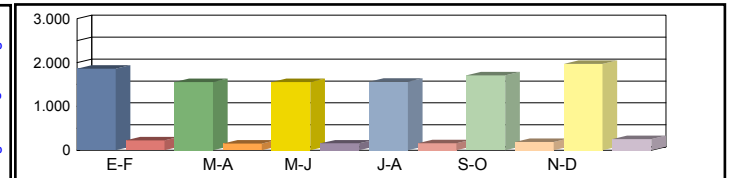
Media 00h-24h  
 Domingos 06h-22h  
 08h-14h

|                    |                    |                    |                     |                     |                    |                    |
|--------------------|--------------------|--------------------|---------------------|---------------------|--------------------|--------------------|
| 1.460 <b>8,56%</b> | 1.605 <b>9,42%</b> | 1.688 <b>9,90%</b> | 1.885 <b>11,06%</b> | 1.806 <b>10,59%</b> | 1.564 <b>9,17%</b> | 1.668 <b>9,78%</b> |
| 1.323 <b>8,43%</b> | 1.392 <b>8,86%</b> | 1.499 <b>9,55%</b> | 1.623 <b>10,34%</b> | 1.631 <b>10,39%</b> | 1.411 <b>8,99%</b> | 1.480 <b>9,43%</b> |
| 307 <b>7,19%</b>   | 372 <b>8,73%</b>   | 447 <b>10,49%</b>  | 675 <b>15,84%</b>   | 487 <b>11,42%</b>   | 243 <b>5,70%</b>   | 422 <b>9,90%</b>   |



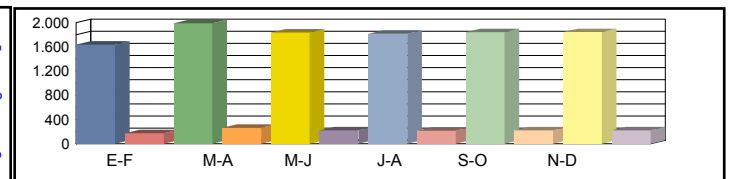
Media 00h-24h  
 Sábados 06h-22h  
 08h-14h

|                     |                    |                    |                    |                     |                     |                    |
|---------------------|--------------------|--------------------|--------------------|---------------------|---------------------|--------------------|
| 1.861 <b>10,91%</b> | 1.552 <b>9,10%</b> | 1.557 <b>9,13%</b> | 1.561 <b>9,16%</b> | 1.706 <b>10,00%</b> | 1.966 <b>11,53%</b> | 1.700 <b>9,97%</b> |
| 1.661 <b>10,58%</b> | 1.407 <b>8,96%</b> | 1.407 <b>8,97%</b> | 1.384 <b>8,82%</b> | 1.560 <b>9,94%</b>  | 1.768 <b>11,27%</b> | 1.531 <b>9,75%</b> |
| 583 <b>13,68%</b>   | 550 <b>12,90%</b>  | 556 <b>13,04%</b>  | 586 <b>13,75%</b>  | 696 <b>16,33%</b>   | 714 <b>16,76%</b>   | 614 <b>14,41%</b>  |



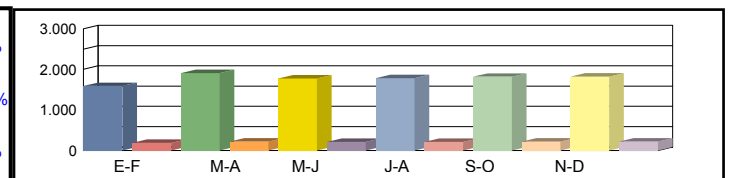
Media 00h-24h  
 Laborales 06h-22h  
 08h-14h

|                    |                     |                     |                     |                     |                     |                     |
|--------------------|---------------------|---------------------|---------------------|---------------------|---------------------|---------------------|
| 1.635 <b>9,59%</b> | 1.991 <b>11,68%</b> | 1.836 <b>10,77%</b> | 1.815 <b>10,65%</b> | 1.842 <b>10,80%</b> | 1.845 <b>10,82%</b> | 1.827 <b>10,72%</b> |
| 1.495 <b>9,52%</b> | 1.837 <b>11,70%</b> | 1.649 <b>10,51%</b> | 1.644 <b>10,47%</b> | 1.681 <b>10,71%</b> | 1.699 <b>10,82%</b> | 1.668 <b>10,62%</b> |
| 542 <b>12,72%</b>  | 667 <b>15,64%</b>   | 579 <b>13,58%</b>   | 569 <b>13,34%</b>   | 602 <b>14,12%</b>   | 635 <b>14,90%</b>   | 599 <b>14,05%</b>   |



Media 00h-24h  
 Diaria 06h-22h  
 08h-14h

|                     |                     |                     |                     |                     |                     |                            |
|---------------------|---------------------|---------------------|---------------------|---------------------|---------------------|----------------------------|
| 1.589 <b>10,50%</b> | 1.910 <b>10,36%</b> | 1.774 <b>10,44%</b> | 1.782 <b>10,60%</b> | 1.817 <b>10,66%</b> | 1.823 <b>10,67%</b> | <b>1.782</b> <b>10,54%</b> |
| 1.447 <b>10,36%</b> | 1.749 <b>10,20%</b> | 1.585 <b>10,29%</b> | 1.594 <b>10,38%</b> | 1.656 <b>10,55%</b> | 1.673 <b>10,54%</b> | <b>1.617</b> <b>10,39%</b> |
| 502 <b>13,07%</b>   | 622 <b>13,18%</b>   | 551 <b>13,45%</b>   | 577 <b>14,31%</b>   | 599 <b>14,05%</b>   | 598 <b>13,29%</b>   | <b>575</b> <b>13,56%</b>   |



Coeficientes N  
 L  
 Coeficiente S

|  |  |  |  |  |  |  |
|--|--|--|--|--|--|--|
|  |  |  |  |  |  |  |
|  |  |  |  |  |  |  |

Los datos en color negro corresponden al total de vehículos y los datos en color azul corresponden a vehículos pesados (en %)



**Castilla-La Mancha**

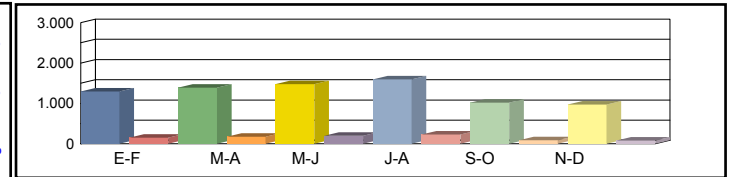
Consejería de Fomento

**Estación:** AB-200  
**Carretera:** CM-3226 p.k. 11,00 **Provincia:** ALBACETE  
**Ubicación:** Navas de Jorquera - Cenizate  
**Año:** 2024  
**Tipo:** COBERTURA

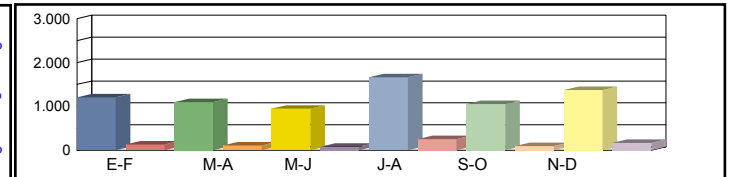
**Dirección General de Carreteras**

|  | Ene-Feb | Mar-Abr | May-Jun | Jul-Ago | Sep-Oct | Nov-Dic | IMD |
|--|---------|---------|---------|---------|---------|---------|-----|
|--|---------|---------|---------|---------|---------|---------|-----|

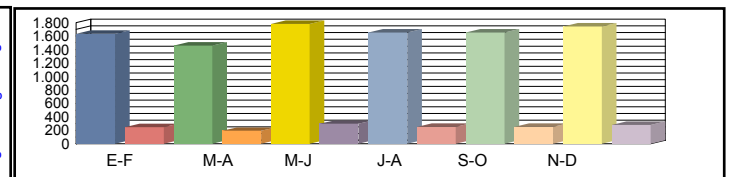
|                |         |                     |                     |                     |                     |                    |                  |                     |
|----------------|---------|---------------------|---------------------|---------------------|---------------------|--------------------|------------------|---------------------|
| Media Domingos | 00h-24h | 1.299 <b>10,41%</b> | 1.395 <b>11,18%</b> | 1.480 <b>11,86%</b> | 1.594 <b>12,77%</b> | 1.023 <b>8,20%</b> | 977 <b>7,83%</b> | 1.295 <b>10,38%</b> |
|                | 06h-22h | 1.122 <b>9,12%</b>  | 1.261 <b>10,25%</b> | 1.363 <b>11,07%</b> | 1.166 <b>9,48%</b>  | 941 <b>7,65%</b>   | 855 <b>6,95%</b> | 1.118 <b>9,09%</b>  |
|                | 08h-14h | 428 <b>8,54%</b>    | 566 <b>11,29%</b>   | 671 <b>13,38%</b>   | 472 <b>9,40%</b>    | 303 <b>6,05%</b>   | 312 <b>6,23%</b> | 459 <b>9,15%</b>    |



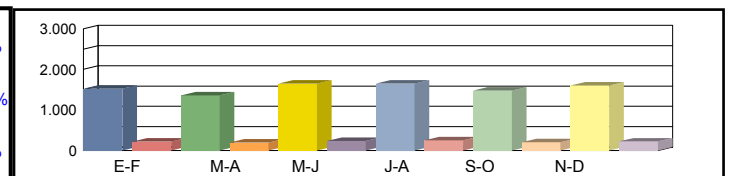
|               |         |                    |                    |                  |                     |                    |                     |                    |
|---------------|---------|--------------------|--------------------|------------------|---------------------|--------------------|---------------------|--------------------|
| Media Sábados | 00h-24h | 1.204 <b>9,65%</b> | 1.097 <b>8,80%</b> | 948 <b>7,60%</b> | 1.663 <b>13,33%</b> | 1.054 <b>8,45%</b> | 1.371 <b>10,98%</b> | 1.223 <b>9,80%</b> |
|               | 06h-22h | 1.069 <b>8,69%</b> | 946 <b>7,69%</b>   | 839 <b>6,82%</b> | 1.483 <b>12,05%</b> | 966 <b>7,85%</b>   | 1.247 <b>10,14%</b> | 1.092 <b>8,87%</b> |
|               | 08h-14h | 595 <b>11,86%</b>  | 379 <b>7,57%</b>   | 336 <b>6,71%</b> | 455 <b>9,08%</b>    | 429 <b>8,56%</b>   | 439 <b>8,75%</b>    | 439 <b>8,76%</b>   |



|                 |         |                     |                     |                     |                     |                     |                     |                     |
|-----------------|---------|---------------------|---------------------|---------------------|---------------------|---------------------|---------------------|---------------------|
| Media Laborales | 00h-24h | 1.635 <b>13,10%</b> | 1.459 <b>11,69%</b> | 1.783 <b>14,29%</b> | 1.655 <b>13,26%</b> | 1.653 <b>13,25%</b> | 1.742 <b>13,96%</b> | 1.654 <b>13,26%</b> |
|                 | 06h-22h | 1.502 <b>12,21%</b> | 1.356 <b>11,02%</b> | 1.699 <b>13,81%</b> | 1.476 <b>12,00%</b> | 1.541 <b>12,52%</b> | 1.663 <b>13,51%</b> | 1.540 <b>12,51%</b> |
|                 | 08h-14h | 629 <b>12,55%</b>   | 589 <b>11,76%</b>   | 763 <b>15,22%</b>   | 628 <b>12,53%</b>   | 668 <b>13,32%</b>   | 715 <b>14,25%</b>   | 665 <b>13,27%</b>   |



|              |         |                     |                     |                     |                     |                     |                     |                            |
|--------------|---------|---------------------|---------------------|---------------------|---------------------|---------------------|---------------------|----------------------------|
| Media Diaria | 00h-24h | 1.522 <b>12,33%</b> | 1.356 <b>12,32%</b> | 1.648 <b>12,24%</b> | 1.648 <b>13,19%</b> | 1.477 <b>11,84%</b> | 1.598 <b>12,15%</b> | <b>1.542</b> <b>12,35%</b> |
|              | 06h-22h | 1.378 <b>11,49%</b> | 1.246 <b>11,51%</b> | 1.560 <b>11,50%</b> | 1.417 <b>12,02%</b> | 1.373 <b>11,16%</b> | 1.512 <b>11,39%</b> | <b>1.414</b> <b>11,51%</b> |
|              | 08h-14h | 587 <b>12,43%</b>   | 540 <b>12,21%</b>   | 709 <b>12,39%</b>   | 573 <b>12,16%</b>   | 582 <b>11,60%</b>   | 626 <b>11,66%</b>   | <b>603</b> <b>12,07%</b>   |



|              |   |  |  |  |  |  |  |  |
|--------------|---|--|--|--|--|--|--|--|
| Coeficientes | N |  |  |  |  |  |  |  |
|              | L |  |  |  |  |  |  |  |
| Coeficiente  | S |  |  |  |  |  |  |  |

Los datos en color negro corresponden al total de vehículos y los datos en color azul corresponden a vehículos pesados (en %)



Castilla-La Mancha

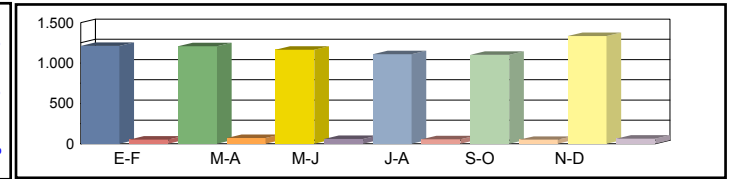
Consejería de Fomento

**Estación:** AB-201  
**Carretera:** CM-3226 p.k. 6,96 **Provincia:** ALBACETE  
**Ubicación:** Mahora - Navas de Jorquera  
**Año:** 2024  
**Tipo:** PRIMARIA

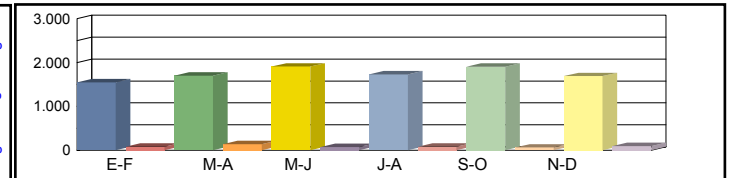
Dirección General de Carreteras

|  | Ene-Feb | Mar-Abr | May-Jun | Jul-Ago | Sep-Oct | Nov-Dic | IMD |
|--|---------|---------|---------|---------|---------|---------|-----|
|--|---------|---------|---------|---------|---------|---------|-----|

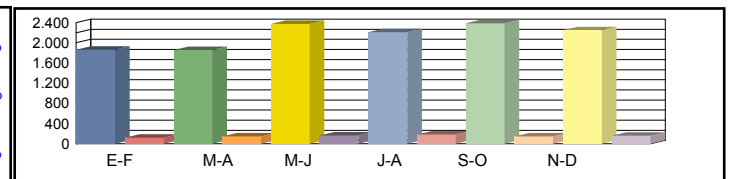
|          |         |             |             |             |             |             |             |             |
|----------|---------|-------------|-------------|-------------|-------------|-------------|-------------|-------------|
| Media    | 00h-24h | 1.213 4,20% | 1.208 5,71% | 1.166 5,06% | 1.111 4,95% | 1.102 4,45% | 1.336 4,72% | 1.189 4,85% |
| Domingos | 06h-22h | 1.026 2,83% | 1.047 4,39% | 1.051 3,90% | 852 3,99%   | 1.061 3,30% | 1.163 3,70% | 1.033 3,68% |
|          | 08h-14h | 286 2,80%   | 455 2,64%   | 519 2,70%   | 241 9,54%   | 609 2,13%   | 405 4,44%   | 419 4,04%   |



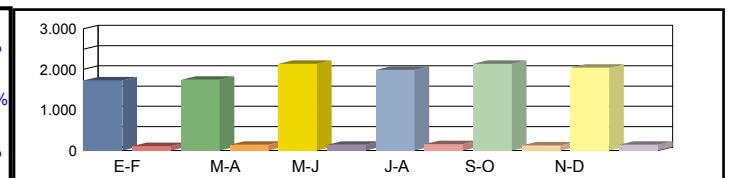
|         |         |             |             |             |             |             |             |             |
|---------|---------|-------------|-------------|-------------|-------------|-------------|-------------|-------------|
| Media   | 00h-24h | 1.548 5,04% | 1.698 7,48% | 1.907 3,78% | 1.729 4,51% | 1.902 3,15% | 1.689 5,27% | 1.746 4,87% |
| Sábados | 06h-22h | 1.345 4,16% | 1.511 5,82% | 1.675 2,69% | 1.544 3,56% | 1.702 2,35% | 1.498 5,27% | 1.546 3,98% |
|         | 08h-14h | 560 3,93%   | 558 8,06%   | 742 1,08%   | 615 2,93%   | 639 1,72%   | 552 4,17%   | 611 3,65%   |



|           |         |             |             |             |             |             |             |             |
|-----------|---------|-------------|-------------|-------------|-------------|-------------|-------------|-------------|
| Media     | 00h-24h | 1.865 6,17% | 1.856 7,38% | 2.378 6,48% | 2.211 7,69% | 2.386 5,87% | 2.252 6,53% | 2.158 6,68% |
| Laborales | 06h-22h | 1.688 5,21% | 1.743 6,83% | 2.171 6,22% | 2.041 7,40% | 2.204 5,58% | 2.130 6,10% | 1.996 6,22% |
|           | 08h-14h | 694 5,62%   | 699 6,58%   | 974 7,39%   | 799 10,01%  | 997 6,22%   | 878 6,95%   | 840 7,13%   |



|        |         |             |             |             |             |             |             |                    |
|--------|---------|-------------|-------------|-------------|-------------|-------------|-------------|--------------------|
| Media  | 00h-24h | 1.726 5,79% | 1.741 7,24% | 2.138 6,03% | 1.985 7,10% | 2.133 5,39% | 2.041 6,22% | <b>1.961</b> 6,30% |
| Diaria | 06h-22h | 1.544 4,86% | 1.610 6,46% | 1.939 5,57% | 1.800 6,67% | 1.969 5,03% | 1.902 5,78% | <b>1.794</b> 5,73% |
|        | 08h-14h | 617 5,19%   | 644 6,37%   | 875 6,17%   | 693 9,09%   | 890 5,39%   | 763 6,42%   | <b>747</b> 6,44%   |



|              |   |         |         |         |         |         |         |         |
|--------------|---|---------|---------|---------|---------|---------|---------|---------|
| Coeficientes | N | 1,10486 | 1,06483 | 1,09535 | 1,08329 | 1,08258 | 1,05728 |         |
|              | L | 1,15710 | 1,16272 | 0,90749 | 0,97603 | 0,90444 | 0,95826 |         |
| Coeficiente  | S |         |         |         |         |         |         | 0,90858 |

Los datos en color negro corresponden al total de vehículos y los datos en color azul corresponden a vehículos pesados (en %)





**Castilla-La Mancha**

Consejería de Fomento

**Estación:** AB-202  
**Carretera:** CM-3226 p.k. 20,00 **Provincia:** ALBACETE  
**Ubicación:** Cenizate - Villamalea  
**Año:** 2024  
**Tipo:** COBERTURA

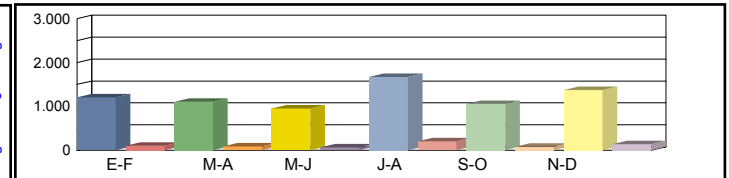
**Dirección General de Carreteras**

| Ene-Feb | Mar-Abr | May-Jun | Jul-Ago | Sep-Oct | Nov-Dic | IMD |
|---------|---------|---------|---------|---------|---------|-----|
|---------|---------|---------|---------|---------|---------|-----|

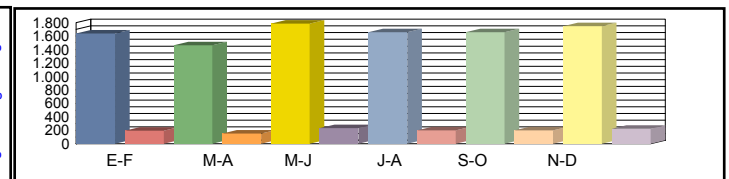
|                |         |                    |                    |                    |                     |                    |                  |                    |
|----------------|---------|--------------------|--------------------|--------------------|---------------------|--------------------|------------------|--------------------|
| Media Domingos | 00h-24h | 1.303 <b>8,48%</b> | 1.400 <b>9,11%</b> | 1.485 <b>9,67%</b> | 1.599 <b>10,41%</b> | 1.027 <b>6,68%</b> | 980 <b>6,38%</b> | 1.299 <b>8,46%</b> |
|                | 06h-22h | 1.113 <b>7,10%</b> | 1.251 <b>7,97%</b> | 1.352 <b>8,62%</b> | 1.157 <b>7,38%</b>  | 934 <b>5,95%</b>   | 849 <b>5,41%</b> | 1.109 <b>7,07%</b> |
|                | 08h-14h | 420 <b>6,15%</b>   | 556 <b>8,14%</b>   | 659 <b>9,64%</b>   | 463 <b>6,78%</b>    | 298 <b>4,36%</b>   | 307 <b>4,49%</b> | 450 <b>6,59%</b>   |



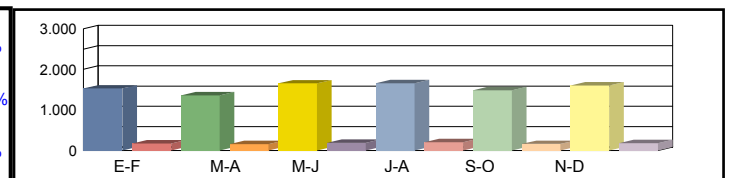
|               |         |                    |                    |                  |                     |                    |                    |                    |
|---------------|---------|--------------------|--------------------|------------------|---------------------|--------------------|--------------------|--------------------|
| Media Sábados | 00h-24h | 1.208 <b>7,87%</b> | 1.101 <b>7,17%</b> | 951 <b>6,19%</b> | 1.668 <b>10,86%</b> | 1.057 <b>6,88%</b> | 1.375 <b>8,95%</b> | 1.227 <b>7,99%</b> |
|               | 06h-22h | 1.060 <b>6,76%</b> | 939 <b>5,99%</b>   | 832 <b>5,30%</b> | 1.471 <b>9,38%</b>  | 959 <b>6,11%</b>   | 1.238 <b>7,89%</b> | 1.083 <b>6,90%</b> |
|               | 08h-14h | 584 <b>8,55%</b>   | 373 <b>5,46%</b>   | 330 <b>4,84%</b> | 447 <b>6,55%</b>    | 422 <b>6,17%</b>   | 431 <b>6,31%</b>   | 431 <b>6,31%</b>   |



|                 |         |                     |                    |                     |                     |                     |                     |                     |
|-----------------|---------|---------------------|--------------------|---------------------|---------------------|---------------------|---------------------|---------------------|
| Media Laborales | 00h-24h | 1.640 <b>10,68%</b> | 1.463 <b>9,53%</b> | 1.788 <b>11,64%</b> | 1.660 <b>10,81%</b> | 1.658 <b>10,80%</b> | 1.748 <b>11,38%</b> | 1.660 <b>10,81%</b> |
|                 | 06h-22h | 1.491 <b>9,50%</b>  | 1.346 <b>8,58%</b> | 1.686 <b>10,75%</b> | 1.465 <b>9,33%</b>  | 1.529 <b>9,74%</b>  | 1.650 <b>10,51%</b> | 1.528 <b>9,74%</b>  |
|                 | 08h-14h | 618 <b>9,05%</b>    | 579 <b>8,47%</b>   | 749 <b>10,97%</b>   | 617 <b>9,03%</b>    | 656 <b>9,60%</b>    | 702 <b>10,27%</b>   | 654 <b>9,57%</b>    |



|              |         |                     |                     |                    |                     |                    |                    |                            |
|--------------|---------|---------------------|---------------------|--------------------|---------------------|--------------------|--------------------|----------------------------|
| Media Diaria | 00h-24h | 1.526 <b>10,05%</b> | 1.360 <b>10,04%</b> | 1.652 <b>9,98%</b> | 1.653 <b>10,75%</b> | 1.482 <b>9,65%</b> | 1.603 <b>9,90%</b> | <b>1.546</b> <b>10,06%</b> |
|              | 06h-22h | 1.368 <b>8,94%</b>  | 1.237 <b>8,95%</b>  | 1.548 <b>8,95%</b> | 1.406 <b>9,35%</b>  | 1.362 <b>8,68%</b> | 1.500 <b>8,86%</b> | <b>1.404</b> <b>8,96%</b>  |
|              | 08h-14h | 577 <b>8,96%</b>    | 531 <b>8,80%</b>    | 696 <b>8,93%</b>   | 563 <b>8,76%</b>    | 571 <b>8,36%</b>   | 614 <b>8,40%</b>   | <b>592</b> <b>8,70%</b>    |



|              |   |  |  |  |  |  |  |  |
|--------------|---|--|--|--|--|--|--|--|
| Coeficientes | N |  |  |  |  |  |  |  |
|              | L |  |  |  |  |  |  |  |
| Coeficiente  | S |  |  |  |  |  |  |  |

Los datos en color negro corresponden al total de vehículos y los datos en color azul corresponden a vehículos pesados (en %)



Castilla-La Mancha

Consejería de Fomento

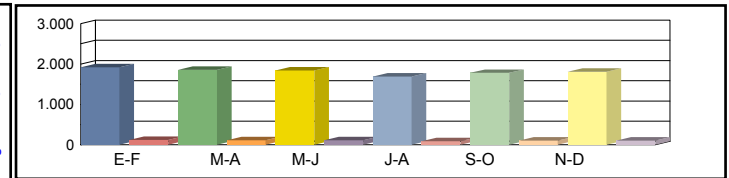
**Estación:** AB-203  
**Carretera:** CM-3218 p.k. 5,00 **Provincia:** ALBACETE  
**Ubicación:** Albacete - Tinajeros  
**Año:** 2024  
**Tipo:** COBERTURA

Dirección General de Carreteras

| Ene-Feb | Mar-Abr | May-Jun | Jul-Ago | Sep-Oct | Nov-Dic | IMD |
|---------|---------|---------|---------|---------|---------|-----|
|---------|---------|---------|---------|---------|---------|-----|

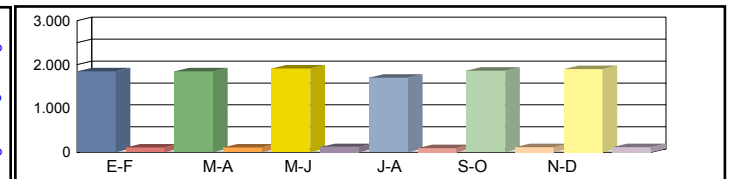
Media 00h-24h  
 Domingos 06h-22h  
 08h-14h

|       |       |       |       |       |       |       |       |       |       |       |       |       |       |
|-------|-------|-------|-------|-------|-------|-------|-------|-------|-------|-------|-------|-------|-------|
| 1.917 | 5,94% | 1.858 | 5,75% | 1.841 | 5,70% | 1.690 | 5,23% | 1.782 | 5,52% | 1.806 | 5,59% | 1.816 | 5,62% |
| 1.741 | 5,39% | 1.701 | 5,27% | 1.686 | 5,22% | 1.517 | 4,70% | 1.558 | 4,83% | 1.635 | 5,07% | 1.640 | 5,08% |
| 510   | 7,23% | 503   | 7,13% | 497   | 7,04% | 412   | 5,84% | 433   | 6,14% | 438   | 6,21% | 466   | 6,60% |



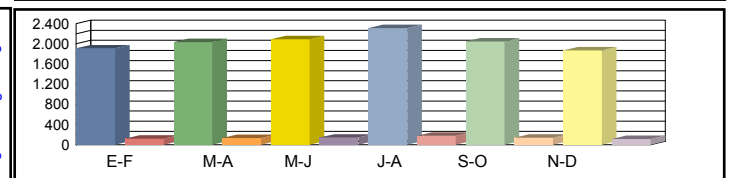
Media 00h-24h  
 Sábados 06h-22h  
 08h-14h

|       |       |       |       |       |       |       |       |       |       |       |       |       |       |
|-------|-------|-------|-------|-------|-------|-------|-------|-------|-------|-------|-------|-------|-------|
| 1.846 | 5,72% | 1.844 | 5,71% | 1.910 | 5,91% | 1.697 | 5,25% | 1.858 | 5,75% | 1.894 | 5,86% | 1.842 | 5,70% |
| 1.666 | 5,16% | 1.678 | 5,20% | 1.723 | 5,34% | 1.519 | 4,70% | 1.652 | 5,12% | 1.708 | 5,29% | 1.658 | 5,13% |
| 544   | 7,72% | 568   | 8,06% | 611   | 8,67% | 510   | 7,24% | 547   | 7,76% | 537   | 7,61% | 553   | 7,84% |



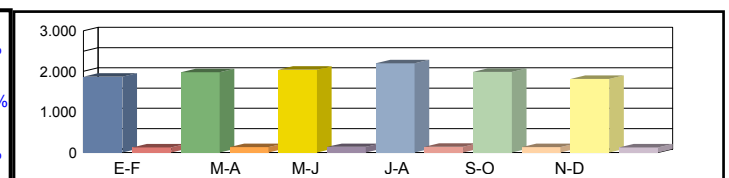
Media 00h-24h  
 Laborales 06h-22h  
 08h-14h

|       |       |       |       |       |       |       |       |       |       |       |       |       |       |
|-------|-------|-------|-------|-------|-------|-------|-------|-------|-------|-------|-------|-------|-------|
| 1.911 | 5,92% | 2.035 | 6,30% | 2.089 | 6,47% | 2.313 | 7,16% | 2.049 | 6,34% | 1.868 | 5,78% | 2.044 | 6,33% |
| 1.784 | 5,52% | 1.869 | 5,79% | 1.901 | 5,89% | 2.073 | 6,42% | 1.876 | 5,81% | 1.723 | 5,34% | 1.871 | 5,79% |
| 520   | 7,37% | 546   | 7,75% | 545   | 7,73% | 619   | 8,77% | 557   | 7,90% | 535   | 7,58% | 554   | 7,85% |



Media 00h-24h  
 Diaria 06h-22h  
 08h-14h

|       |       |       |       |       |       |       |       |       |       |       |       |              |       |
|-------|-------|-------|-------|-------|-------|-------|-------|-------|-------|-------|-------|--------------|-------|
| 1.866 | 6,20% | 1.979 | 6,17% | 2.038 | 6,19% | 2.198 | 6,03% | 1.984 | 6,14% | 1.816 | 6,17% | <b>1.980</b> | 6,15% |
| 1.737 | 5,66% | 1.816 | 5,65% | 1.851 | 5,66% | 1.960 | 5,49% | 1.799 | 5,57% | 1.669 | 5,63% | <b>1.805</b> | 5,61% |
| 512   | 7,78% | 540   | 7,81% | 544   | 7,89% | 589   | 7,51% | 538   | 7,63% | 516   | 7,62% | <b>540</b>   | 7,71% |



Coeficientes N  
 L  
 Coeficiente S

|  |  |  |  |  |  |  |
|--|--|--|--|--|--|--|
|  |  |  |  |  |  |  |
|  |  |  |  |  |  |  |

Los datos en color negro corresponden al total de vehículos y los datos en color azul corresponden a vehículos pesados (en %)



Castilla-La Mancha

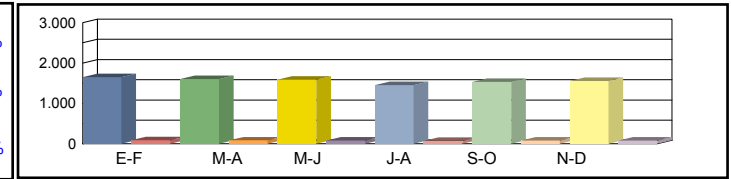
Consejería de Fomento

**Estación:** AB-204  
**Carretera:** CM-3218 p.k. 14,00 **Provincia:** ALBACETE  
**Ubicación:** Tinajeros - Valdeganga  
**Año:** 2024  
**Tipo:** COBERTURA

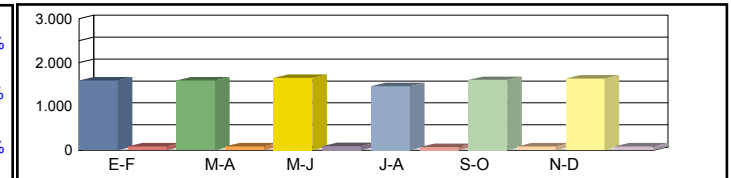
Dirección General de Carreteras

|  | Ene-Feb | Mar-Abr | May-Jun | Jul-Ago | Sep-Oct | Nov-Dic | IMD |
|--|---------|---------|---------|---------|---------|---------|-----|
|--|---------|---------|---------|---------|---------|---------|-----|

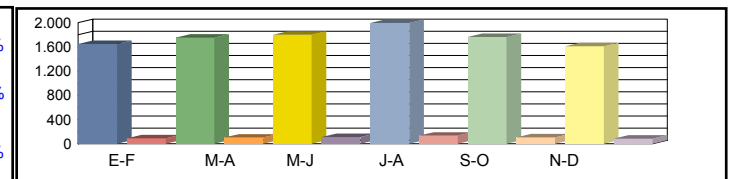
|                |         |                    |                    |                    |                    |                    |                    |                    |
|----------------|---------|--------------------|--------------------|--------------------|--------------------|--------------------|--------------------|--------------------|
| Media Domingos | 00h-24h | 1.652 <b>5,30%</b> | 1.601 <b>5,13%</b> | 1.587 <b>5,09%</b> | 1.457 <b>4,67%</b> | 1.536 <b>4,93%</b> | 1.556 <b>4,99%</b> | 1.565 <b>5,02%</b> |
|                | 06h-22h | 1.481 <b>3,90%</b> | 1.447 <b>3,81%</b> | 1.434 <b>3,77%</b> | 1.290 <b>3,39%</b> | 1.325 <b>3,49%</b> | 1.391 <b>3,66%</b> | 1.395 <b>3,67%</b> |
|                | 08h-14h | 418 <b>4,42%</b>   | 412 <b>4,36%</b>   | 407 <b>4,30%</b>   | 337 <b>3,56%</b>   | 355 <b>3,75%</b>   | 359 <b>3,80%</b>   | 381 <b>4,03%</b>   |



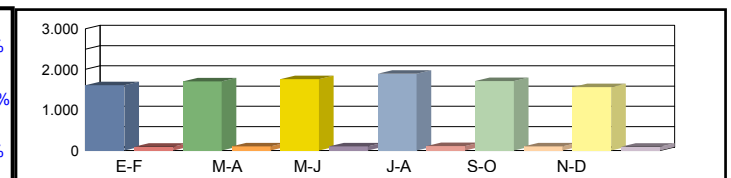
|               |         |                    |                    |                    |                    |                    |                    |                    |
|---------------|---------|--------------------|--------------------|--------------------|--------------------|--------------------|--------------------|--------------------|
| Media Sábados | 00h-24h | 1.591 <b>5,10%</b> | 1.589 <b>5,10%</b> | 1.646 <b>5,28%</b> | 1.462 <b>4,69%</b> | 1.602 <b>5,14%</b> | 1.632 <b>5,23%</b> | 1.587 <b>5,09%</b> |
|               | 06h-22h | 1.417 <b>3,73%</b> | 1.427 <b>3,75%</b> | 1.466 <b>3,86%</b> | 1.292 <b>3,40%</b> | 1.405 <b>3,70%</b> | 1.453 <b>3,82%</b> | 1.410 <b>3,71%</b> |
|               | 08h-14h | 446 <b>4,72%</b>   | 465 <b>4,92%</b>   | 501 <b>5,30%</b>   | 418 <b>4,42%</b>   | 448 <b>4,74%</b>   | 439 <b>4,65%</b>   | 453 <b>4,79%</b>   |



|                 |         |                    |                    |                    |                    |                    |                    |                    |
|-----------------|---------|--------------------|--------------------|--------------------|--------------------|--------------------|--------------------|--------------------|
| Media Laborales | 00h-24h | 1.647 <b>5,28%</b> | 1.754 <b>5,62%</b> | 1.800 <b>5,77%</b> | 1.993 <b>6,39%</b> | 1.766 <b>5,66%</b> | 1.610 <b>5,16%</b> | 1.762 <b>5,65%</b> |
|                 | 06h-22h | 1.517 <b>3,99%</b> | 1.590 <b>4,18%</b> | 1.617 <b>4,25%</b> | 1.764 <b>4,64%</b> | 1.596 <b>4,20%</b> | 1.466 <b>3,86%</b> | 1.592 <b>4,19%</b> |
|                 | 08h-14h | 426 <b>4,50%</b>   | 447 <b>4,73%</b>   | 446 <b>4,72%</b>   | 506 <b>5,36%</b>   | 456 <b>4,82%</b>   | 438 <b>4,63%</b>   | 453 <b>4,79%</b>   |



|              |         |                    |                    |                    |                    |                    |                    |                           |
|--------------|---------|--------------------|--------------------|--------------------|--------------------|--------------------|--------------------|---------------------------|
| Media Diaria | 00h-24h | 1.609 <b>5,53%</b> | 1.706 <b>5,51%</b> | 1.756 <b>5,53%</b> | 1.894 <b>5,38%</b> | 1.710 <b>5,48%</b> | 1.565 <b>5,51%</b> | <b>1.707</b> <b>5,49%</b> |
|              | 06h-22h | 1.477 <b>4,09%</b> | 1.545 <b>4,08%</b> | 1.575 <b>4,09%</b> | 1.668 <b>3,97%</b> | 1.530 <b>4,02%</b> | 1.420 <b>4,07%</b> | <b>1.536</b> <b>4,05%</b> |
|              | 08h-14h | 420 <b>4,75%</b>   | 442 <b>4,77%</b>   | 445 <b>4,82%</b>   | 481 <b>4,59%</b>   | 440 <b>4,66%</b>   | 422 <b>4,65%</b>   | <b>442</b> <b>4,71%</b>   |



|              |   |  |  |  |  |  |  |  |
|--------------|---|--|--|--|--|--|--|--|
| Coeficientes | N |  |  |  |  |  |  |  |
|              | L |  |  |  |  |  |  |  |
| Coeficiente  | S |  |  |  |  |  |  |  |

Los datos en color negro corresponden al total de vehículos y los datos en color azul corresponden a vehículos pesados (en %)



**Castilla-La Mancha**

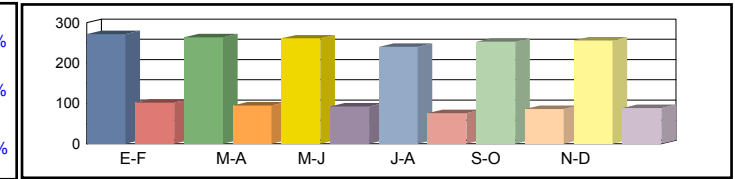
Consejería de Fomento

**Estación:** AB-205  
**Carretera:** CM-3218 p.k. 30,50 **Provincia:** ALBACETE  
**Ubicación:** Valdeganga - Abengibre  
**Año:** 2024  
**Tipo:** COBERTURA

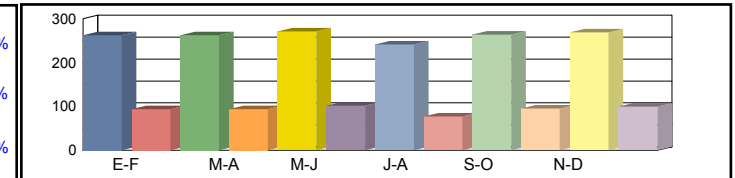
**Dirección General de Carreteras**

| Ene-Feb | Mar-Abr | May-Jun | Jul-Ago | Sep-Oct | Nov-Dic | IMD |
|---------|---------|---------|---------|---------|---------|-----|
|---------|---------|---------|---------|---------|---------|-----|

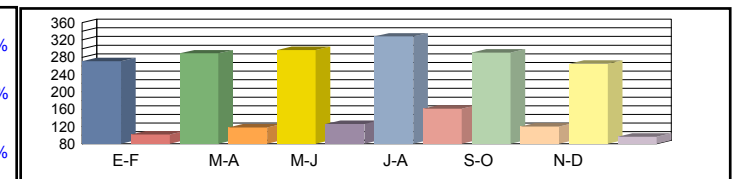
|                |         |            |            |            |            |            |            |            |
|----------------|---------|------------|------------|------------|------------|------------|------------|------------|
| Media Domingos | 00h-24h | 272 27,32% | 264 26,48% | 261 26,24% | 240 24,09% | 253 25,41% | 256 25,74% | 258 25,88% |
|                | 06h-22h | 218 24,09% | 213 23,54% | 211 23,33% | 190 20,99% | 195 21,56% | 205 22,63% | 205 22,69% |
|                | 08h-14h | 92 28,11%  | 91 27,71%  | 90 27,37%  | 75 22,68%  | 79 23,87%  | 79 24,15%  | 84 25,65%  |



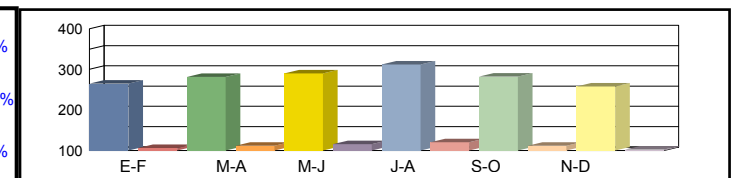
|               |         |            |            |            |            |            |            |            |
|---------------|---------|------------|------------|------------|------------|------------|------------|------------|
| Media Sábados | 00h-24h | 262 26,32% | 262 26,29% | 271 27,23% | 241 24,19% | 264 26,49% | 269 27,00% | 262 26,25% |
|               | 06h-22h | 209 23,05% | 210 23,22% | 216 23,84% | 190 21,01% | 207 22,85% | 214 23,64% | 208 22,93% |
|               | 08h-14h | 99 30,00%  | 103 31,31% | 111 33,69% | 93 28,12%  | 99 30,13%  | 97 29,57%  | 100 30,47% |



|                 |         |            |            |            |            |            |            |            |
|-----------------|---------|------------|------------|------------|------------|------------|------------|------------|
| Media Laborales | 00h-24h | 271 27,24% | 289 29,01% | 297 29,77% | 328 32,97% | 291 29,21% | 265 26,62% | 290 29,14% |
|                 | 06h-22h | 223 24,68% | 234 25,86% | 238 26,30% | 260 28,69% | 235 25,96% | 216 23,84% | 234 25,89% |
|                 | 08h-14h | 94 28,64%  | 99 30,10%  | 99 30,02%  | 112 34,09% | 101 30,69% | 97 29,47%  | 100 30,50% |



|              |         |            |            |            |            |            |            |            |
|--------------|---------|------------|------------|------------|------------|------------|------------|------------|
| Media Diaria | 00h-24h | 265 28,53% | 281 28,40% | 290 28,50% | 312 27,76% | 282 28,28% | 258 28,40% | 281 28,31% |
|              | 06h-22h | 217 25,28% | 227 25,22% | 232 25,28% | 246 24,54% | 225 24,89% | 209 25,15% | 226 25,06% |
|              | 08h-14h | 93 30,23%  | 98 30,35%  | 99 30,65%  | 106 29,18% | 98 29,64%  | 94 29,60%  | 98 29,94%  |



|              |   |  |  |  |  |  |  |
|--------------|---|--|--|--|--|--|--|
| Coeficientes | N |  |  |  |  |  |  |
|              | L |  |  |  |  |  |  |
| Coeficiente  | S |  |  |  |  |  |  |

Los datos en color negro corresponden al total de vehículos y los datos en color azul corresponden a vehículos pesados (en %)



Castilla-La Mancha

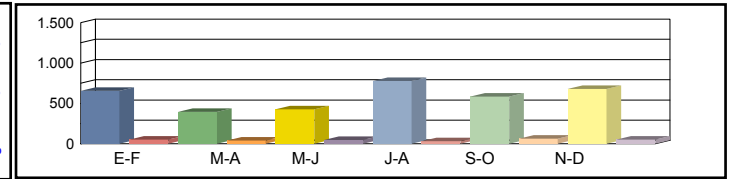
Consejería de Fomento

**Estación:** AB-206  
**Carretera:** CM-3218 p.k. 40,80 **Provincia:** ALBACETE  
**Ubicación:** Abengibre - Casas - Ibáñez  
**Año:** 2024  
**Tipo:** PRIMARIA

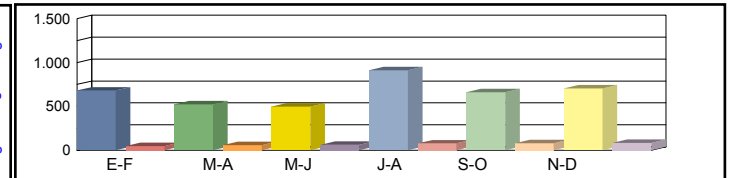
Dirección General de Carreteras

| Ene-Feb | Mar-Abr | May-Jun | Jul-Ago | Sep-Oct | Nov-Dic | IMD |
|---------|---------|---------|---------|---------|---------|-----|
|---------|---------|---------|---------|---------|---------|-----|

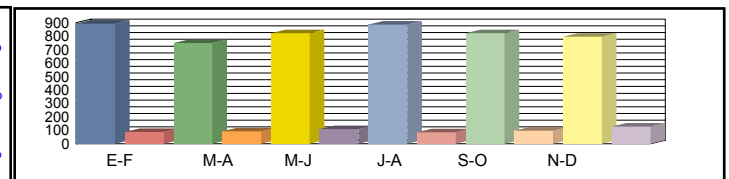
|                  |                  |                  |                   |                  |                  |                  |                  |
|------------------|------------------|------------------|-------------------|------------------|------------------|------------------|------------------|
| Media 00h-24h    | 658 <b>7,60%</b> | 396 <b>9,60%</b> | 428 <b>10,28%</b> | 778 <b>4,11%</b> | 585 <b>9,74%</b> | 680 <b>7,35%</b> | 588 <b>8,11%</b> |
| Domingos 06h-22h | 544 <b>6,62%</b> | 329 <b>7,90%</b> | 369 <b>7,32%</b>  | 634 <b>3,00%</b> | 525 <b>7,24%</b> | 633 <b>6,79%</b> | 506 <b>6,48%</b> |
| 08h-14h          | 176 <b>5,68%</b> | 158 <b>6,96%</b> | 111 <b>9,91%</b>  | 188 <b>4,26%</b> | 195 <b>7,18%</b> | 202 <b>7,92%</b> | 172 <b>6,98%</b> |



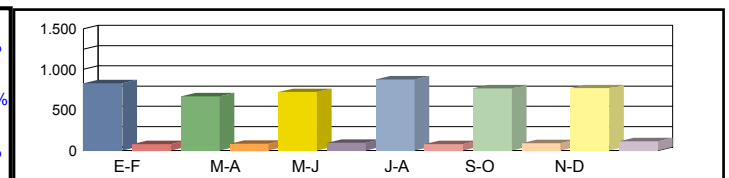
|                 |                  |                   |                   |                  |                   |                   |                  |
|-----------------|------------------|-------------------|-------------------|------------------|-------------------|-------------------|------------------|
| Media 00h-24h   | 681 <b>6,31%</b> | 524 <b>10,11%</b> | 497 <b>10,87%</b> | 913 <b>7,89%</b> | 662 <b>10,57%</b> | 704 <b>10,65%</b> | 664 <b>9,40%</b> |
| Sábados 06h-22h | 600 <b>4,17%</b> | 455 <b>7,91%</b>  | 438 <b>10,73%</b> | 845 <b>6,98%</b> | 599 <b>9,18%</b>  | 640 <b>9,06%</b>  | 596 <b>8,01%</b> |
| 08h-14h         | 249 <b>3,61%</b> | 227 <b>9,25%</b>  | 185 <b>16,22%</b> | 364 <b>9,07%</b> | 302 <b>8,61%</b>  | 223 <b>6,73%</b>  | 258 <b>8,91%</b> |



|                   |                  |                   |                   |                  |                   |                   |                   |
|-------------------|------------------|-------------------|-------------------|------------------|-------------------|-------------------|-------------------|
| Media 00h-24h     | 892 <b>8,97%</b> | 749 <b>11,08%</b> | 822 <b>11,68%</b> | 887 <b>8,91%</b> | 821 <b>10,72%</b> | 797 <b>13,93%</b> | 828 <b>10,88%</b> |
| Laborales 06h-22h | 788 <b>7,61%</b> | 662 <b>10,27%</b> | 750 <b>10,27%</b> | 847 <b>7,67%</b> | 745 <b>9,40%</b>  | 730 <b>13,01%</b> | 754 <b>9,71%</b>  |
| 08h-14h           | 334 <b>8,38%</b> | 275 <b>9,82%</b>  | 347 <b>9,80%</b>  | 313 <b>8,31%</b> | 350 <b>9,43%</b>  | 330 <b>12,73%</b> | 325 <b>9,74%</b>  |



|                |                  |                   |                   |                  |                   |                   |                          |
|----------------|------------------|-------------------|-------------------|------------------|-------------------|-------------------|--------------------------|
| Media 00h-24h  | 828 <b>8,45%</b> | 666 <b>10,81%</b> | 720 <b>11,53%</b> | 875 <b>8,11%</b> | 765 <b>10,59%</b> | 767 <b>12,65%</b> | <b>770</b> <b>10,36%</b> |
| Diaria 06h-22h | 726 <b>7,02%</b> | 586 <b>9,90%</b>  | 650 <b>10,00%</b> | 816 <b>6,99%</b> | 693 <b>9,09%</b>  | 703 <b>11,66%</b> | <b>696</b> <b>9,11%</b>  |
| 08h-14h        | 300 <b>7,67%</b> | 252 <b>9,52%</b>  | 290 <b>10,34%</b> | 303 <b>8,25%</b> | 320 <b>9,06%</b>  | 297 <b>11,78%</b> | <b>294</b> <b>9,44%</b>  |



|                |         |         |         |         |         |         |         |
|----------------|---------|---------|---------|---------|---------|---------|---------|
| Coeficientes N | 1,13198 | 1,13142 | 1,09600 | 1,04723 | 1,10201 | 1,09178 |         |
| L              | 0,92825 | 1,10547 | 1,00730 | 0,93348 | 1,00853 | 1,03890 |         |
| Coeficiente S  |         |         |         |         |         |         | 0,93030 |

Los datos en color negro corresponden al total de vehículos y los datos en color azul corresponden a vehículos pesados (en %)



**Castilla-La Mancha**

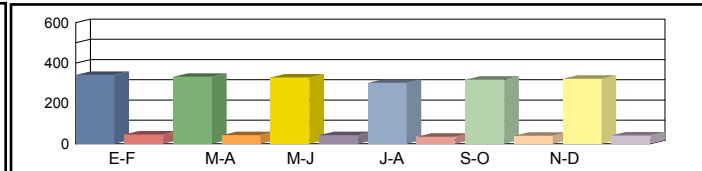
Consejería de Fomento

**Estación:** AB-207  
**Carretera:** CM-3227 p.k. 4,00 **Provincia:** ALBACETE  
**Ubicación:** Int CM-332(Villavaliante) - Casas del Cerro  
**Año:** 2024  
**Tipo:** COBERTURA

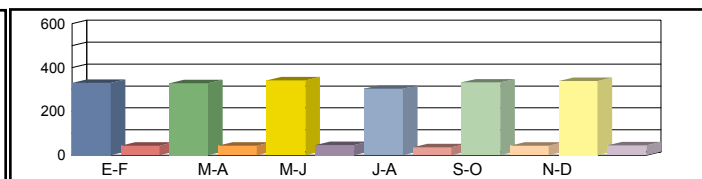
**Dirección General de Carreteras**

| Ene-Feb | Mar-Abr | May-Jun | Jul-Ago | Sep-Oct | Nov-Dic | IMD |
|---------|---------|---------|---------|---------|---------|-----|
|---------|---------|---------|---------|---------|---------|-----|

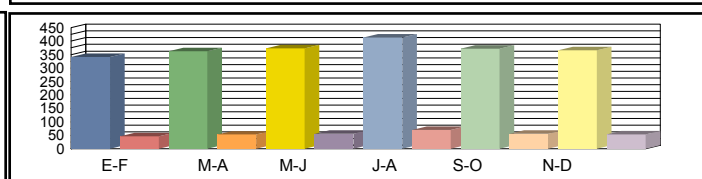
|                |         |                   |                   |                   |                   |                   |                   |                   |
|----------------|---------|-------------------|-------------------|-------------------|-------------------|-------------------|-------------------|-------------------|
| Media Domingos | 00h-24h | 342 <b>12,01%</b> | 332 <b>11,64%</b> | 329 <b>11,54%</b> | 302 <b>10,59%</b> | 318 <b>11,17%</b> | 323 <b>11,32%</b> | 324 <b>11,38%</b> |
|                | 06h-22h | 270 <b>10,21%</b> | 264 <b>9,97%</b>  | 261 <b>9,88%</b>  | 235 <b>8,89%</b>  | 242 <b>9,13%</b>  | 254 <b>9,59%</b>  | 254 <b>9,61%</b>  |
|                | 08h-14h | 115 <b>10,90%</b> | 114 <b>10,75%</b> | 112 <b>10,62%</b> | 93 <b>8,80%</b>   | 98 <b>9,26%</b>   | 99 <b>9,37%</b>   | 105 <b>9,95%</b>  |



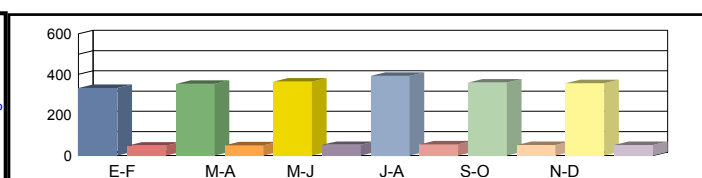
|               |         |                   |                   |                   |                   |                   |                   |                   |
|---------------|---------|-------------------|-------------------|-------------------|-------------------|-------------------|-------------------|-------------------|
| Media Sábados | 00h-24h | 330 <b>11,57%</b> | 329 <b>11,56%</b> | 341 <b>11,97%</b> | 303 <b>10,63%</b> | 332 <b>11,65%</b> | 338 <b>11,87%</b> | 329 <b>11,54%</b> |
|               | 06h-22h | 258 <b>9,76%</b>  | 260 <b>9,83%</b>  | 267 <b>10,10%</b> | 236 <b>8,90%</b>  | 256 <b>9,68%</b>  | 265 <b>10,01%</b> | 257 <b>9,72%</b>  |
|               | 08h-14h | 123 <b>11,64%</b> | 129 <b>12,14%</b> | 138 <b>13,07%</b> | 115 <b>10,91%</b> | 124 <b>11,69%</b> | 121 <b>11,47%</b> | 125 <b>11,82%</b> |



|                 |         |                   |                   |                   |                   |                   |                   |                   |
|-----------------|---------|-------------------|-------------------|-------------------|-------------------|-------------------|-------------------|-------------------|
| Media Laborales | 00h-24h | 341 <b>11,98%</b> | 363 <b>12,75%</b> | 373 <b>13,09%</b> | 413 <b>14,49%</b> | 372 <b>13,04%</b> | 366 <b>12,84%</b> | 371 <b>13,03%</b> |
|                 | 06h-22h | 277 <b>10,46%</b> | 290 <b>10,96%</b> | 295 <b>11,14%</b> | 322 <b>12,15%</b> | 296 <b>11,19%</b> | 291 <b>11,00%</b> | 295 <b>11,15%</b> |
|                 | 08h-14h | 118 <b>11,11%</b> | 124 <b>11,68%</b> | 123 <b>11,64%</b> | 140 <b>13,22%</b> | 131 <b>12,35%</b> | 126 <b>11,90%</b> | 127 <b>11,98%</b> |



|              |         |                   |                   |                   |                   |                   |                   |                          |
|--------------|---------|-------------------|-------------------|-------------------|-------------------|-------------------|-------------------|--------------------------|
| Media Diaria | 00h-24h | 333 <b>12,54%</b> | 353 <b>12,49%</b> | 364 <b>12,53%</b> | 393 <b>12,20%</b> | 360 <b>12,43%</b> | 356 <b>12,48%</b> | <b>360</b> <b>12,45%</b> |
|              | 06h-22h | 270 <b>10,71%</b> | 282 <b>10,68%</b> | 287 <b>10,71%</b> | 304 <b>10,40%</b> | 284 <b>10,54%</b> | 282 <b>10,65%</b> | <b>285</b> <b>10,62%</b> |
|              | 08h-14h | 116 <b>11,72%</b> | 123 <b>11,77%</b> | 123 <b>11,89%</b> | 133 <b>11,32%</b> | 126 <b>11,50%</b> | 122 <b>11,48%</b> | <b>124</b> <b>11,61%</b> |



|              |   |  |  |  |  |  |  |  |
|--------------|---|--|--|--|--|--|--|--|
| Coeficientes | N |  |  |  |  |  |  |  |
|              | L |  |  |  |  |  |  |  |
| Coeficiente  | S |  |  |  |  |  |  |  |

Los datos en color negro corresponden al total de vehículos y los datos en color azul corresponden a vehículos pesados (en %)



**Castilla-La Mancha**

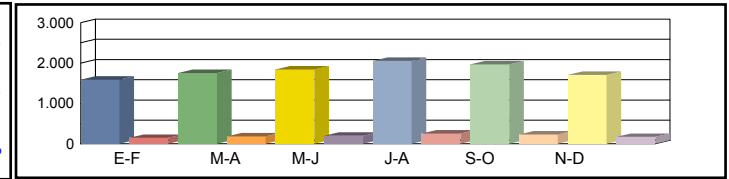
Consejería de Fomento

**Estación:** AB-208  
**Carretera:** CM-3211 p.k. 5,50 **Provincia:** ALBACETE  
**Ubicación:** Int. A-31 - Pétrola  
**Año:** 2024  
**Tipo:** COBERTURA

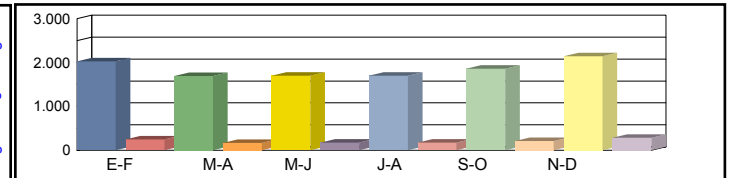
**Dirección General de Carreteras**

| Ene-Feb | Mar-Abr | May-Jun | Jul-Ago | Sep-Oct | Nov-Dic | IMD |
|---------|---------|---------|---------|---------|---------|-----|
|---------|---------|---------|---------|---------|---------|-----|

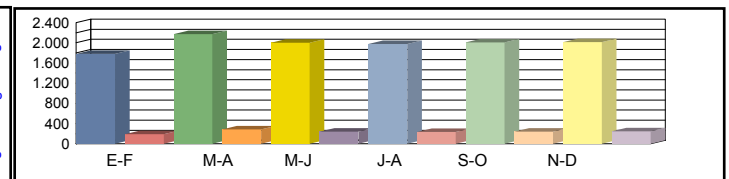
|          |         |                    |                    |                    |                     |                     |                    |                    |
|----------|---------|--------------------|--------------------|--------------------|---------------------|---------------------|--------------------|--------------------|
| Media    | 00h-24h | 1.592 <b>8,60%</b> | 1.751 <b>9,46%</b> | 1.841 <b>9,94%</b> | 2.056 <b>11,11%</b> | 1.969 <b>10,64%</b> | 1.706 <b>9,21%</b> | 1.819 <b>9,83%</b> |
| Domingos | 06h-22h | 1.457 <b>7,18%</b> | 1.532 <b>7,56%</b> | 1.651 <b>8,14%</b> | 1.787 <b>8,81%</b>  | 1.796 <b>8,86%</b>  | 1.554 <b>7,66%</b> | 1.630 <b>8,04%</b> |
|          | 08h-14h | 427 <b>5,29%</b>   | 518 <b>6,42%</b>   | 623 <b>7,71%</b>   | 940 <b>11,65%</b>   | 678 <b>8,40%</b>    | 338 <b>4,19%</b>   | 587 <b>7,28%</b>   |



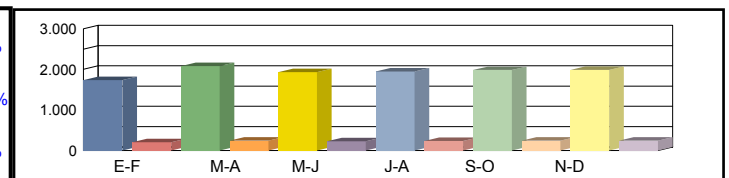
|         |         |                     |                    |                    |                    |                     |                     |                     |
|---------|---------|---------------------|--------------------|--------------------|--------------------|---------------------|---------------------|---------------------|
| Media   | 00h-24h | 2.029 <b>10,96%</b> | 1.693 <b>9,14%</b> | 1.699 <b>9,17%</b> | 1.703 <b>9,20%</b> | 1.860 <b>10,05%</b> | 2.144 <b>11,58%</b> | 1.855 <b>10,02%</b> |
| Sábados | 06h-22h | 1.829 <b>9,02%</b>  | 1.549 <b>7,64%</b> | 1.550 <b>7,64%</b> | 1.524 <b>7,52%</b> | 1.717 <b>8,47%</b>  | 1.947 <b>9,61%</b>  | 1.686 <b>8,32%</b>  |
|         | 08h-14h | 812 <b>10,06%</b>   | 766 <b>9,49%</b>   | 774 <b>9,58%</b>   | 816 <b>10,11%</b>  | 969 <b>12,01%</b>   | 994 <b>12,32%</b>   | 855 <b>10,59%</b>   |



|           |         |                    |                     |                     |                     |                     |                     |                     |
|-----------|---------|--------------------|---------------------|---------------------|---------------------|---------------------|---------------------|---------------------|
| Media     | 00h-24h | 1.784 <b>9,63%</b> | 2.171 <b>11,73%</b> | 2.002 <b>10,81%</b> | 1.980 <b>10,69%</b> | 2.009 <b>10,85%</b> | 2.013 <b>10,87%</b> | 1.993 <b>10,76%</b> |
| Laborales | 06h-22h | 1.646 <b>8,12%</b> | 2.023 <b>9,98%</b>  | 1.816 <b>8,96%</b>  | 1.810 <b>8,93%</b>  | 1.851 <b>9,13%</b>  | 1.871 <b>9,23%</b>  | 1.836 <b>9,06%</b>  |
|           | 08h-14h | 755 <b>9,36%</b>   | 928 <b>11,50%</b>   | 806 <b>9,99%</b>    | 792 <b>9,81%</b>    | 838 <b>10,38%</b>   | 884 <b>10,95%</b>   | 834 <b>10,33%</b>   |



|        |         |                     |                     |                     |                     |                     |                     |                            |
|--------|---------|---------------------|---------------------|---------------------|---------------------|---------------------|---------------------|----------------------------|
| Media  | 00h-24h | 1.734 <b>10,55%</b> | 2.082 <b>10,41%</b> | 1.934 <b>10,48%</b> | 1.944 <b>10,65%</b> | 1.982 <b>10,71%</b> | 1.989 <b>10,72%</b> | <b>1.944</b> <b>10,59%</b> |
| Diaria | 06h-22h | 1.593 <b>8,84%</b>  | 1.926 <b>8,69%</b>  | 1.746 <b>8,78%</b>  | 1.755 <b>8,85%</b>  | 1.824 <b>9,00%</b>  | 1.842 <b>8,99%</b>  | <b>1.781</b> <b>8,86%</b>  |
|        | 08h-14h | 699 <b>9,61%</b>    | 866 <b>9,69%</b>    | 768 <b>9,89%</b>    | 803 <b>10,52%</b>   | 834 <b>10,33%</b>   | 832 <b>9,77%</b>    | <b>800</b> <b>9,97%</b>    |



|              |   |  |  |  |  |  |  |  |
|--------------|---|--|--|--|--|--|--|--|
| Coeficientes | N |  |  |  |  |  |  |  |
|              | L |  |  |  |  |  |  |  |
| Coeficiente  | S |  |  |  |  |  |  |  |

Los datos en color negro corresponden al total de vehículos y los datos en color azul corresponden a vehículos pesados (en %)



Castilla-La Mancha

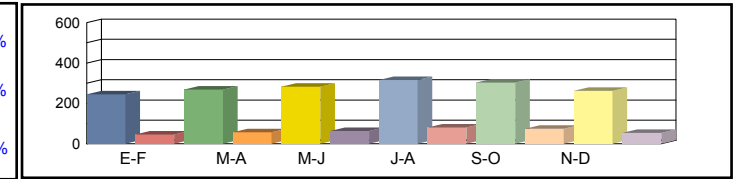
Consejería de Fomento

**Estación:** AB-209  
**Carretera:** CM-3265 p.k. 4,80 **Provincia:** ALBACETE  
**Ubicación:** Int. A-31 - Pétrola  
**Año:** 2024  
**Tipo:** COBERTURA

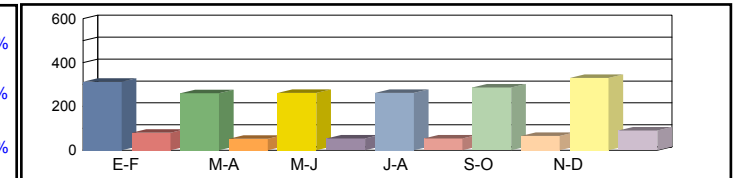
Dirección General de Carreteras

|  | Ene-Feb | Mar-Abr | May-Jun | Jul-Ago | Sep-Oct | Nov-Dic | IMD |
|--|---------|---------|---------|---------|---------|---------|-----|
|--|---------|---------|---------|---------|---------|---------|-----|

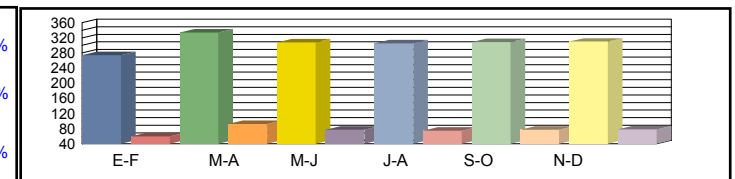
|                |         |            |            |            |            |            |            |            |
|----------------|---------|------------|------------|------------|------------|------------|------------|------------|
| Media Domingos | 00h-24h | 245 15,90% | 269 17,49% | 283 18,39% | 316 20,54% | 303 19,67% | 262 17,04% | 280 18,17% |
|                | 06h-22h | 190 15,67% | 200 16,49% | 215 17,77% | 233 19,22% | 234 19,32% | 202 16,72% | 212 17,53% |
|                | 08h-14h | 43 10,31%  | 52 12,51%  | 62 15,04%  | 94 22,70%  | 68 16,37%  | 34 8,17%   | 59 14,18%  |



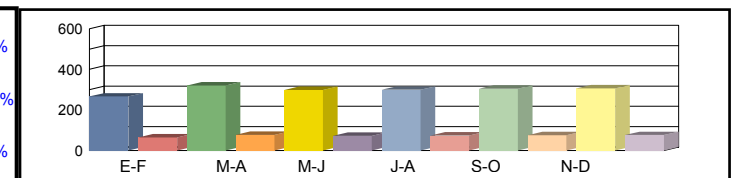
|               |         |            |            |            |            |            |            |            |
|---------------|---------|------------|------------|------------|------------|------------|------------|------------|
| Media Sábados | 00h-24h | 312 20,27% | 260 16,91% | 261 16,96% | 262 17,01% | 286 18,58% | 330 21,41% | 285 18,52% |
|               | 06h-22h | 238 19,68% | 202 16,67% | 202 16,68% | 198 16,40% | 224 18,48% | 254 20,95% | 220 18,14% |
|               | 08h-14h | 81 19,61%  | 77 18,49%  | 78 18,68%  | 82 19,70%  | 97 23,41%  | 100 24,02% | 86 20,65%  |



|                 |         |            |            |            |            |            |            |            |
|-----------------|---------|------------|------------|------------|------------|------------|------------|------------|
| Media Laborales | 00h-24h | 274 17,81% | 334 21,69% | 308 19,99% | 305 19,77% | 309 20,06% | 310 20,10% | 307 19,91% |
|                 | 06h-22h | 214 17,72% | 263 21,77% | 236 19,54% | 236 19,48% | 241 19,92% | 244 20,13% | 239 19,76% |
|                 | 08h-14h | 76 18,24%  | 93 22,41%  | 81 19,47%  | 79 19,12%  | 84 20,24%  | 89 21,35%  | 84 20,14%  |



|              |         |            |            |            |            |            |            |            |
|--------------|---------|------------|------------|------------|------------|------------|------------|------------|
| Media Diaria | 00h-24h | 266 19,50% | 320 19,25% | 298 19,38% | 299 19,70% | 305 19,80% | 306 19,82% | 299 19,57% |
|              | 06h-22h | 207 19,28% | 250 18,96% | 227 19,15% | 229 19,32% | 237 19,63% | 240 19,61% | 232 19,32% |
|              | 08h-14h | 70 18,73%  | 87 18,89%  | 77 19,27%  | 80 20,51%  | 84 20,14%  | 84 19,05%  | 80 19,43%  |



|              |   |  |  |  |  |  |  |  |
|--------------|---|--|--|--|--|--|--|--|
| Coeficientes | N |  |  |  |  |  |  |  |
|              | L |  |  |  |  |  |  |  |
| Coeficiente  | S |  |  |  |  |  |  |  |

Los datos en color negro corresponden al total de vehículos y los datos en color azul corresponden a vehículos pesados (en %)





Castilla-La Mancha

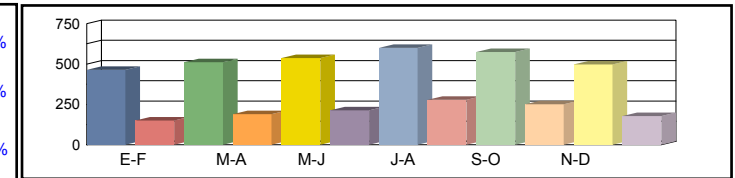
Consejería de Fomento

**Estación:** AB-210  
**Carretera:** CM-3261 p.k. 7,00 **Provincia:** ALBACETE  
**Ubicación:** Pétrola - Corral-Rubio  
**Año:** 2024  
**Tipo:** COBERTURA

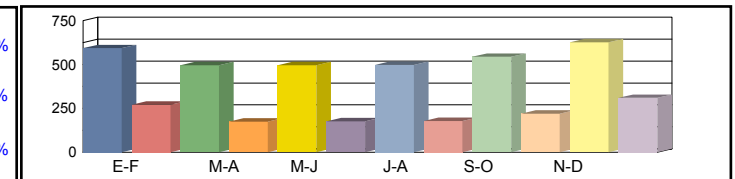
Dirección General de Carreteras

|  | Ene-Feb | Mar-Abr | May-Jun | Jul-Ago | Sep-Oct | Nov-Dic | IMD |
|--|---------|---------|---------|---------|---------|---------|-----|
|--|---------|---------|---------|---------|---------|---------|-----|

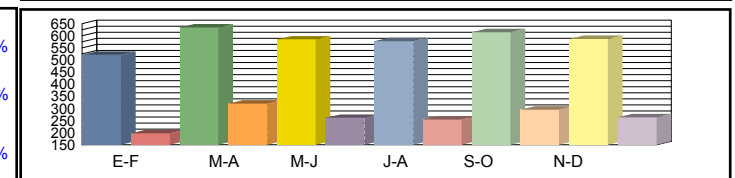
|                |         |                   |                   |                   |                   |                   |                   |                   |
|----------------|---------|-------------------|-------------------|-------------------|-------------------|-------------------|-------------------|-------------------|
| Media Domingos | 00h-24h | 465 <b>24,58%</b> | 512 <b>27,02%</b> | 538 <b>28,41%</b> | 601 <b>31,74%</b> | 575 <b>30,39%</b> | 498 <b>26,33%</b> | 532 <b>28,08%</b> |
|                | 06h-22h | 353 <b>24,18%</b> | 372 <b>25,44%</b> | 400 <b>27,41%</b> | 433 <b>29,67%</b> | 436 <b>29,81%</b> | 377 <b>25,80%</b> | 395 <b>27,05%</b> |
|                | 08h-14h | 102 <b>6,88%</b>  | 124 <b>8,35%</b>  | 149 <b>10,03%</b> | 224 <b>15,14%</b> | 162 <b>10,92%</b> | 81 <b>5,45%</b>   | 140 <b>9,46%</b>  |



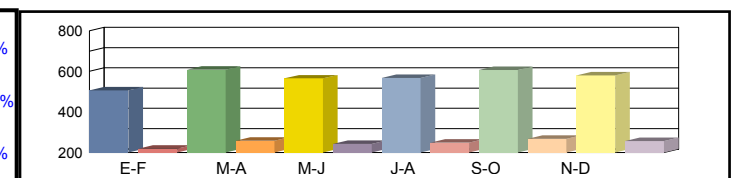
|               |         |                   |                   |                   |                   |                   |                   |                   |
|---------------|---------|-------------------|-------------------|-------------------|-------------------|-------------------|-------------------|-------------------|
| Media Sábados | 00h-24h | 593 <b>31,32%</b> | 495 <b>26,13%</b> | 496 <b>26,21%</b> | 498 <b>26,28%</b> | 544 <b>28,71%</b> | 626 <b>33,09%</b> | 542 <b>28,62%</b> |
|               | 06h-22h | 444 <b>30,37%</b> | 376 <b>25,73%</b> | 376 <b>25,73%</b> | 370 <b>25,31%</b> | 417 <b>28,52%</b> | 472 <b>32,33%</b> | 409 <b>28,00%</b> |
|               | 08h-14h | 194 <b>13,08%</b> | 183 <b>12,33%</b> | 185 <b>12,46%</b> | 195 <b>13,14%</b> | 231 <b>15,61%</b> | 237 <b>16,02%</b> | 204 <b>13,78%</b> |



|                 |         |                   |                   |                   |                   |                   |                   |                   |
|-----------------|---------|-------------------|-------------------|-------------------|-------------------|-------------------|-------------------|-------------------|
| Media Laborales | 00h-24h | 521 <b>27,53%</b> | 634 <b>33,51%</b> | 585 <b>30,90%</b> | 578 <b>30,55%</b> | 615 <b>32,46%</b> | 587 <b>31,01%</b> | 587 <b>30,99%</b> |
|                 | 06h-22h | 399 <b>27,34%</b> | 491 <b>33,59%</b> | 441 <b>30,16%</b> | 439 <b>30,06%</b> | 471 <b>32,24%</b> | 449 <b>30,73%</b> | 448 <b>30,69%</b> |
|                 | 08h-14h | 180 <b>12,17%</b> | 221 <b>14,95%</b> | 192 <b>12,99%</b> | 189 <b>12,76%</b> | 205 <b>13,86%</b> | 200 <b>13,50%</b> | 198 <b>13,37%</b> |



|              |         |                   |                   |                   |                   |                   |                   |                          |
|--------------|---------|-------------------|-------------------|-------------------|-------------------|-------------------|-------------------|--------------------------|
| Media Diaria | 00h-24h | 506 <b>30,13%</b> | 608 <b>29,74%</b> | 565 <b>29,95%</b> | 567 <b>30,43%</b> | 607 <b>30,59%</b> | 580 <b>30,63%</b> | <b>572</b> <b>30,25%</b> |
|              | 06h-22h | 386 <b>29,75%</b> | 467 <b>29,26%</b> | 424 <b>29,55%</b> | 426 <b>29,81%</b> | 464 <b>30,29%</b> | 442 <b>30,26%</b> | <b>435</b> <b>29,82%</b> |
|              | 08h-14h | 167 <b>12,49%</b> | 206 <b>12,60%</b> | 183 <b>12,86%</b> | 192 <b>13,68%</b> | 204 <b>13,43%</b> | 188 <b>12,71%</b> | <b>190</b> <b>12,96%</b> |



|              |   |  |  |  |  |  |  |  |
|--------------|---|--|--|--|--|--|--|--|
| Coeficientes | N |  |  |  |  |  |  |  |
|              | L |  |  |  |  |  |  |  |
| Coeficiente  | S |  |  |  |  |  |  |  |

Los datos en color negro corresponden al total de vehículos y los datos en color azul corresponden a vehículos pesados (en %)



Castilla-La Mancha

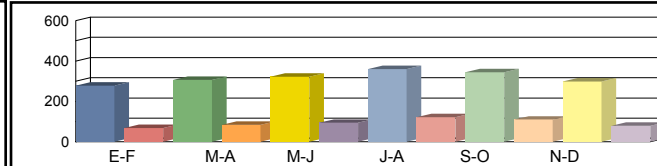
Consejería de Fomento

**Estación:** AB-211  
**Carretera:** CM-3261 p.k. 13,00 **Provincia:** ALBACETE  
**Ubicación:** Corral-Rubio - Bonete  
**Año:** 2024  
**Tipo:** COBERTURA

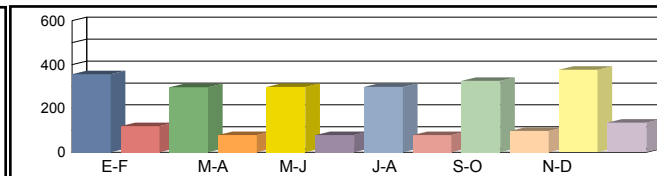
Dirección General de Carreteras

|  | Ene-Feb | Mar-Abr | May-Jun | Jul-Ago | Sep-Oct | Nov-Dic | IMD |
|--|---------|---------|---------|---------|---------|---------|-----|
|--|---------|---------|---------|---------|---------|---------|-----|

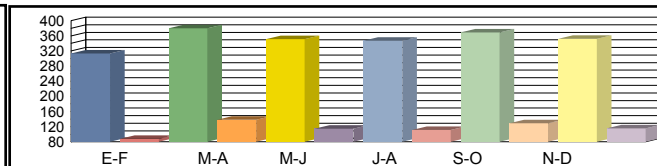
|                |         |            |            |            |            |            |            |            |
|----------------|---------|------------|------------|------------|------------|------------|------------|------------|
| Media Domingos | 00h-24h | 279 19,59% | 307 21,54% | 323 22,65% | 360 25,30% | 345 24,23% | 299 20,99% | 319 22,38% |
|                | 06h-22h | 212 16,97% | 223 17,85% | 240 19,23% | 260 20,81% | 261 20,92% | 226 18,10% | 237 18,98% |
|                | 08h-14h | 49 12,08%  | 60 14,66%  | 72 17,62%  | 109 26,60% | 78 19,18%  | 39 9,57%   | 68 16,62%  |



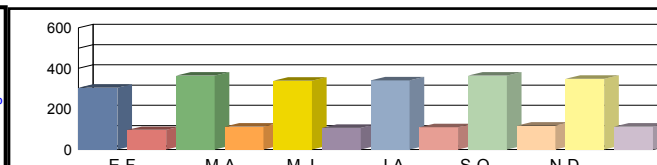
|               |         |            |            |            |            |            |            |            |
|---------------|---------|------------|------------|------------|------------|------------|------------|------------|
| Media Sábados | 00h-24h | 356 24,97% | 297 20,83% | 298 20,90% | 298 20,95% | 326 22,89% | 376 26,38% | 325 22,82% |
|               | 06h-22h | 266 21,31% | 225 18,05% | 225 18,05% | 222 17,76% | 250 20,01% | 283 22,68% | 245 19,64% |
|               | 08h-14h | 94 22,97%  | 89 21,66%  | 90 21,89%  | 94 23,09%  | 112 27,42% | 115 28,14% | 99 24,20%  |



|                 |         |            |            |            |            |            |            |            |
|-----------------|---------|------------|------------|------------|------------|------------|------------|------------|
| Media Laborales | 00h-24h | 313 21,94% | 380 26,71% | 351 24,63% | 347 24,36% | 369 25,88% | 352 24,72% | 352 24,71% |
|                 | 06h-22h | 239 19,18% | 294 23,56% | 264 21,16% | 263 21,09% | 282 22,62% | 269 21,56% | 268 21,53% |
|                 | 08h-14h | 87 21,37%  | 107 26,26% | 93 22,81%  | 92 22,41%  | 100 24,35% | 97 23,71%  | 96 23,48%  |



|              |         |            |            |            |            |            |            |                   |
|--------------|---------|------------|------------|------------|------------|------------|------------|-------------------|
| Media Diaria | 00h-24h | 304 24,02% | 364 23,71% | 339 23,87% | 341 24,26% | 364 24,38% | 348 24,42% | <b>343 24,11%</b> |
|              | 06h-22h | 231 20,87% | 280 20,53% | 254 20,73% | 255 20,91% | 278 21,25% | 265 21,23% | <b>260 20,92%</b> |
|              | 08h-14h | 81 21,94%  | 100 22,13% | 89 22,58%  | 93 24,03%  | 100 23,59% | 91 22,32%  | <b>92 22,77%</b>  |



|              |   |  |  |  |  |  |  |  |
|--------------|---|--|--|--|--|--|--|--|
| Coeficientes | N |  |  |  |  |  |  |  |
|              | L |  |  |  |  |  |  |  |
| Coeficiente  | S |  |  |  |  |  |  |  |

Los datos en color negro corresponden al total de vehículos y los datos en color azul corresponden a vehículos pesados (en %)



Castilla-La Mancha

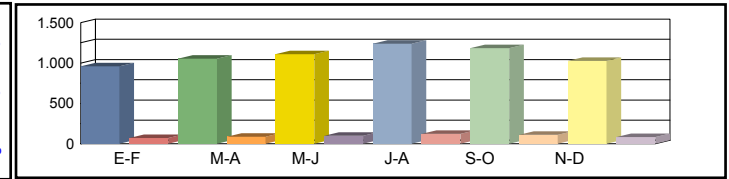
Consejería de Fomento

**Estación:** AB-212  
**Carretera:** CM-3209 p.k. 38,00 **Provincia:** ALBACETE  
**Ubicación:** Bonete - Montealegre del Castillo  
**Año:** 2024  
**Tipo:** COBERTURA

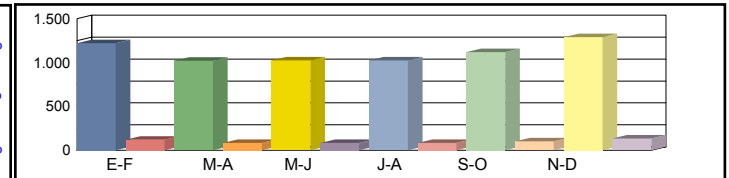
Dirección General de Carreteras

|  | Ene-Feb | Mar-Abr | May-Jun | Jul-Ago | Sep-Oct | Nov-Dic | IMD |
|--|---------|---------|---------|---------|---------|---------|-----|
|--|---------|---------|---------|---------|---------|---------|-----|

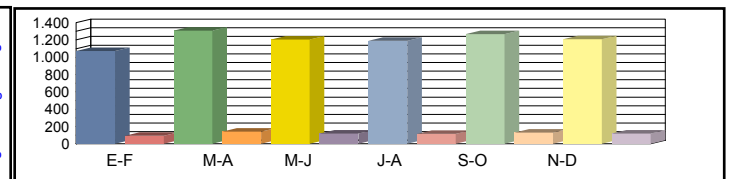
|          |         |           |             |             |             |             |             |             |
|----------|---------|-----------|-------------|-------------|-------------|-------------|-------------|-------------|
| Media    | 00h-24h | 959 7,07% | 1.055 7,78% | 1.109 8,18% | 1.239 9,14% | 1.186 8,75% | 1.027 7,58% | 1.096 8,08% |
| Domingos | 06h-22h | 875 6,44% | 921 6,77%   | 992 7,30%   | 1.073 7,90% | 1.079 7,94% | 933 6,87%   | 979 7,20%   |
|          | 08h-14h | 258 3,93% | 313 4,77%   | 376 5,73%   | 568 8,65%   | 409 6,23%   | 204 3,11%   | 355 5,40%   |



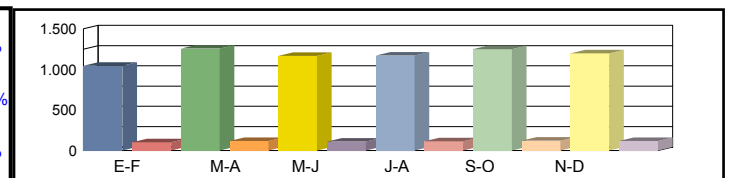
|         |         |             |             |             |             |             |             |             |
|---------|---------|-------------|-------------|-------------|-------------|-------------|-------------|-------------|
| Media   | 00h-24h | 1.222 9,02% | 1.020 7,52% | 1.023 7,55% | 1.026 7,56% | 1.120 8,26% | 1.291 9,53% | 1.117 8,24% |
| Sábados | 06h-22h | 1.099 8,09% | 931 6,85%   | 931 6,85%   | 916 6,74%   | 1.032 7,59% | 1.170 8,61% | 1.013 7,46% |
|         | 08h-14h | 490 7,47%   | 462 7,04%   | 467 7,12%   | 493 7,50%   | 585 8,91%   | 600 9,15%   | 516 7,86%   |



|           |         |             |             |             |             |             |             |             |
|-----------|---------|-------------|-------------|-------------|-------------|-------------|-------------|-------------|
| Media     | 00h-24h | 1.074 7,92% | 1.308 9,65% | 1.206 8,89% | 1.192 8,80% | 1.267 9,35% | 1.210 8,93% | 1.210 8,92% |
| Laborales | 06h-22h | 989 7,28%   | 1.215 8,94% | 1.091 8,03% | 1.088 8,00% | 1.166 8,58% | 1.112 8,18% | 1.110 8,17% |
|           | 08h-14h | 456 6,95%   | 560 8,53%   | 487 7,41%   | 478 7,28%   | 520 7,91%   | 506 7,71%   | 501 7,63%   |



|        |         |             |             |             |             |             |             |             |
|--------|---------|-------------|-------------|-------------|-------------|-------------|-------------|-------------|
| Media  | 00h-24h | 1.044 8,67% | 1.255 8,56% | 1.165 8,62% | 1.170 8,76% | 1.250 8,81% | 1.196 8,82% | 1.180 8,71% |
| Diaria | 06h-22h | 957 7,92%   | 1.157 7,79% | 1.049 7,87% | 1.055 7,94% | 1.149 8,06% | 1.095 8,06% | 1.077 7,94% |
|        | 08h-14h | 422 7,13%   | 523 7,19%   | 464 7,34%   | 485 7,81%   | 517 7,67%   | 476 7,26%   | 481 7,40%   |



|              |   |  |  |  |  |  |  |  |
|--------------|---|--|--|--|--|--|--|--|
| Coeficientes | N |  |  |  |  |  |  |  |
|              | L |  |  |  |  |  |  |  |
| Coeficiente  | S |  |  |  |  |  |  |  |

Los datos en color negro corresponden al total de vehículos y los datos en color azul corresponden a vehículos pesados (en %)



Castilla-La Mancha

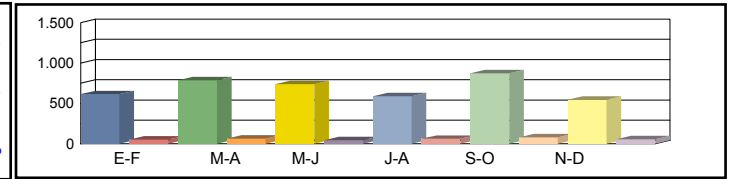
Consejería de Fomento

**Estación:** AB-213  
**Carretera:** CM-3211 p.k. 11,00 **Provincia:** ALBACETE  
**Ubicación:** Pétrola - Las Anorias  
**Año:** 2024  
**Tipo:** PRIMARIA

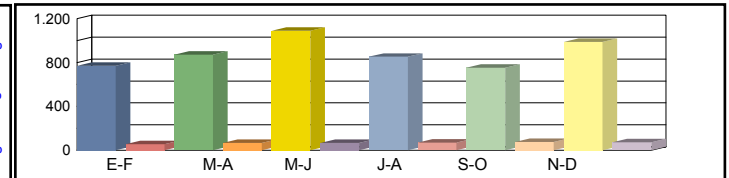
Dirección General de Carreteras

| Ene-Feb | Mar-Abr | May-Jun | Jul-Ago | Sep-Oct | Nov-Dic | IMD |
|---------|---------|---------|---------|---------|---------|-----|
|---------|---------|---------|---------|---------|---------|-----|

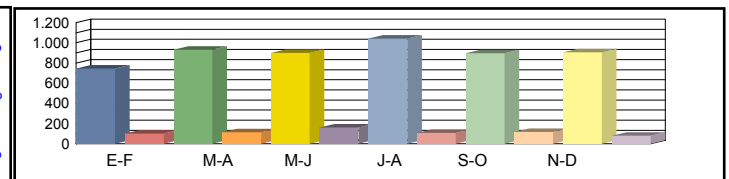
|          |         |           |           |           |           |           |           |           |
|----------|---------|-----------|-----------|-----------|-----------|-----------|-----------|-----------|
| Media    | 00h-24h | 615 7,97% | 788 7,49% | 738 5,69% | 589 9,68% | 874 8,35% | 546 9,34% | 692 8,09% |
| Domingos | 06h-22h | 550 6,73% | 721 5,41% | 642 4,67% | 546 8,42% | 767 7,95% | 471 6,58% | 616 6,63% |
|          | 08h-14h | 319 5,64% | 326 2,45% | 240 2,50% | 127 6,30% | 348 5,75% | 146 9,59% | 251 5,37% |



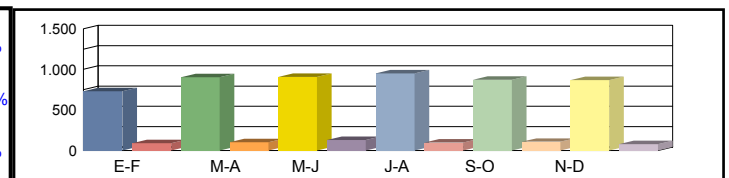
|         |         |           |           |             |           |           |           |           |
|---------|---------|-----------|-----------|-------------|-----------|-----------|-----------|-----------|
| Media   | 00h-24h | 770 6,75% | 871 7,12% | 1.089 5,69% | 853 7,50% | 752 9,18% | 988 6,88% | 887 7,19% |
| Sábados | 06h-22h | 699 6,44% | 770 5,06% | 972 5,25%   | 775 6,19% | 671 7,90% | 910 6,15% | 800 6,17% |
|         | 08h-14h | 364 4,95% | 422 2,61% | 357 6,44%   | 377 4,51% | 317 4,42% | 394 6,09% | 372 4,84% |



|           |         |            |            |            |             |            |           |            |
|-----------|---------|------------|------------|------------|-------------|------------|-----------|------------|
| Media     | 00h-24h | 745 12,08% | 933 11,04% | 901 15,21% | 1.041 9,41% | 898 11,69% | 908 8,15% | 904 11,26% |
| Laborales | 06h-22h | 683 11,13% | 802 8,98%  | 800 15,13% | 942 8,70%   | 791 10,75% | 839 7,51% | 810 10,36% |
|           | 08h-14h | 314 14,33% | 344 8,72%  | 333 15,92% | 398 9,05%   | 298 10,07% | 378 7,67% | 344 10,96% |



|        |         |            |            |            |           |            |           |                   |
|--------|---------|------------|------------|------------|-----------|------------|-----------|-------------------|
| Media  | 00h-24h | 730 10,82% | 903 10,08% | 905 12,49% | 949 9,17% | 873 10,88% | 868 8,06% | <b>871 10,25%</b> |
| Diaria | 06h-22h | 666 9,91%  | 787 8,01%  | 802 12,22% | 862 8,35% | 770 10,00% | 797 7,28% | <b>781 9,29%</b>  |
|        | 08h-14h | 322 11,49% | 353 6,80%  | 323 13,00% | 356 8,15% | 309 8,74%  | 347 7,49% | <b>335 9,28%</b>  |



|              |   |         |         |         |         |         |         |         |
|--------------|---|---------|---------|---------|---------|---------|---------|---------|
| Coeficientes | N | 1,09078 | 1,16334 | 1,12625 | 1,10510 | 1,13527 | 1,08224 |         |
|              | L | 1,21342 | 0,96892 | 1,00333 | 0,86840 | 1,00668 | 0,99559 |         |
| Coeficiente  | S |         |         |         |         |         |         | 0,96381 |

Los datos en color negro corresponden al total de vehículos y los datos en color azul corresponden a vehículos pesados (en %)



**Castilla-La Mancha**

Consejería de Fomento

**Estación:** AB-214  
**Carretera:** CM-3209 p.k. 47,00 **Provincia:** ALBACETE  
**Ubicación:** Montealegre - Límite Provincia con Murcia  
**Año:** 2024  
**Tipo:** COBERTURA

**Dirección General de Carreteras**

| Ene-Feb | Mar-Abr | May-Jun | Jul-Ago | Sep-Oct | Nov-Dic | IMD |
|---------|---------|---------|---------|---------|---------|-----|
|---------|---------|---------|---------|---------|---------|-----|

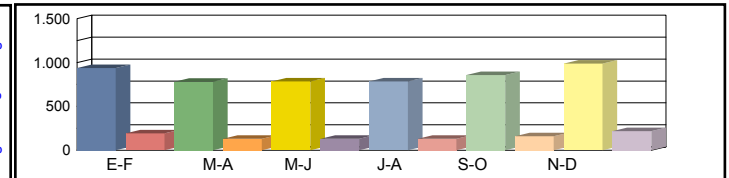
Media 00h-24h  
 Domingos 06h-22h  
 08h-14h

|                   |                   |                   |                   |                   |                   |                   |
|-------------------|-------------------|-------------------|-------------------|-------------------|-------------------|-------------------|
| 735 <b>13,42%</b> | 808 <b>14,76%</b> | 849 <b>15,52%</b> | 949 <b>17,34%</b> | 909 <b>16,60%</b> | 787 <b>14,38%</b> | 840 <b>15,34%</b> |
| 615 <b>11,18%</b> | 647 <b>11,77%</b> | 697 <b>12,68%</b> | 754 <b>13,72%</b> | 758 <b>13,79%</b> | 656 <b>11,93%</b> | 688 <b>12,51%</b> |
| 159 <b>5,39%</b>  | 193 <b>6,54%</b>  | 232 <b>7,86%</b>  | 350 <b>11,86%</b> | 252 <b>8,56%</b>  | 126 <b>4,27%</b>  | 219 <b>7,41%</b>  |



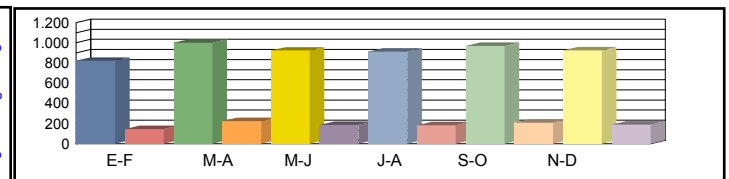
Media 00h-24h  
 Sábados 06h-22h  
 08h-14h

|                   |                   |                   |                   |                   |                   |                   |
|-------------------|-------------------|-------------------|-------------------|-------------------|-------------------|-------------------|
| 936 <b>17,11%</b> | 781 <b>14,27%</b> | 784 <b>14,32%</b> | 786 <b>14,35%</b> | 858 <b>15,68%</b> | 989 <b>18,07%</b> | 856 <b>15,64%</b> |
| 772 <b>14,04%</b> | 654 <b>11,90%</b> | 654 <b>11,90%</b> | 643 <b>11,70%</b> | 725 <b>13,19%</b> | 822 <b>14,95%</b> | 712 <b>12,95%</b> |
| 302 <b>10,25%</b> | 285 <b>9,66%</b>  | 288 <b>9,76%</b>  | 304 <b>10,30%</b> | 361 <b>12,23%</b> | 370 <b>12,55%</b> | 318 <b>10,79%</b> |



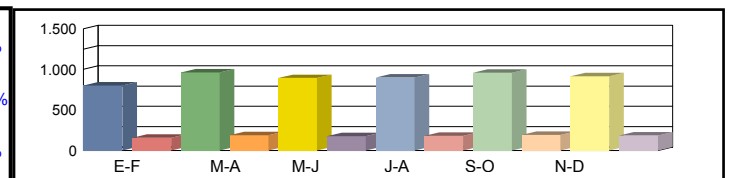
Media 00h-24h  
 Laborales 06h-22h  
 08h-14h

|                   |                     |                   |                   |                   |                   |                   |
|-------------------|---------------------|-------------------|-------------------|-------------------|-------------------|-------------------|
| 823 <b>15,04%</b> | 1.002 <b>18,30%</b> | 924 <b>16,88%</b> | 914 <b>16,69%</b> | 971 <b>17,73%</b> | 927 <b>16,94%</b> | 927 <b>16,93%</b> |
| 695 <b>12,64%</b> | 854 <b>15,53%</b>   | 766 <b>13,94%</b> | 764 <b>13,90%</b> | 819 <b>14,91%</b> | 781 <b>14,21%</b> | 780 <b>14,19%</b> |
| 281 <b>9,53%</b>  | 345 <b>11,71%</b>   | 300 <b>10,17%</b> | 295 <b>9,99%</b>  | 320 <b>10,86%</b> | 312 <b>10,58%</b> | 309 <b>10,47%</b> |



Media 00h-24h  
 Diaria 06h-22h  
 08h-14h

|                   |                   |                   |                   |                   |                   |                   |
|-------------------|-------------------|-------------------|-------------------|-------------------|-------------------|-------------------|
| 800 <b>16,46%</b> | 961 <b>16,24%</b> | 893 <b>16,36%</b> | 897 <b>16,62%</b> | 958 <b>16,71%</b> | 916 <b>16,73%</b> | <b>904 16,52%</b> |
| 673 <b>13,76%</b> | 813 <b>13,53%</b> | 736 <b>13,66%</b> | 741 <b>13,78%</b> | 807 <b>14,01%</b> | 769 <b>13,99%</b> | <b>756 13,79%</b> |
| 260 <b>9,79%</b>  | 322 <b>9,87%</b>  | 286 <b>10,07%</b> | 299 <b>10,72%</b> | 318 <b>10,52%</b> | 294 <b>9,96%</b>  | <b>296 10,16%</b> |



Coeficientes N  
 L  
 Coeficiente S

|  |  |  |  |  |  |  |
|--|--|--|--|--|--|--|
|  |  |  |  |  |  |  |
|  |  |  |  |  |  |  |

Los datos en color negro corresponden al total de vehículos y los datos en color azul corresponden a vehículos pesados (en %)



Castilla-La Mancha

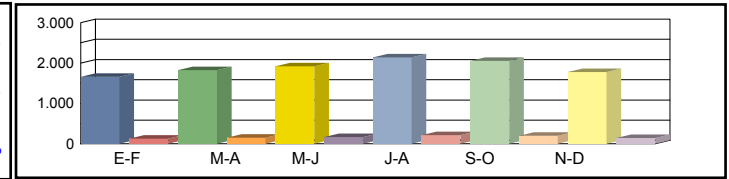
Consejería de Fomento

**Estación:** AB-215  
**Carretera:** CM-3215 p.k. 11,00 **Provincia:** ALBACETE  
**Ubicación:** Tobarra - Ontur  
**Año:** 2024  
**Tipo:** COBERTURA

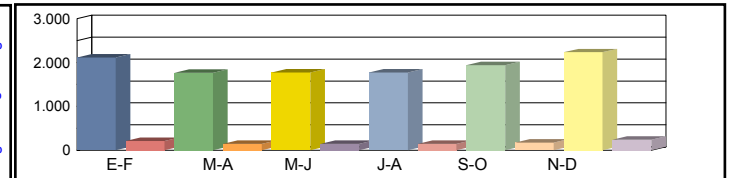
Dirección General de Carreteras

|  | Ene-Feb | Mar-Abr | May-Jun | Jul-Ago | Sep-Oct | Nov-Dic | IMD |
|--|---------|---------|---------|---------|---------|---------|-----|
|--|---------|---------|---------|---------|---------|---------|-----|

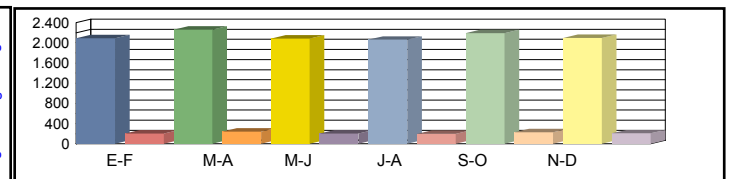
|          |         |             |             |             |             |             |             |             |
|----------|---------|-------------|-------------|-------------|-------------|-------------|-------------|-------------|
| Media    | 00h-24h | 1.659 7,12% | 1.824 7,83% | 1.918 8,23% | 2.142 9,19% | 2.052 8,80% | 1.777 7,63% | 1.895 8,13% |
| Domingos | 06h-22h | 1.537 6,20% | 1.617 6,53% | 1.742 7,03% | 1.885 7,61% | 1.895 7,65% | 1.639 6,62% | 1.719 6,94% |
|          | 08h-14h | 362 4,30%   | 440 5,22%   | 528 6,27%   | 798 9,47%   | 575 6,83%   | 287 3,41%   | 498 5,91%   |



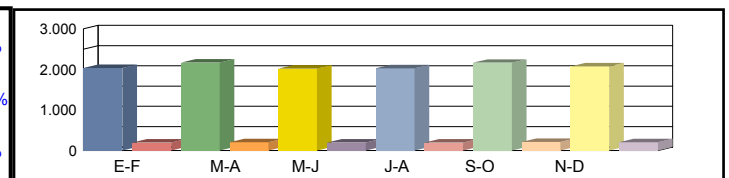
|         |         |             |             |             |             |             |             |             |
|---------|---------|-------------|-------------|-------------|-------------|-------------|-------------|-------------|
| Media   | 00h-24h | 2.114 9,07% | 1.764 7,57% | 1.770 7,59% | 1.774 7,61% | 1.938 8,32% | 2.234 9,59% | 1.932 8,29% |
| Sábados | 06h-22h | 1.930 7,79% | 1.635 6,60% | 1.635 6,60% | 1.608 6,49% | 1.812 7,32% | 2.055 8,30% | 1.779 7,18% |
|         | 08h-14h | 689 8,18%   | 650 7,71%   | 656 7,79%   | 692 8,22%   | 822 9,76%   | 844 10,01%  | 726 8,61%   |



|           |         |             |             |             |             |             |             |             |
|-----------|---------|-------------|-------------|-------------|-------------|-------------|-------------|-------------|
| Media     | 00h-24h | 2.093 8,98% | 2.262 9,71% | 2.086 8,95% | 2.063 8,85% | 2.192 9,41% | 2.097 9,00% | 2.132 9,15% |
| Laborales | 06h-22h | 1.953 7,89% | 2.134 8,62% | 1.916 7,74% | 1.910 7,71% | 2.049 8,27% | 1.974 7,97% | 1.989 8,03% |
|           | 08h-14h | 711 8,44%   | 787 9,34%   | 684 8,12%   | 672 7,97%   | 730 8,67%   | 750 8,90%   | 722 8,57%   |



|        |         |             |             |             |             |             |             |             |
|--------|---------|-------------|-------------|-------------|-------------|-------------|-------------|-------------|
| Media  | 00h-24h | 2.034 8,73% | 2.170 8,62% | 2.015 8,68% | 2.025 8,82% | 2.163 8,86% | 2.072 8,87% | 2.080 8,76% |
| Diaria | 06h-22h | 1.890 7,63% | 2.032 7,51% | 1.842 7,58% | 1.852 7,65% | 2.019 7,77% | 1.943 7,76% | 1.930 7,65% |
|        | 08h-14h | 658 7,81%   | 734 7,87%   | 651 8,04%   | 681 8,55%   | 726 8,40%   | 706 7,95%   | 693 8,10%   |



|              |   |  |  |  |  |  |  |  |
|--------------|---|--|--|--|--|--|--|--|
| Coeficientes | N |  |  |  |  |  |  |  |
|              | L |  |  |  |  |  |  |  |
| Coeficiente  | S |  |  |  |  |  |  |  |

Los datos en color negro corresponden al total de vehículos y los datos en color azul corresponden a vehículos pesados (en %)



Castilla-La Mancha

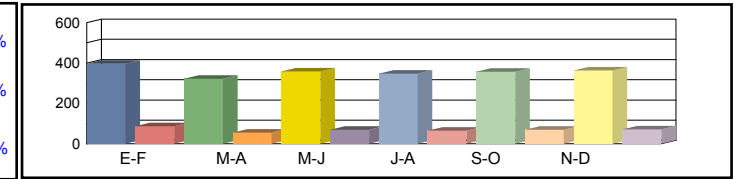
Consejería de Fomento

**Estación:** AB-216  
**Carretera:** CM-3213 p.k. 27,50 **Provincia:** ALBACETE  
**Ubicación:** Int CM- 9334 (Liétor) - Hellín  
**Año:** 2024  
**Tipo:** COBERTURA

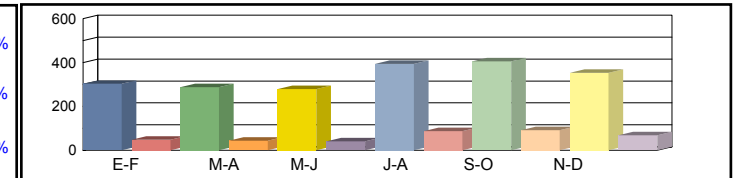
Dirección General de Carreteras

|  | Ene-Feb | Mar-Abr | May-Jun | Jul-Ago | Sep-Oct | Nov-Dic | IMD |
|--|---------|---------|---------|---------|---------|---------|-----|
|--|---------|---------|---------|---------|---------|---------|-----|

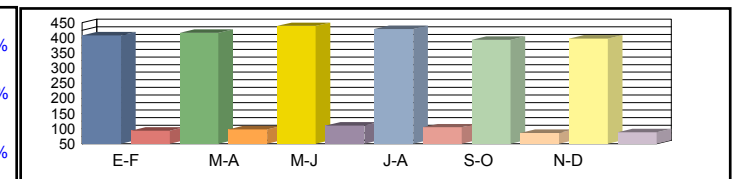
|                |         |            |            |            |            |            |            |            |
|----------------|---------|------------|------------|------------|------------|------------|------------|------------|
| Media Domingos | 00h-24h | 396 18,09% | 323 14,74% | 359 16,37% | 348 15,90% | 357 16,31% | 363 16,57% | 358 16,33% |
|                | 06h-22h | 359 16,54% | 271 12,48% | 315 14,50% | 300 13,80% | 322 14,84% | 327 15,06% | 316 14,54% |
|                | 08h-14h | 83 8,06%   | 128 12,40% | 104 10,00% | 143 13,79% | 132 12,73% | 108 10,39% | 116 11,23% |



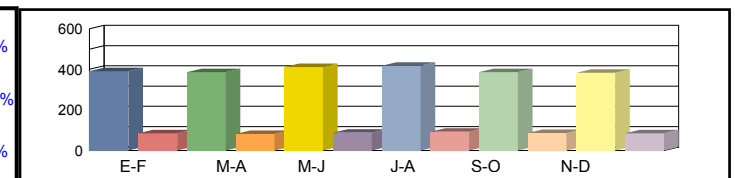
|               |         |            |            |            |            |            |            |            |
|---------------|---------|------------|------------|------------|------------|------------|------------|------------|
| Media Sábados | 00h-24h | 303 13,81% | 288 13,16% | 279 12,75% | 394 18,01% | 405 18,51% | 353 16,14% | 337 15,40% |
|               | 06h-22h | 266 12,25% | 256 11,78% | 249 11,47% | 354 16,28% | 362 16,68% | 312 14,36% | 300 13,80% |
|               | 08h-14h | 147 14,17% | 120 11,59% | 126 12,20% | 187 18,10% | 187 18,10% | 165 15,92% | 155 15,02% |



|                 |         |            |            |            |            |            |            |            |
|-----------------|---------|------------|------------|------------|------------|------------|------------|------------|
| Media Laborales | 00h-24h | 408 18,63% | 416 18,99% | 439 20,04% | 429 19,59% | 393 17,94% | 397 18,11% | 414 18,88% |
|                 | 06h-22h | 367 16,89% | 365 16,78% | 395 18,16% | 386 17,78% | 359 16,54% | 361 16,60% | 372 17,13% |
|                 | 08h-14h | 182 17,58% | 184 17,78% | 191 18,42% | 197 19,02% | 173 16,72% | 180 17,35% | 184 17,81% |



|              |         |            |            |            |            |            |            |            |
|--------------|---------|------------|------------|------------|------------|------------|------------|------------|
| Media Diaria | 00h-24h | 391 17,86% | 386 17,29% | 412 17,47% | 418 18,15% | 386 18,28% | 383 17,98% | 396 17,84% |
|              | 06h-22h | 351 16,18% | 336 15,53% | 369 15,78% | 374 16,36% | 352 16,57% | 348 16,27% | 355 16,12% |
|              | 08h-14h | 163 15,74% | 167 15,99% | 171 15,73% | 192 17,12% | 167 16,96% | 167 16,32% | 171 16,31% |



|              |   |  |  |  |  |  |  |
|--------------|---|--|--|--|--|--|--|
| Coeficientes | N |  |  |  |  |  |  |
|              | L |  |  |  |  |  |  |
| Coeficiente  | S |  |  |  |  |  |  |

Los datos en color negro corresponden al total de vehículos y los datos en color azul corresponden a vehículos pesados (en %)



**Castilla-La Mancha**

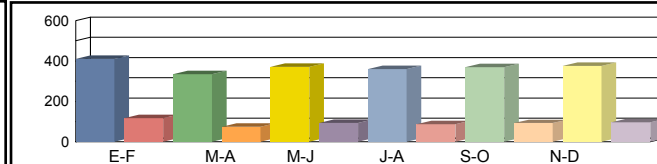
Consejería de Fomento

**Estación:** AB-217  
**Carretera:** CM-3213 p.k. 8,00 **Provincia:** ALBACETE  
**Ubicación:** El Villarejo - Int CM- 9334 (Liétor)  
**Año:** 2024  
**Tipo:** COBERTURA

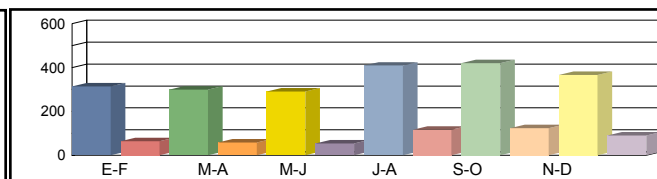
**Dirección General de Carreteras**

|  | Ene-Feb | Mar-Abr | May-Jun | Jul-Ago | Sep-Oct | Nov-Dic | IMD |
|--|---------|---------|---------|---------|---------|---------|-----|
|--|---------|---------|---------|---------|---------|---------|-----|

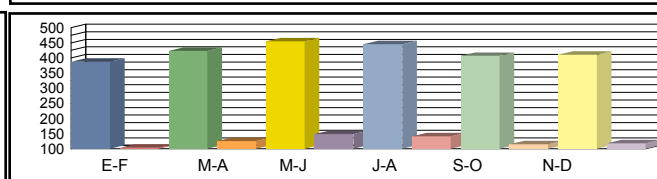
|                |         |                   |                   |                   |                   |                   |                   |                   |
|----------------|---------|-------------------|-------------------|-------------------|-------------------|-------------------|-------------------|-------------------|
| Media Domingos | 00h-24h | 411 <b>22,27%</b> | 335 <b>18,15%</b> | 372 <b>20,15%</b> | 361 <b>19,57%</b> | 370 <b>20,08%</b> | 376 <b>20,40%</b> | 371 <b>20,10%</b> |
|                | 06h-22h | 351 <b>19,69%</b> | 265 <b>14,86%</b> | 307 <b>17,27%</b> | 292 <b>16,42%</b> | 315 <b>17,67%</b> | 319 <b>17,93%</b> | 308 <b>17,31%</b> |
|                | 08h-14h | 91 <b>7,88%</b>   | 140 <b>12,11%</b> | 113 <b>9,77%</b>  | 155 <b>13,47%</b> | 143 <b>12,43%</b> | 117 <b>10,15%</b> | 126 <b>10,97%</b> |



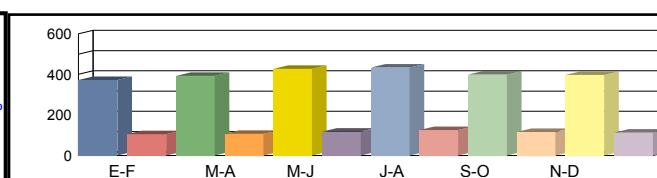
|               |         |                   |                   |                   |                   |                   |                   |                   |
|---------------|---------|-------------------|-------------------|-------------------|-------------------|-------------------|-------------------|-------------------|
| Media Sábados | 00h-24h | 314 <b>17,00%</b> | 299 <b>16,21%</b> | 290 <b>15,70%</b> | 409 <b>22,17%</b> | 420 <b>22,79%</b> | 366 <b>19,87%</b> | 350 <b>18,95%</b> |
|               | 06h-22h | 260 <b>14,58%</b> | 250 <b>14,03%</b> | 243 <b>13,66%</b> | 345 <b>19,39%</b> | 353 <b>19,86%</b> | 304 <b>17,10%</b> | 292 <b>16,43%</b> |
|               | 08h-14h | 160 <b>13,84%</b> | 131 <b>11,32%</b> | 137 <b>11,91%</b> | 204 <b>17,68%</b> | 204 <b>17,68%</b> | 179 <b>15,55%</b> | 169 <b>14,66%</b> |



|                 |         |                   |                   |                   |                   |                   |                   |                   |
|-----------------|---------|-------------------|-------------------|-------------------|-------------------|-------------------|-------------------|-------------------|
| Media Laborales | 00h-24h | 388 <b>21,02%</b> | 423 <b>22,93%</b> | 455 <b>24,67%</b> | 445 <b>24,12%</b> | 407 <b>22,09%</b> | 411 <b>22,30%</b> | 422 <b>22,85%</b> |
|                 | 06h-22h | 328 <b>18,44%</b> | 358 <b>20,11%</b> | 385 <b>21,62%</b> | 377 <b>21,17%</b> | 351 <b>19,69%</b> | 352 <b>19,76%</b> | 358 <b>20,13%</b> |
|                 | 08h-14h | 183 <b>15,84%</b> | 198 <b>17,17%</b> | 207 <b>17,99%</b> | 214 <b>18,57%</b> | 188 <b>16,33%</b> | 195 <b>16,94%</b> | 198 <b>17,14%</b> |



|              |         |                   |                   |                   |                   |                   |                   |                          |
|--------------|---------|-------------------|-------------------|-------------------|-------------------|-------------------|-------------------|--------------------------|
| Media Diaria | 00h-24h | 372 <b>21,99%</b> | 393 <b>21,29%</b> | 427 <b>21,50%</b> | 434 <b>22,34%</b> | 399 <b>22,50%</b> | 397 <b>22,13%</b> | <b>404</b> <b>21,96%</b> |
|              | 06h-22h | 314 <b>19,26%</b> | 329 <b>18,49%</b> | 360 <b>18,78%</b> | 365 <b>19,48%</b> | 344 <b>19,73%</b> | 339 <b>19,37%</b> | <b>342</b> <b>19,19%</b> |
|              | 08h-14h | 164 <b>15,37%</b> | 180 <b>15,61%</b> | 185 <b>15,36%</b> | 208 <b>16,72%</b> | 181 <b>16,57%</b> | 181 <b>15,94%</b> | <b>183</b> <b>15,93%</b> |



|              |   |  |  |  |  |  |  |  |
|--------------|---|--|--|--|--|--|--|--|
| Coeficientes | N |  |  |  |  |  |  |  |
|              | L |  |  |  |  |  |  |  |
| Coeficiente  | S |  |  |  |  |  |  |  |

Los datos en color negro corresponden al total de vehículos y los datos en color azul corresponden a vehículos pesados (en %)





Castilla-La Mancha

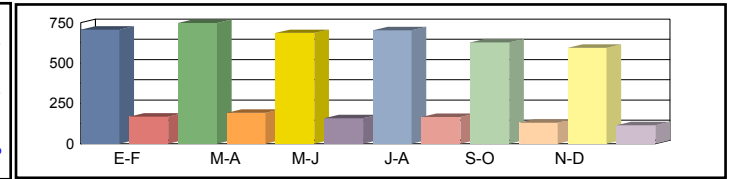
Consejería de Fomento

**Estación:** AB-217a  
**Carretera:** CM-3203 p.k. 54,00 **Provincia:** ALBACETE  
**Ubicación:** Alcadozo - Ayna  
**Año:** 2024  
**Tipo:** COBERTURA

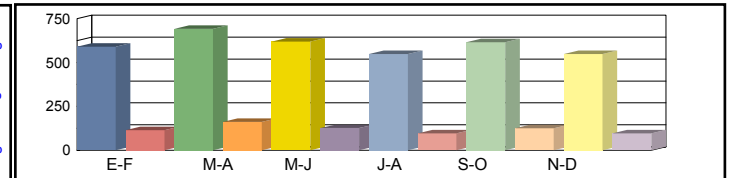
Dirección General de Carreteras

|  | Ene-Feb | Mar-Abr | May-Jun | Jul-Ago | Sep-Oct | Nov-Dic | IMD |
|--|---------|---------|---------|---------|---------|---------|-----|
|--|---------|---------|---------|---------|---------|---------|-----|

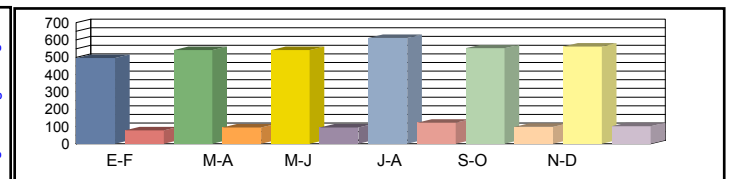
|                |         |            |            |            |            |            |            |            |
|----------------|---------|------------|------------|------------|------------|------------|------------|------------|
| Media Domingos | 00h-24h | 707 19,31% | 749 20,46% | 686 18,75% | 702 19,19% | 628 17,18% | 594 16,24% | 678 18,52% |
|                | 06h-22h | 637 17,52% | 702 19,32% | 640 17,63% | 598 16,47% | 572 15,74% | 543 14,95% | 615 16,94% |
|                | 08h-14h | 253 19,46% | 172 13,23% | 234 17,95% | 187 14,39% | 201 15,40% | 228 17,49% | 212 16,32% |



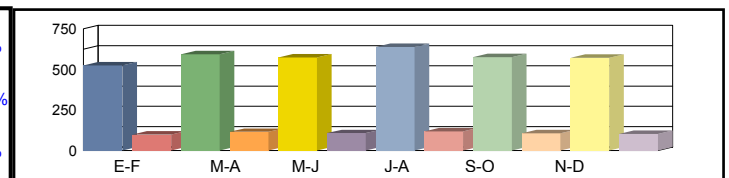
|               |         |            |            |            |            |            |            |            |
|---------------|---------|------------|------------|------------|------------|------------|------------|------------|
| Media Sábados | 00h-24h | 591 16,16% | 692 18,91% | 619 16,93% | 548 14,98% | 616 16,84% | 548 14,98% | 602 16,47% |
|               | 06h-22h | 535 14,73% | 640 17,61% | 566 15,58% | 512 14,10% | 565 15,54% | 510 14,04% | 555 15,27% |
|               | 08h-14h | 234 17,99% | 265 20,32% | 254 19,50% | 224 17,17% | 204 15,69% | 205 15,71% | 231 17,73% |



|                 |         |            |            |            |            |            |            |            |
|-----------------|---------|------------|------------|------------|------------|------------|------------|------------|
| Media Laborales | 00h-24h | 496 13,55% | 541 14,79% | 541 14,80% | 611 16,71% | 552 15,08% | 562 15,36% | 550 15,05% |
|                 | 06h-22h | 458 12,60% | 497 13,68% | 498 13,71% | 545 15,01% | 512 14,08% | 529 14,56% | 506 13,94% |
|                 | 08h-14h | 174 13,39% | 184 14,13% | 190 14,58% | 184 14,13% | 203 15,59% | 179 13,77% | 186 14,27% |



|              |         |            |            |            |            |            |            |            |
|--------------|---------|------------|------------|------------|------------|------------|------------|------------|
| Media Diaria | 00h-24h | 524 15,63% | 592 16,19% | 573 15,66% | 638 15,44% | 576 15,42% | 571 15,02% | 579 15,56% |
|              | 06h-22h | 481 14,38% | 547 15,05% | 528 14,52% | 563 14,14% | 533 14,24% | 538 13,91% | 532 14,37% |
|              | 08h-14h | 190 15,44% | 194 14,89% | 208 15,44% | 190 14,60% | 209 14,53% | 188 14,84% | 196 14,96% |



|              |   |  |  |  |  |  |  |  |
|--------------|---|--|--|--|--|--|--|--|
| Coeficientes | N |  |  |  |  |  |  |  |
|              | L |  |  |  |  |  |  |  |
| Coeficiente  | S |  |  |  |  |  |  |  |

Los datos en color negro corresponden al total de vehículos y los datos en color azul corresponden a vehículos pesados (en %)



Castilla-La Mancha

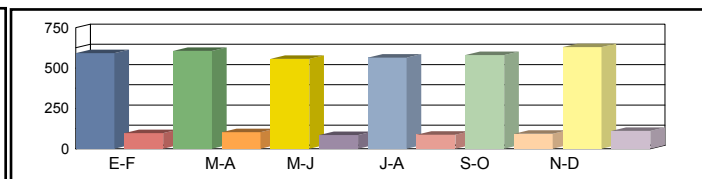
Consejería de Fomento

**Estación:** AB-217b  
**Carretera:** CM-3216 p.k. 56,00 **Provincia:** ALBACETE  
**Ubicación:** Bogarra - Int. CM-3203 ( Ayna )  
**Año:** 2024  
**Tipo:** COBERTURA

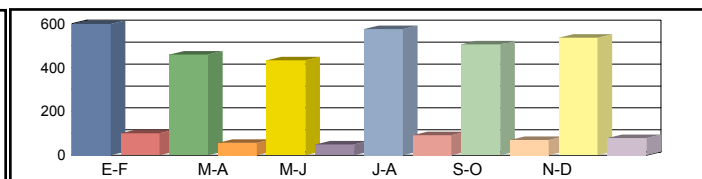
Dirección General de Carreteras

|  | Ene-Feb | Mar-Abr | May-Jun | Jul-Ago | Sep-Oct | Nov-Dic | IMD |
|--|---------|---------|---------|---------|---------|---------|-----|
|--|---------|---------|---------|---------|---------|---------|-----|

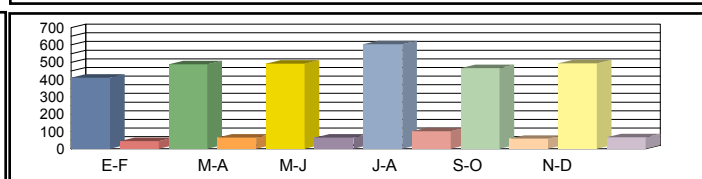
|                |         |            |            |            |            |            |            |            |
|----------------|---------|------------|------------|------------|------------|------------|------------|------------|
| Media Domingos | 00h-24h | 592 14,17% | 606 14,51% | 557 13,34% | 564 13,50% | 581 13,91% | 630 15,08% | 588 14,09% |
|                | 06h-22h | 532 13,21% | 525 13,04% | 495 12,29% | 510 12,67% | 498 12,38% | 570 14,16% | 522 12,96% |
|                | 08h-14h | 259 4,94%  | 295 5,63%  | 258 4,91%  | 345 6,57%  | 261 4,98%  | 358 6,81%  | 296 5,64%  |



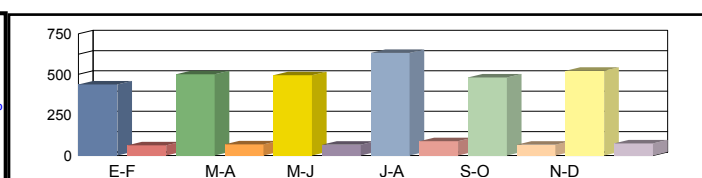
|               |         |            |            |            |            |            |            |            |
|---------------|---------|------------|------------|------------|------------|------------|------------|------------|
| Media Sábados | 00h-24h | 599 14,35% | 459 10,99% | 433 10,36% | 575 13,75% | 505 12,09% | 536 12,84% | 518 12,40% |
|               | 06h-22h | 537 13,33% | 406 10,08% | 377 9,37%  | 503 12,49% | 442 10,99% | 470 11,67% | 456 11,32% |
|               | 08h-14h | 277 5,27%  | 235 4,48%  | 246 4,68%  | 303 5,77%  | 265 5,05%  | 247 4,71%  | 262 5,00%  |



|                 |         |           |            |            |            |            |            |            |
|-----------------|---------|-----------|------------|------------|------------|------------|------------|------------|
| Media Laborales | 00h-24h | 411 9,84% | 488 11,68% | 492 11,77% | 604 14,47% | 466 11,16% | 494 11,82% | 492 11,79% |
|                 | 06h-22h | 334 8,29% | 435 10,80% | 445 11,06% | 549 13,65% | 423 10,50% | 444 11,04% | 438 10,89% |
|                 | 08h-14h | 191 3,63% | 251 4,78%  | 265 5,04%  | 312 5,95%  | 242 4,61%  | 240 4,57%  | 250 4,76%  |



|              |         |            |            |            |            |            |            |            |
|--------------|---------|------------|------------|------------|------------|------------|------------|------------|
| Media Diaria | 00h-24h | 437 12,42% | 501 11,99% | 494 11,73% | 633 12,24% | 481 12,06% | 522 12,33% | 511 12,13% |
|              | 06h-22h | 356 11,51% | 444 11,02% | 445 10,81% | 575 11,31% | 433 11,05% | 469 11,41% | 454 11,19% |
|              | 08h-14h | 195 4,87%  | 255 4,86%  | 265 4,79%  | 338 5,18%  | 245 4,85%  | 254 5,06%  | 259 4,93%  |



|              |   |  |  |  |  |  |  |
|--------------|---|--|--|--|--|--|--|
| Coeficientes | N |  |  |  |  |  |  |
|              | L |  |  |  |  |  |  |
| Coeficiente  | S |  |  |  |  |  |  |

Los datos en color negro corresponden al total de vehículos y los datos en color azul corresponden a vehículos pesados (en %)



Castilla-La Mancha

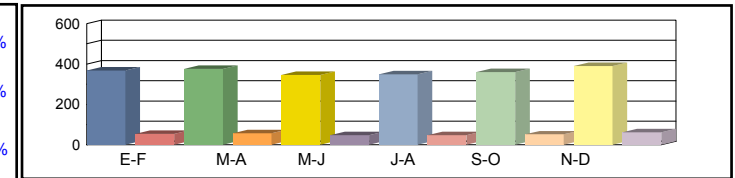
Consejería de Fomento

**Estación:** AB-219  
**Carretera:** CM-3216 p.k. 33,50 **Provincia:** ALBACETE  
**Ubicación:** Cortijo de Tortas - Bogarra  
**Año:** 2024  
**Tipo:** COBERTURA

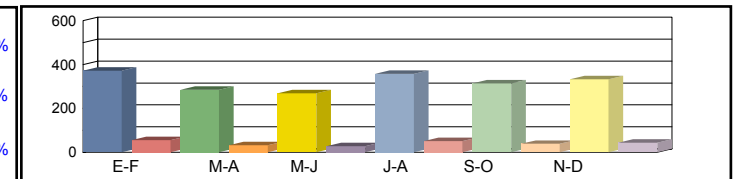
Dirección General de Carreteras

|  | Ene-Feb | Mar-Abr | May-Jun | Jul-Ago | Sep-Oct | Nov-Dic | IMD |
|--|---------|---------|---------|---------|---------|---------|-----|
|--|---------|---------|---------|---------|---------|---------|-----|

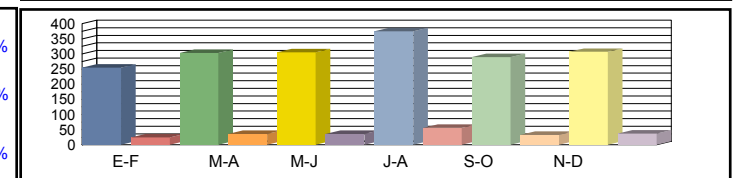
|                |         |                   |                   |                   |                   |                   |                   |                   |
|----------------|---------|-------------------|-------------------|-------------------|-------------------|-------------------|-------------------|-------------------|
| Media Domingos | 00h-24h | 368 <b>12,82%</b> | 376 <b>13,12%</b> | 346 <b>12,06%</b> | 350 <b>12,20%</b> | 361 <b>12,58%</b> | 391 <b>13,64%</b> | 365 <b>12,74%</b> |
|                | 06h-22h | 318 <b>7,52%</b>  | 314 <b>7,43%</b>  | 296 <b>7,00%</b>  | 305 <b>7,21%</b>  | 298 <b>7,05%</b>  | 341 <b>8,07%</b>  | 312 <b>7,38%</b>  |
|                | 08h-14h | 158 <b>8,10%</b>  | 180 <b>9,23%</b>  | 157 <b>8,06%</b>  | 210 <b>10,78%</b> | 159 <b>8,16%</b>  | 218 <b>11,17%</b> | 180 <b>9,25%</b>  |



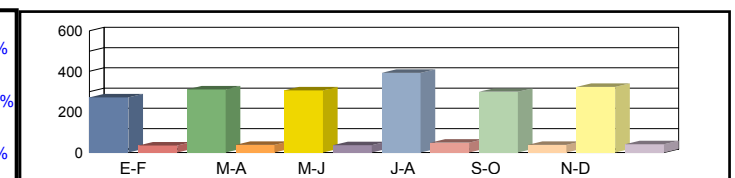
|               |         |                   |                  |                  |                   |                   |                   |                   |
|---------------|---------|-------------------|------------------|------------------|-------------------|-------------------|-------------------|-------------------|
| Media Sábados | 00h-24h | 372 <b>12,97%</b> | 285 <b>9,93%</b> | 269 <b>9,37%</b> | 357 <b>12,43%</b> | 314 <b>10,93%</b> | 333 <b>11,61%</b> | 322 <b>11,21%</b> |
|               | 06h-22h | 321 <b>7,59%</b>  | 243 <b>5,74%</b> | 226 <b>5,34%</b> | 301 <b>7,11%</b>  | 264 <b>6,26%</b>  | 281 <b>6,65%</b>  | 273 <b>6,45%</b>  |
|               | 08h-14h | 169 <b>8,65%</b>  | 143 <b>7,35%</b> | 150 <b>7,68%</b> | 185 <b>9,47%</b>  | 162 <b>8,28%</b>  | 151 <b>7,73%</b>  | 160 <b>8,19%</b>  |



|                 |         |                  |                   |                   |                   |                   |                   |                   |
|-----------------|---------|------------------|-------------------|-------------------|-------------------|-------------------|-------------------|-------------------|
| Media Laborales | 00h-24h | 255 <b>8,90%</b> | 303 <b>10,56%</b> | 305 <b>10,64%</b> | 375 <b>13,08%</b> | 290 <b>10,09%</b> | 307 <b>10,69%</b> | 306 <b>10,66%</b> |
|                 | 06h-22h | 199 <b>4,72%</b> | 260 <b>6,15%</b>  | 266 <b>6,30%</b>  | 328 <b>7,77%</b>  | 253 <b>5,98%</b>  | 266 <b>6,29%</b>  | 262 <b>6,20%</b>  |
|                 | 08h-14h | 116 <b>5,95%</b> | 153 <b>7,84%</b>  | 161 <b>8,27%</b>  | 190 <b>9,76%</b>  | 147 <b>7,56%</b>  | 146 <b>7,50%</b>  | 152 <b>7,81%</b>  |



|              |         |                   |                   |                   |                   |                   |                   |                          |
|--------------|---------|-------------------|-------------------|-------------------|-------------------|-------------------|-------------------|--------------------------|
| Media Diaria | 00h-24h | 271 <b>11,23%</b> | 311 <b>10,84%</b> | 306 <b>10,60%</b> | 393 <b>11,06%</b> | 299 <b>10,90%</b> | 324 <b>11,15%</b> | <b>317</b> <b>10,96%</b> |
|              | 06h-22h | 212 <b>6,56%</b>  | 265 <b>6,28%</b>  | 266 <b>6,16%</b>  | 343 <b>6,44%</b>  | 259 <b>6,30%</b>  | 281 <b>6,50%</b>  | <b>271</b> <b>6,37%</b>  |
|              | 08h-14h | 118 <b>7,99%</b>  | 156 <b>7,97%</b>  | 161 <b>7,85%</b>  | 206 <b>8,50%</b>  | 149 <b>7,95%</b>  | 155 <b>8,30%</b>  | <b>158</b> <b>8,09%</b>  |



|              |   |  |  |  |  |  |  |
|--------------|---|--|--|--|--|--|--|
| Coeficientes | N |  |  |  |  |  |  |
|              | L |  |  |  |  |  |  |
| Coeficiente  | S |  |  |  |  |  |  |

Los datos en color negro corresponden al total de vehículos y los datos en color azul corresponden a vehículos pesados (en %)



Castilla-La Mancha

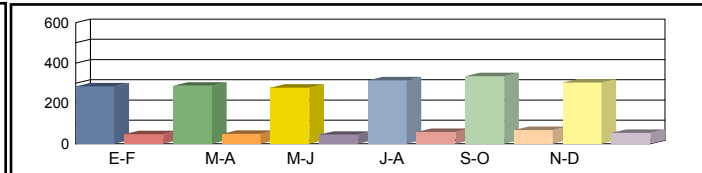
Consejería de Fomento

**Estación:** AB-220  
**Carretera:** CM-412 p.k. 187,00 **Provincia:** ALBACETE  
**Ubicación:** Aldea Zapateros - Cortijos del Cura  
**Año:** 2024  
**Tipo:** COBERTURA

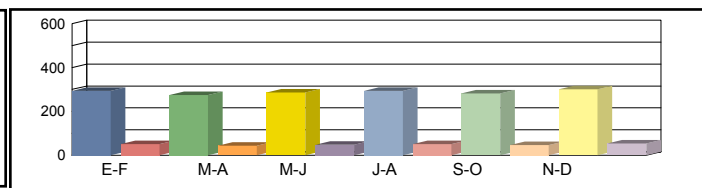
Dirección General de Carreteras

|  | Ene-Feb | Mar-Abr | May-Jun | Jul-Ago | Sep-Oct | Nov-Dic | IMD |
|--|---------|---------|---------|---------|---------|---------|-----|
|--|---------|---------|---------|---------|---------|---------|-----|

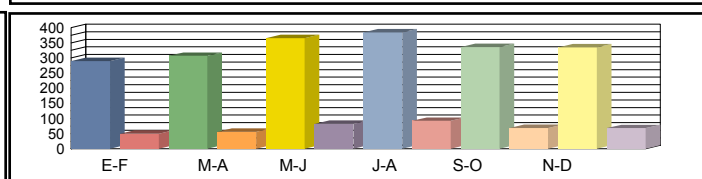
|                |         |            |            |            |            |            |            |            |
|----------------|---------|------------|------------|------------|------------|------------|------------|------------|
| Media Domingos | 00h-24h | 285 14,39% | 288 14,56% | 279 14,07% | 314 15,84% | 335 16,92% | 303 15,30% | 301 15,18% |
|                | 06h-22h | 222 15,80% | 225 16,01% | 220 15,65% | 254 18,02% | 274 19,45% | 241 17,08% | 239 17,00% |
|                | 08h-14h | 66 9,08%   | 75 10,32%  | 75 10,40%  | 86 11,86%  | 94 13,01%  | 87 12,04%  | 80 11,12%  |



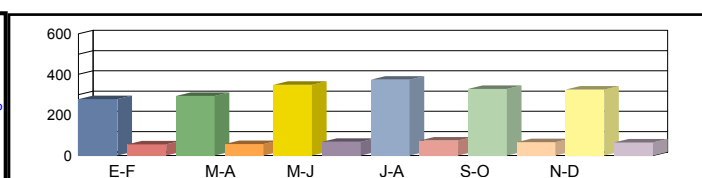
|               |         |            |            |            |            |            |            |            |
|---------------|---------|------------|------------|------------|------------|------------|------------|------------|
| Media Sábados | 00h-24h | 293 14,80% | 274 13,84% | 286 14,44% | 293 14,77% | 282 14,21% | 301 15,19% | 288 14,54% |
|               | 06h-22h | 220 15,65% | 212 15,04% | 220 15,60% | 225 15,97% | 217 15,43% | 231 16,37% | 221 15,68% |
|               | 08h-14h | 104 14,33% | 113 15,59% | 113 15,66% | 110 15,23% | 105 14,50% | 113 15,60% | 110 15,15% |



|                 |         |            |            |            |            |            |            |            |
|-----------------|---------|------------|------------|------------|------------|------------|------------|------------|
| Media Laborales | 00h-24h | 290 14,63% | 307 15,51% | 365 18,44% | 384 19,40% | 336 16,96% | 335 16,92% | 336 16,98% |
|                 | 06h-22h | 232 16,45% | 246 17,46% | 280 19,87% | 289 20,49% | 260 18,46% | 263 18,65% | 262 18,57% |
|                 | 08h-14h | 97 13,40%  | 100 13,77% | 113 15,64% | 130 17,98% | 111 15,32% | 112 15,50% | 110 15,27% |



|              |         |            |            |            |            |            |            |            |
|--------------|---------|------------|------------|------------|------------|------------|------------|------------|
| Media Diaria | 00h-24h | 278 16,29% | 293 16,18% | 348 16,19% | 373 16,49% | 328 16,57% | 325 16,47% | 324 16,36% |
|              | 06h-22h | 222 17,68% | 235 17,62% | 268 17,65% | 282 18,04% | 256 18,17% | 256 17,97% | 253 17,86% |
|              | 08h-14h | 90 14,28%  | 96 14,64%  | 108 14,66% | 126 14,81% | 108 14,87% | 109 14,89% | 106 14,69% |



|              |   |  |  |  |  |  |  |
|--------------|---|--|--|--|--|--|--|
| Coeficientes | N |  |  |  |  |  |  |
|              | L |  |  |  |  |  |  |
| Coeficiente  | S |  |  |  |  |  |  |

Los datos en color negro corresponden al total de vehículos y los datos en color azul corresponden a vehículos pesados (en %)



Castilla-La Mancha

Consejería de Fomento

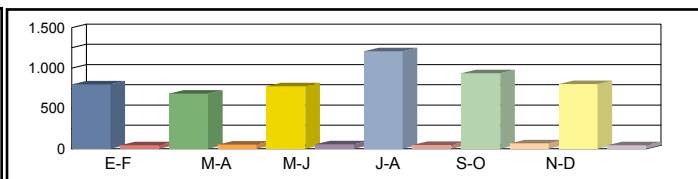
**Estación:** AB-221  
**Carretera:** CM-412 p.k. 174,68 **Provincia:** ALBACETE  
**Ubicación:** Reolid - Aldea Zapateros  
**Año:** 2024  
**Tipo:** PRIMARIA

Dirección General de Carreteras

|  | Ene-Feb | Mar-Abr | May-Jun | Jul-Ago | Sep-Oct | Nov-Dic | IMD |
|--|---------|---------|---------|---------|---------|---------|-----|
|--|---------|---------|---------|---------|---------|---------|-----|

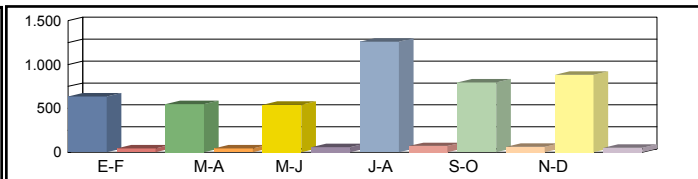
Media 00h-24h  
 Domingos 06h-22h  
 08h-14h

|     |       |     |       |     |       |       |       |     |       |     |       |     |       |
|-----|-------|-----|-------|-----|-------|-------|-------|-----|-------|-----|-------|-----|-------|
| 799 | 5,38% | 683 | 7,03% | 773 | 6,86% | 1.208 | 3,81% | 937 | 6,72% | 802 | 5,36% | 867 | 5,86% |
| 696 | 4,02% | 643 | 6,07% | 730 | 5,89% | 1.114 | 2,87% | 898 | 5,12% | 746 | 4,29% | 804 | 4,71% |
| 378 | 3,17% | 265 | 7,17% | 340 | 5,00% | 605   | 1,16% | 370 | 3,78% | 313 | 4,47% | 378 | 4,13% |



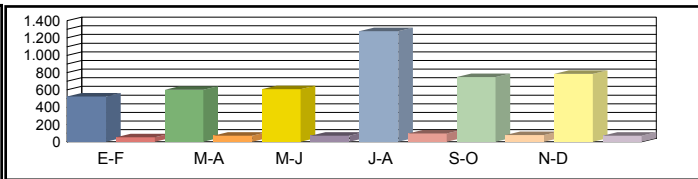
Media 00h-24h  
 Sábados 06h-22h  
 08h-14h

|     |       |     |       |     |       |       |       |     |       |     |       |     |       |
|-----|-------|-----|-------|-----|-------|-------|-------|-----|-------|-----|-------|-----|-------|
| 634 | 6,62% | 547 | 7,50% | 542 | 9,59% | 1.261 | 5,31% | 797 | 7,28% | 884 | 5,54% | 778 | 6,97% |
| 539 | 4,45% | 481 | 4,37% | 477 | 7,55% | 1.171 | 5,04% | 732 | 6,56% | 818 | 3,91% | 703 | 5,31% |
| 247 | 3,24% | 203 | 0,99% | 202 | 3,47% | 544   | 3,49% | 348 | 8,33% | 390 | 4,36% | 322 | 3,98% |



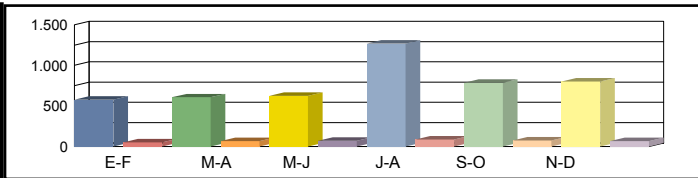
Media 00h-24h  
 Laborales 06h-22h  
 08h-14h

|     |       |     |        |     |        |       |       |     |       |     |       |     |       |
|-----|-------|-----|--------|-----|--------|-------|-------|-----|-------|-----|-------|-----|-------|
| 524 | 9,16% | 602 | 10,80% | 608 | 10,69% | 1.279 | 6,96% | 750 | 9,33% | 786 | 8,27% | 758 | 9,20% |
| 465 | 7,10% | 556 | 9,17%  | 567 | 8,82%  | 1.206 | 6,47% | 691 | 7,53% | 720 | 6,94% | 701 | 7,67% |
| 221 | 6,33% | 276 | 7,61%  | 284 | 7,75%  | 578   | 6,40% | 325 | 6,77% | 302 | 7,28% | 331 | 7,02% |



Media 00h-24h  
 Diaria 06h-22h  
 08h-14h

|     |       |     |       |     |       |       |       |     |       |     |       |            |       |
|-----|-------|-----|-------|-----|-------|-------|-------|-----|-------|-----|-------|------------|-------|
| 578 | 7,96% | 606 | 9,74% | 623 | 9,95% | 1.267 | 6,31% | 783 | 8,56% | 802 | 7,36% | <b>776</b> | 8,31% |
| 508 | 6,10% | 558 | 8,06% | 577 | 8,15% | 1.188 | 5,81% | 726 | 6,89% | 738 | 6,10% | <b>716</b> | 6,85% |
| 248 | 5,24% | 264 | 6,82% | 280 | 6,79% | 577   | 5,20% | 335 | 6,57% | 316 | 6,33% | <b>337</b> | 6,16% |



Coeficientes N  
 L  
 Coeficiente S

|         |         |         |         |         |         |         |
|---------|---------|---------|---------|---------|---------|---------|
| 1,12688 | 1,08273 | 1,07231 | 1,06053 | 1,08538 | 1,09167 |         |
| 1,44656 | 1,25914 | 1,24671 | 0,59265 | 1,01067 | 0,96438 |         |
|         |         |         |         |         |         | 1,02431 |

Los datos en color negro corresponden al total de vehículos y los datos en color azul corresponden a vehículos pesados (en %)



**Castilla-La Mancha**

Consejería de Fomento

**Estación:** AB-222  
**Carretera:** CM-320 p.k. 21,00 **Provincia:** ALBACETE  
**Ubicación:** Viveros - Int. N-322 (Robledo)  
**Año:** 2024  
**Tipo:** COBERTURA

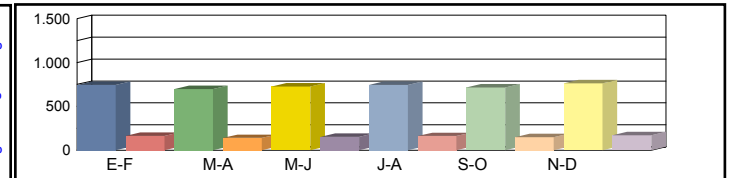
**Dirección General de Carreteras**

| Ene-Feb | Mar-Abr | May-Jun | Jul-Ago | Sep-Oct | Nov-Dic | IMD |
|---------|---------|---------|---------|---------|---------|-----|
|---------|---------|---------|---------|---------|---------|-----|

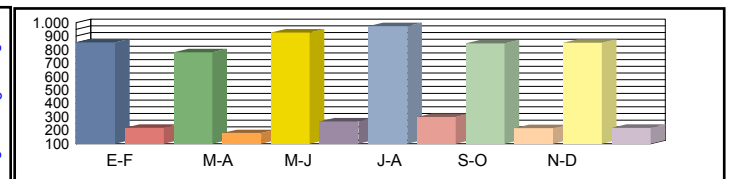
|          |         |            |            |            |            |            |            |            |
|----------|---------|------------|------------|------------|------------|------------|------------|------------|
| Media    | 00h-24h | 723 17,40% | 732 17,61% | 707 17,01% | 797 19,16% | 851 20,47% | 769 18,50% | 763 18,36% |
| Domingos | 06h-22h | 651 15,74% | 660 15,95% | 645 15,59% | 743 17,95% | 802 19,38% | 704 17,02% | 701 16,94% |
|          | 08h-14h | 153 5,98%  | 174 6,79%  | 175 6,85%  | 200 7,80%  | 219 8,56%  | 203 7,92%  | 187 7,32%  |



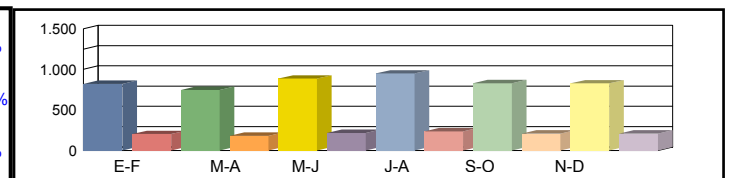
|         |         |            |            |            |            |            |            |            |
|---------|---------|------------|------------|------------|------------|------------|------------|------------|
| Media   | 00h-24h | 744 17,90% | 696 16,74% | 726 17,46% | 743 17,87% | 715 17,19% | 764 18,37% | 731 17,59% |
| Sábados | 06h-22h | 645 15,60% | 620 14,99% | 643 15,55% | 658 15,92% | 636 15,38% | 675 16,31% | 646 15,62% |
|         | 08h-14h | 241 9,43%  | 263 10,26% | 264 10,30% | 257 10,02% | 244 9,54%  | 263 10,27% | 255 9,97%  |



|           |         |            |            |            |            |            |            |            |
|-----------|---------|------------|------------|------------|------------|------------|------------|------------|
| Media     | 00h-24h | 853 20,52% | 780 18,76% | 927 22,30% | 975 23,46% | 847 20,37% | 851 20,47% | 872 20,98% |
| Laborales | 06h-22h | 761 18,40% | 720 17,40% | 819 19,80% | 845 20,42% | 733 17,73% | 769 18,59% | 774 18,72% |
|           | 08h-14h | 258 10,08% | 232 9,06%  | 264 10,29% | 303 11,83% | 263 10,26% | 261 10,20% | 264 10,29% |



|        |         |            |            |            |            |            |            |                   |
|--------|---------|------------|------------|------------|------------|------------|------------|-------------------|
| Media  | 00h-24h | 819 19,70% | 744 19,56% | 885 19,58% | 948 19,94% | 827 20,03% | 826 19,92% | <b>842 19,79%</b> |
| Diaria | 06h-22h | 729 17,62% | 687 17,56% | 783 17,59% | 826 17,98% | 721 18,11% | 748 17,90% | <b>749 17,79%</b> |
|        | 08h-14h | 241 9,40%  | 222 9,63%  | 253 9,65%  | 293 9,74%  | 255 9,78%  | 254 9,80%  | <b>253 9,67%</b>  |



|              |   |  |  |  |  |  |  |  |
|--------------|---|--|--|--|--|--|--|--|
| Coeficientes | N |  |  |  |  |  |  |  |
|              | L |  |  |  |  |  |  |  |
| Coeficiente  | S |  |  |  |  |  |  |  |

Los datos en color negro corresponden al total de vehículos y los datos en color azul corresponden a vehículos pesados (en %)



Castilla-La Mancha

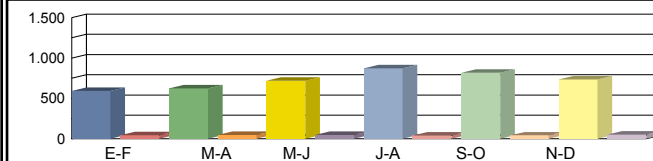
Consejería de Fomento

**Estación:** AB-223  
**Carretera:** CM-320 p.k. 6,69 **Provincia:** ALBACETE  
**Ubicación:** Límite Provincia con Ciudad Real - Viveros  
**Año:** 2024  
**Tipo:** PERMANENTE

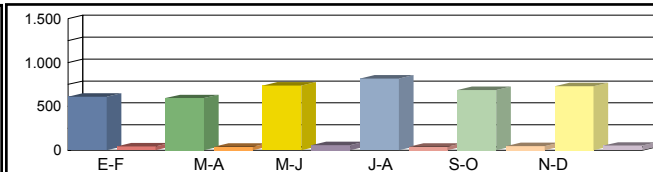
Dirección General de Carreteras

|  | Ene-Feb | Mar-Abr | May-Jun | Jul-Ago | Sep-Oct | Nov-Dic | IMD |
|--|---------|---------|---------|---------|---------|---------|-----|
|--|---------|---------|---------|---------|---------|---------|-----|

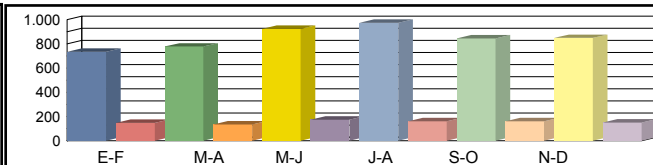
|                |         |                  |                  |                  |                  |                  |                  |                  |
|----------------|---------|------------------|------------------|------------------|------------------|------------------|------------------|------------------|
| Media Domingos | 00h-24h | 592 <b>7,09%</b> | 625 <b>7,04%</b> | 719 <b>6,54%</b> | 875 <b>4,34%</b> | 818 <b>5,01%</b> | 734 <b>6,68%</b> | 727 <b>6,12%</b> |
|                | 06h-22h | 557 <b>7,54%</b> | 594 <b>7,24%</b> | 662 <b>6,95%</b> | 811 <b>4,19%</b> | 770 <b>4,94%</b> | 694 <b>6,77%</b> | 681 <b>6,27%</b> |
|                | 08h-14h | 156 <b>5,77%</b> | 186 <b>5,91%</b> | 214 <b>4,67%</b> | 285 <b>3,16%</b> | 271 <b>3,69%</b> | 250 <b>4,80%</b> | 227 <b>4,67%</b> |



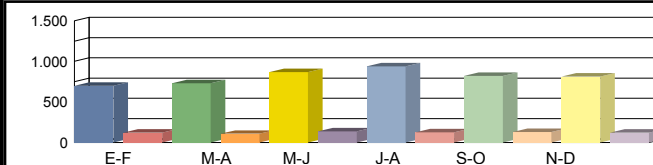
|               |         |                  |                  |                  |                  |                  |                  |                  |
|---------------|---------|------------------|------------------|------------------|------------------|------------------|------------------|------------------|
| Media Sábados | 00h-24h | 609 <b>6,73%</b> | 594 <b>6,40%</b> | 738 <b>7,45%</b> | 816 <b>4,78%</b> | 687 <b>6,40%</b> | 729 <b>6,72%</b> | 696 <b>6,41%</b> |
|               | 06h-22h | 552 <b>6,70%</b> | 558 <b>6,27%</b> | 660 <b>7,27%</b> | 719 <b>3,89%</b> | 611 <b>5,40%</b> | 665 <b>6,17%</b> | 628 <b>5,95%</b> |
|               | 08h-14h | 246 <b>6,50%</b> | 281 <b>6,76%</b> | 322 <b>6,83%</b> | 366 <b>4,10%</b> | 302 <b>4,64%</b> | 324 <b>5,56%</b> | 307 <b>5,73%</b> |



|                 |         |                   |                   |                   |                   |                   |                   |                   |
|-----------------|---------|-------------------|-------------------|-------------------|-------------------|-------------------|-------------------|-------------------|
| Media Laborales | 00h-24h | 734 <b>16,89%</b> | 778 <b>14,78%</b> | 925 <b>15,78%</b> | 973 <b>14,29%</b> | 845 <b>16,09%</b> | 849 <b>15,08%</b> | 851 <b>15,49%</b> |
|                 | 06h-22h | 688 <b>16,72%</b> | 730 <b>14,25%</b> | 831 <b>15,52%</b> | 857 <b>13,65%</b> | 744 <b>15,46%</b> | 780 <b>14,36%</b> | 772 <b>14,99%</b> |
|                 | 08h-14h | 286 <b>17,13%</b> | 294 <b>14,29%</b> | 334 <b>16,17%</b> | 384 <b>14,32%</b> | 333 <b>16,52%</b> | 331 <b>15,71%</b> | 327 <b>15,69%</b> |



|              |         |                   |                   |                   |                   |                   |                   |                   |
|--------------|---------|-------------------|-------------------|-------------------|-------------------|-------------------|-------------------|-------------------|
| Media Diaria | 00h-24h | 698 <b>14,61%</b> | 728 <b>12,77%</b> | 867 <b>13,61%</b> | 937 <b>11,85%</b> | 820 <b>13,41%</b> | 814 <b>12,78%</b> | <b>811 13,17%</b> |
|              | 06h-22h | 651 <b>14,44%</b> | 685 <b>12,41%</b> | 781 <b>13,44%</b> | 831 <b>11,31%</b> | 731 <b>12,72%</b> | 750 <b>12,27%</b> | <b>738 12,77%</b> |
|              | 08h-14h | 263 <b>14,83%</b> | 276 <b>12,32%</b> | 315 <b>13,65%</b> | 368 <b>11,68%</b> | 319 <b>13,48%</b> | 318 <b>12,89%</b> | <b>310 13,14%</b> |



|              |   |         |         |         |         |         |         |         |
|--------------|---|---------|---------|---------|---------|---------|---------|---------|
| Coeficientes | N | 1,06686 | 1,06575 | 1,11312 | 1,13536 | 1,13575 | 1,08846 |         |
|              | L | 1,15940 | 1,09383 | 0,92000 | 0,87461 | 1,00710 | 1,00236 |         |
| Coeficiente  | S |         |         |         |         |         |         | 0,95316 |

Los datos en color negro corresponden al total de vehículos y los datos en color azul corresponden a vehículos pesados (en %)



**Castilla-La Mancha**

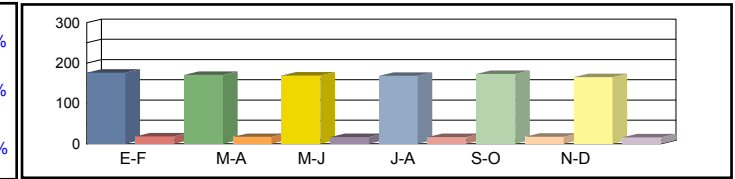
Consejería de Fomento

**Estación:** AB-224  
**Carretera:** CM-3169 p.k. 3,50 **Provincia:** ALBACETE  
**Ubicación:** Viveros - Int AB-606  
**Año:** 2024  
**Tipo:** COBERTURA

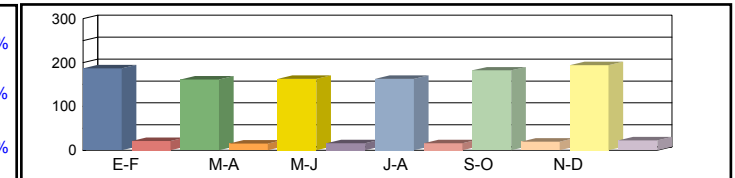
**Dirección General de Carreteras**

| Ene-Feb | Mar-Abr | May-Jun | Jul-Ago | Sep-Oct | Nov-Dic | IMD |
|---------|---------|---------|---------|---------|---------|-----|
|---------|---------|---------|---------|---------|---------|-----|

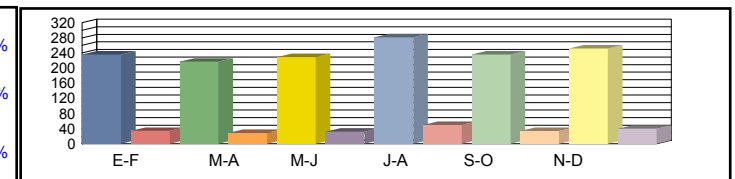
|                |         |                  |                  |                  |                  |                  |                  |                  |
|----------------|---------|------------------|------------------|------------------|------------------|------------------|------------------|------------------|
| Media Domingos | 00h-24h | 176 <b>9,49%</b> | 171 <b>9,19%</b> | 169 <b>9,10%</b> | 168 <b>9,06%</b> | 173 <b>9,29%</b> | 165 <b>8,91%</b> | 170 <b>9,17%</b> |
|                | 06h-22h | 135 <b>8,19%</b> | 140 <b>8,49%</b> | 136 <b>8,25%</b> | 131 <b>7,93%</b> | 140 <b>8,47%</b> | 131 <b>7,92%</b> | 136 <b>8,21%</b> |
|                | 08h-14h | 53 <b>9,10%</b>  | 67 <b>11,46%</b> | 61 <b>10,43%</b> | 61 <b>10,38%</b> | 68 <b>11,73%</b> | 70 <b>11,92%</b> | 63 <b>10,84%</b> |



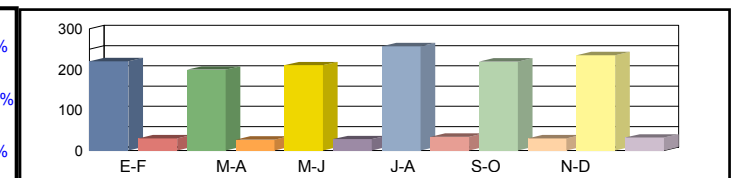
|               |         |                   |                  |                  |                  |                  |                   |                  |
|---------------|---------|-------------------|------------------|------------------|------------------|------------------|-------------------|------------------|
| Media Sábados | 00h-24h | 187 <b>10,05%</b> | 161 <b>8,69%</b> | 163 <b>8,78%</b> | 163 <b>8,77%</b> | 182 <b>9,80%</b> | 194 <b>10,42%</b> | 175 <b>9,42%</b> |
|               | 06h-22h | 155 <b>9,38%</b>  | 133 <b>8,09%</b> | 133 <b>8,06%</b> | 132 <b>8,00%</b> | 152 <b>9,22%</b> | 147 <b>8,89%</b>  | 142 <b>8,61%</b> |
|               | 08h-14h | 80 <b>13,76%</b>  | 81 <b>13,86%</b> | 81 <b>13,81%</b> | 75 <b>12,83%</b> | 89 <b>15,33%</b> | 92 <b>15,82%</b>  | 83 <b>14,23%</b> |



|                 |         |                   |                   |                   |                   |                   |                   |                   |
|-----------------|---------|-------------------|-------------------|-------------------|-------------------|-------------------|-------------------|-------------------|
| Media Laborales | 00h-24h | 236 <b>12,71%</b> | 217 <b>11,70%</b> | 229 <b>12,32%</b> | 281 <b>15,14%</b> | 236 <b>12,69%</b> | 252 <b>13,55%</b> | 242 <b>13,02%</b> |
|                 | 06h-22h | 199 <b>12,06%</b> | 187 <b>11,36%</b> | 199 <b>12,07%</b> | 230 <b>13,93%</b> | 200 <b>12,15%</b> | 210 <b>12,73%</b> | 204 <b>12,38%</b> |
|                 | 08h-14h | 108 <b>18,52%</b> | 100 <b>17,12%</b> | 106 <b>18,19%</b> | 129 <b>22,18%</b> | 107 <b>18,31%</b> | 110 <b>18,93%</b> | 110 <b>18,88%</b> |



|              |         |                   |                   |                   |                   |                   |                   |                   |
|--------------|---------|-------------------|-------------------|-------------------|-------------------|-------------------|-------------------|-------------------|
| Media Diaria | 00h-24h | 220 <b>11,87%</b> | 199 <b>11,63%</b> | 210 <b>11,63%</b> | 257 <b>11,63%</b> | 219 <b>11,81%</b> | 235 <b>11,84%</b> | <b>223 11,74%</b> |
|              | 06h-22h | 184 <b>11,13%</b> | 170 <b>10,98%</b> | 181 <b>10,94%</b> | 208 <b>10,89%</b> | 185 <b>11,14%</b> | 192 <b>11,02%</b> | <b>187 11,02%</b> |
|              | 08h-14h | 96 <b>16,49%</b>  | 91 <b>16,85%</b>  | 96 <b>16,69%</b>  | 115 <b>16,54%</b> | 99 <b>17,09%</b>  | 102 <b>17,19%</b> | <b>100 16,81%</b> |



|              |   |  |  |  |  |  |  |  |
|--------------|---|--|--|--|--|--|--|--|
| Coeficientes | N |  |  |  |  |  |  |  |
|              | L |  |  |  |  |  |  |  |
| Coeficiente  | S |  |  |  |  |  |  |  |

Los datos en color negro corresponden al total de vehículos y los datos en color azul corresponden a vehículos pesados (en %)





**Castilla-La Mancha**

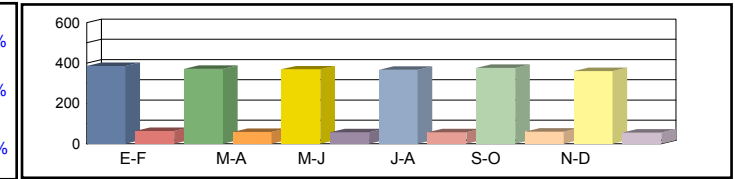
Consejería de Fomento

**Estación:** AB-225  
**Carretera:** CM-3168 p.k. 3,50 **Provincia:** ALBACETE  
**Ubicación:** Ossa de Montiel - Int AB-607  
**Año:** 2024  
**Tipo:** COBERTURA

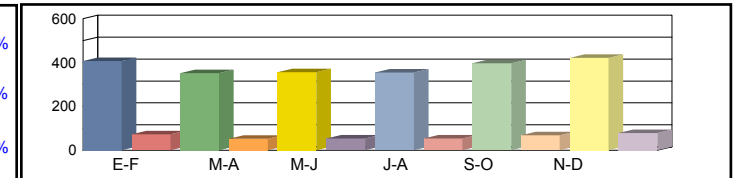
**Dirección General de Carreteras**

| Ene-Feb | Mar-Abr | May-Jun | Jul-Ago | Sep-Oct | Nov-Dic | IMD |
|---------|---------|---------|---------|---------|---------|-----|
|---------|---------|---------|---------|---------|---------|-----|

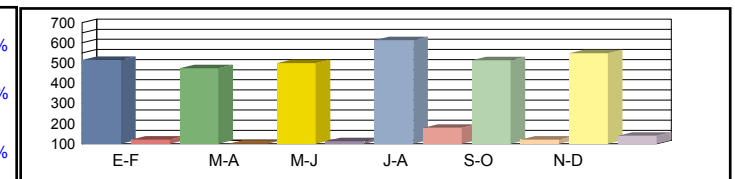
|                |         |                   |                   |                   |                   |                   |                   |                   |
|----------------|---------|-------------------|-------------------|-------------------|-------------------|-------------------|-------------------|-------------------|
| Media Domingos | 00h-24h | 385 <b>14,21%</b> | 372 <b>13,76%</b> | 369 <b>13,63%</b> | 367 <b>13,56%</b> | 376 <b>13,91%</b> | 361 <b>13,34%</b> | 372 <b>13,73%</b> |
|                | 06h-22h | 323 <b>12,44%</b> | 334 <b>12,89%</b> | 325 <b>12,54%</b> | 312 <b>12,04%</b> | 334 <b>12,87%</b> | 312 <b>12,02%</b> | 323 <b>12,47%</b> |
|                | 08h-14h | 111 <b>9,78%</b>  | 140 <b>12,32%</b> | 127 <b>11,21%</b> | 127 <b>11,17%</b> | 143 <b>12,61%</b> | 145 <b>12,81%</b> | 132 <b>11,65%</b> |



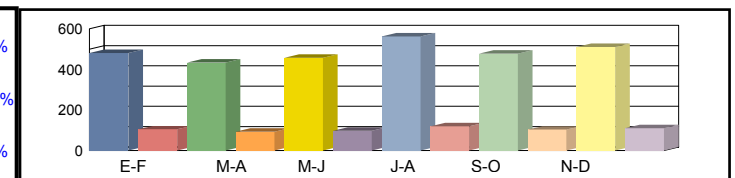
|               |         |                   |                   |                   |                   |                   |                   |                   |
|---------------|---------|-------------------|-------------------|-------------------|-------------------|-------------------|-------------------|-------------------|
| Media Sábados | 00h-24h | 407 <b>15,05%</b> | 352 <b>13,00%</b> | 356 <b>13,14%</b> | 355 <b>13,13%</b> | 397 <b>14,67%</b> | 422 <b>15,61%</b> | 382 <b>14,10%</b> |
|               | 06h-22h | 370 <b>14,25%</b> | 319 <b>12,29%</b> | 317 <b>12,24%</b> | 315 <b>12,16%</b> | 363 <b>14,00%</b> | 350 <b>13,50%</b> | 339 <b>13,07%</b> |
|               | 08h-14h | 168 <b>14,79%</b> | 169 <b>14,91%</b> | 168 <b>14,84%</b> | 157 <b>13,80%</b> | 187 <b>16,49%</b> | 193 <b>17,01%</b> | 174 <b>15,30%</b> |



|                 |         |                   |                   |                   |                   |                   |                   |                   |
|-----------------|---------|-------------------|-------------------|-------------------|-------------------|-------------------|-------------------|-------------------|
| Media Laborales | 00h-24h | 515 <b>19,03%</b> | 474 <b>17,52%</b> | 499 <b>18,45%</b> | 614 <b>22,67%</b> | 514 <b>18,99%</b> | 549 <b>20,29%</b> | 528 <b>19,49%</b> |
|                 | 06h-22h | 475 <b>18,32%</b> | 447 <b>17,25%</b> | 475 <b>18,33%</b> | 548 <b>21,15%</b> | 478 <b>18,45%</b> | 501 <b>19,33%</b> | 487 <b>18,80%</b> |
|                 | 08h-14h | 226 <b>19,91%</b> | 209 <b>18,41%</b> | 222 <b>19,56%</b> | 271 <b>23,85%</b> | 223 <b>19,69%</b> | 231 <b>20,35%</b> | 230 <b>20,29%</b> |



|              |         |                   |                   |                   |                   |                   |                   |                   |
|--------------|---------|-------------------|-------------------|-------------------|-------------------|-------------------|-------------------|-------------------|
| Media Diaria | 00h-24h | 481 <b>17,77%</b> | 434 <b>17,42%</b> | 457 <b>17,42%</b> | 562 <b>17,40%</b> | 477 <b>17,68%</b> | 511 <b>17,73%</b> | <b>487 17,57%</b> |
|              | 06h-22h | 438 <b>16,90%</b> | 407 <b>16,68%</b> | 431 <b>16,62%</b> | 495 <b>16,54%</b> | 442 <b>16,92%</b> | 458 <b>16,73%</b> | <b>445 16,73%</b> |
|              | 08h-14h | 201 <b>17,73%</b> | 190 <b>18,11%</b> | 200 <b>17,94%</b> | 242 <b>17,79%</b> | 206 <b>18,38%</b> | 214 <b>18,48%</b> | <b>209 18,07%</b> |



|              |   |  |  |  |  |  |  |  |
|--------------|---|--|--|--|--|--|--|--|
| Coeficientes | N |  |  |  |  |  |  |  |
|              | L |  |  |  |  |  |  |  |
| Coeficiente  | S |  |  |  |  |  |  |  |

Los datos en color negro corresponden al total de vehículos y los datos en color azul corresponden a vehículos pesados (en %)



Castilla-La Mancha

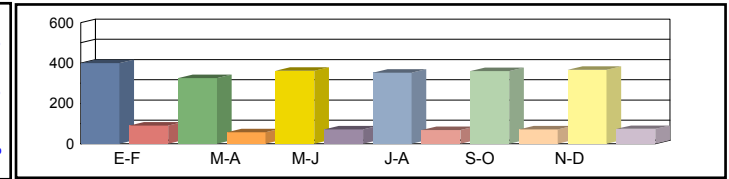
Consejería de Fomento

**Estación:** AB-226  
**Carretera:** CM-3203 p.k. 79,50 **Provincia:** ALBACETE  
**Ubicación:** Ayna - Elche de la Sierra  
**Año:** 2024  
**Tipo:** COBERTURA

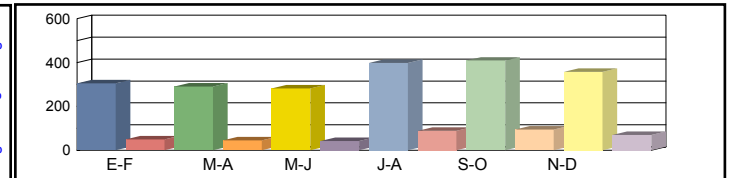
Dirección General de Carreteras

| Ene-Feb | Mar-Abr | May-Jun | Jul-Ago | Sep-Oct | Nov-Dic | IMD |
|---------|---------|---------|---------|---------|---------|-----|
|---------|---------|---------|---------|---------|---------|-----|

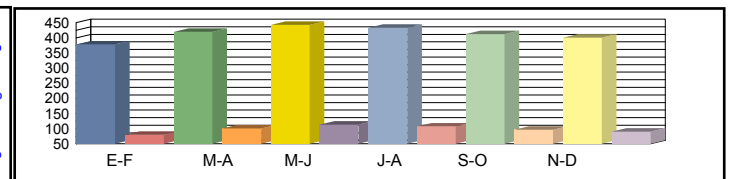
|          |         |            |            |            |            |            |            |            |
|----------|---------|------------|------------|------------|------------|------------|------------|------------|
| Media    | 00h-24h | 400 18,39% | 326 14,98% | 362 16,64% | 352 16,16% | 361 16,58% | 366 16,84% | 361 16,60% |
| Domingos | 06h-22h | 318 17,17% | 240 12,96% | 279 15,06% | 265 14,32% | 286 15,41% | 290 15,63% | 280 15,09% |
|          | 08h-14h | 70 4,20%   | 108 6,45%  | 87 5,21%   | 120 7,18%  | 111 6,62%  | 90 5,41%   | 98 5,84%   |



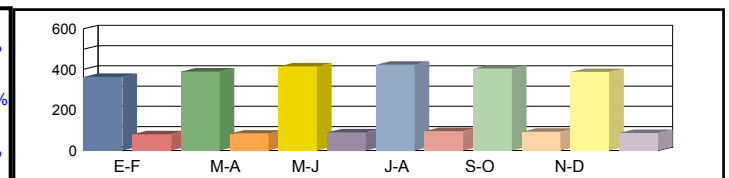
|         |         |            |            |            |            |            |            |            |
|---------|---------|------------|------------|------------|------------|------------|------------|------------|
| Media   | 00h-24h | 305 14,04% | 291 13,38% | 282 12,96% | 398 18,30% | 409 18,81% | 357 16,40% | 340 15,65% |
| Sábados | 06h-22h | 236 12,72% | 227 12,23% | 221 11,91% | 313 16,91% | 321 17,32% | 276 14,91% | 266 14,33% |
|         | 08h-14h | 123 7,38%  | 101 6,03%  | 106 6,35%  | 158 9,42%  | 158 9,42%  | 139 8,29%  | 131 7,81%  |



|           |         |            |            |            |            |            |            |            |
|-----------|---------|------------|------------|------------|------------|------------|------------|------------|
| Media     | 00h-24h | 378 17,35% | 420 19,30% | 443 20,37% | 433 19,91% | 412 18,93% | 401 18,41% | 414 19,05% |
| Laborales | 06h-22h | 298 16,08% | 323 17,42% | 349 18,86% | 342 18,46% | 325 17,54% | 319 17,23% | 326 17,60% |
|           | 08h-14h | 141 8,44%  | 155 9,25%  | 160 9,59%  | 165 9,90%  | 153 9,15%  | 151 9,03%  | 154 9,23%  |



|        |         |            |            |            |            |            |            |            |
|--------|---------|------------|------------|------------|------------|------------|------------|------------|
| Media  | 00h-24h | 362 18,15% | 390 17,57% | 415 17,75% | 422 18,45% | 404 18,58% | 387 18,27% | 397 18,13% |
| Diaria | 06h-22h | 285 16,80% | 297 16,13% | 326 16,38% | 331 16,99% | 319 17,20% | 307 16,89% | 311 16,73% |
|        | 08h-14h | 126 8,19%  | 141 8,32%  | 143 8,19%  | 161 8,91%  | 148 8,83%  | 140 8,49%  | 143 8,49%  |



|              |   |  |  |  |  |  |  |  |
|--------------|---|--|--|--|--|--|--|--|
| Coeficientes | N |  |  |  |  |  |  |  |
|              | L |  |  |  |  |  |  |  |
| Coeficiente  | S |  |  |  |  |  |  |  |

Los datos en color negro corresponden al total de vehículos y los datos en color azul corresponden a vehículos pesados (en %)



**Castilla-La Mancha**

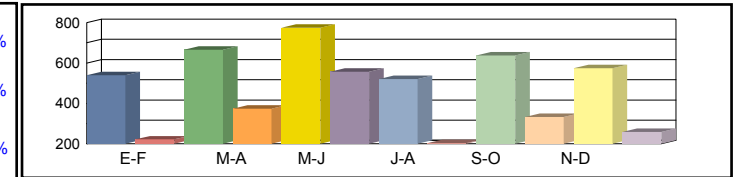
Consejería de Fomento

**Estación:** AB-227  
**Carretera:** CM-3210 p.k. 15,00 **Provincia:** ALBACETE  
**Ubicación:** Pozohondo - Pozo Cañada  
**Año:** 2024  
**Tipo:** COBERTURA

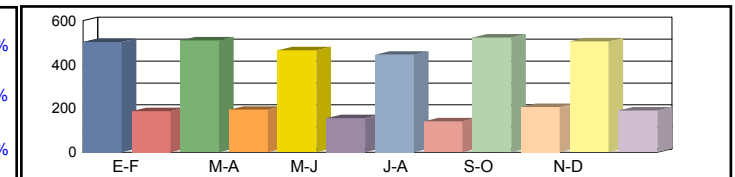
**Dirección General de Carreteras**

|  | Ene-Feb | Mar-Abr | May-Jun | Jul-Ago | Sep-Oct | Nov-Dic | IMD |
|--|---------|---------|---------|---------|---------|---------|-----|
|--|---------|---------|---------|---------|---------|---------|-----|

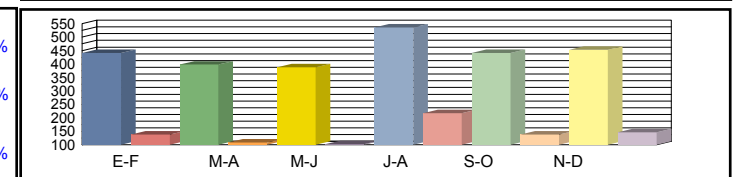
|                |         |                   |                   |                   |                   |                   |                   |                   |
|----------------|---------|-------------------|-------------------|-------------------|-------------------|-------------------|-------------------|-------------------|
| Media Domingos | 00h-24h | 540 <b>29,14%</b> | 666 <b>35,95%</b> | 775 <b>41,83%</b> | 521 <b>28,14%</b> | 637 <b>34,39%</b> | 575 <b>31,07%</b> | 619 <b>33,42%</b> |
|                | 06h-22h | 484 <b>26,05%</b> | 602 <b>32,40%</b> | 692 <b>37,22%</b> | 430 <b>23,16%</b> | 575 <b>30,96%</b> | 515 <b>27,73%</b> | 550 <b>29,59%</b> |
|                | 08h-14h | 200 <b>23,43%</b> | 186 <b>21,76%</b> | 205 <b>23,98%</b> | 194 <b>22,68%</b> | 203 <b>23,76%</b> | 224 <b>26,21%</b> | 202 <b>23,64%</b> |



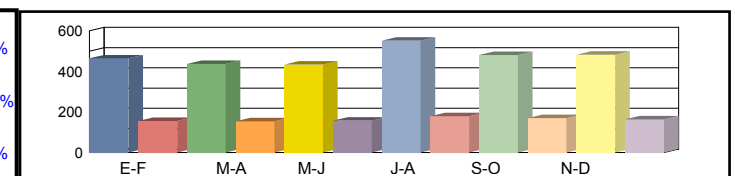
|               |         |                   |                   |                   |                   |                   |                   |                   |
|---------------|---------|-------------------|-------------------|-------------------|-------------------|-------------------|-------------------|-------------------|
| Media Sábados | 00h-24h | 503 <b>27,18%</b> | 510 <b>27,56%</b> | 465 <b>25,10%</b> | 445 <b>24,04%</b> | 523 <b>28,23%</b> | 506 <b>27,31%</b> | 492 <b>26,57%</b> |
|               | 06h-22h | 443 <b>23,83%</b> | 452 <b>24,34%</b> | 409 <b>21,98%</b> | 396 <b>21,30%</b> | 471 <b>25,34%</b> | 452 <b>24,32%</b> | 437 <b>23,52%</b> |
|               | 08h-14h | 256 <b>29,93%</b> | 226 <b>26,46%</b> | 241 <b>28,24%</b> | 215 <b>25,13%</b> | 162 <b>18,90%</b> | 183 <b>21,44%</b> | 214 <b>25,02%</b> |



|                 |         |                   |                   |                   |                   |                   |                   |                   |
|-----------------|---------|-------------------|-------------------|-------------------|-------------------|-------------------|-------------------|-------------------|
| Media Laborales | 00h-24h | 441 <b>23,81%</b> | 398 <b>21,48%</b> | 388 <b>20,93%</b> | 536 <b>28,92%</b> | 441 <b>23,83%</b> | 453 <b>24,46%</b> | 443 <b>23,91%</b> |
|                 | 06h-22h | 388 <b>20,88%</b> | 351 <b>18,89%</b> | 343 <b>18,46%</b> | 478 <b>25,69%</b> | 387 <b>20,83%</b> | 397 <b>21,38%</b> | 391 <b>21,02%</b> |
|                 | 08h-14h | 173 <b>20,23%</b> | 164 <b>19,18%</b> | 155 <b>18,08%</b> | 196 <b>22,96%</b> | 174 <b>20,34%</b> | 196 <b>22,96%</b> | 176 <b>20,63%</b> |



|              |         |                   |                   |                   |                   |                   |                   |                          |
|--------------|---------|-------------------|-------------------|-------------------|-------------------|-------------------|-------------------|--------------------------|
| Media Diaria | 00h-24h | 464 <b>25,05%</b> | 436 <b>26,08%</b> | 433 <b>26,57%</b> | 551 <b>24,46%</b> | 481 <b>25,95%</b> | 482 <b>25,35%</b> | <b>474</b> <b>25,58%</b> |
|              | 06h-22h | 410 <b>22,04%</b> | 387 <b>23,02%</b> | 384 <b>23,37%</b> | 487 <b>21,26%</b> | 426 <b>22,95%</b> | 425 <b>22,35%</b> | <b>420</b> <b>22,50%</b> |
|              | 08h-14h | 189 <b>22,07%</b> | 173 <b>21,34%</b> | 168 <b>21,91%</b> | 206 <b>21,28%</b> | 177 <b>20,55%</b> | 206 <b>21,26%</b> | <b>186</b> <b>21,40%</b> |



|              |   |  |  |  |  |  |  |  |
|--------------|---|--|--|--|--|--|--|--|
| Coeficientes | N |  |  |  |  |  |  |  |
|              | L |  |  |  |  |  |  |  |
| Coeficiente  | S |  |  |  |  |  |  |  |

Los datos en color negro corresponden al total de vehículos y los datos en color azul corresponden a vehículos pesados (en %)



Castilla-La Mancha

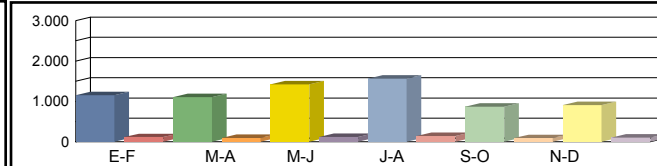
Consejería de Fomento

**Estación:** AB-32  
**Carretera:** CM-316 p.k. 56,80 **Provincia:** ALBACETE  
**Ubicación:** La Roda - Tarazona de la Mancha  
**Año:** 2024  
**Tipo:** PRIMARIA

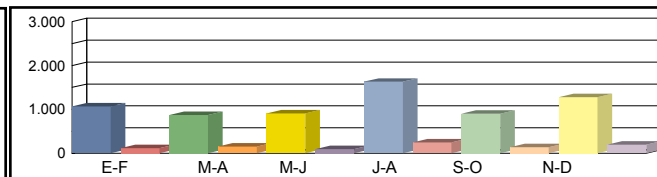
Dirección General de Carreteras

| Ene-Feb | Mar-Abr | May-Jun | Jul-Ago | Sep-Oct | Nov-Dic | IMD |
|---------|---------|---------|---------|---------|---------|-----|
|---------|---------|---------|---------|---------|---------|-----|

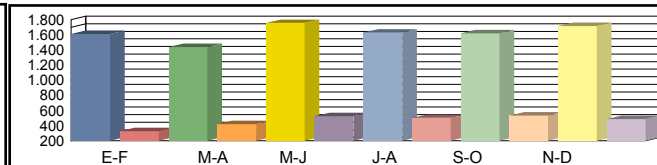
|                |         |                    |                    |                    |                     |                  |                   |                    |
|----------------|---------|--------------------|--------------------|--------------------|---------------------|------------------|-------------------|--------------------|
| Media Domingos | 00h-24h | 1.152 <b>9,29%</b> | 1.105 <b>8,14%</b> | 1.421 <b>7,81%</b> | 1.563 <b>8,51%</b>  | 873 <b>9,74%</b> | 910 <b>10,44%</b> | 1.171 <b>8,99%</b> |
|                | 06h-22h | 967 <b>7,96%</b>   | 982 <b>7,84%</b>   | 1.329 <b>7,22%</b> | 1.043 <b>11,03%</b> | 809 <b>8,41%</b> | 807 <b>9,17%</b>  | 990 <b>8,60%</b>   |
|                | 08h-14h | 380 <b>9,47%</b>   | 461 <b>4,56%</b>   | 720 <b>7,36%</b>   | 408 <b>8,58%</b>    | 272 <b>7,72%</b> | 293 <b>9,56%</b>  | 422 <b>7,87%</b>   |



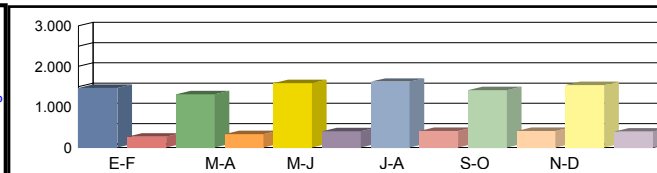
|               |         |                    |                   |                   |                     |                   |                     |                     |
|---------------|---------|--------------------|-------------------|-------------------|---------------------|-------------------|---------------------|---------------------|
| Media Sábados | 00h-24h | 1.068 <b>9,83%</b> | 869 <b>14,84%</b> | 910 <b>9,45%</b>  | 1.631 <b>13,06%</b> | 899 <b>13,57%</b> | 1.276 <b>13,32%</b> | 1.109 <b>12,35%</b> |
|               | 06h-22h | 921 <b>8,69%</b>   | 737 <b>13,30%</b> | 818 <b>8,44%</b>  | 1.326 <b>13,50%</b> | 831 <b>12,27%</b> | 1.177 <b>13,00%</b> | 968 <b>11,53%</b>   |
|               | 08h-14h | 528 <b>7,77%</b>   | 309 <b>12,62%</b> | 361 <b>13,02%</b> | 394 <b>16,24%</b>   | 385 <b>11,95%</b> | 412 <b>19,42%</b>   | 398 <b>13,50%</b>   |



|                 |         |                     |                     |                     |                     |                     |                     |                     |
|-----------------|---------|---------------------|---------------------|---------------------|---------------------|---------------------|---------------------|---------------------|
| Media Laborales | 00h-24h | 1.610 <b>16,89%</b> | 1.437 <b>22,69%</b> | 1.756 <b>23,01%</b> | 1.630 <b>23,56%</b> | 1.620 <b>24,75%</b> | 1.716 <b>22,09%</b> | 1.628 <b>22,16%</b> |
|                 | 06h-22h | 1.481 <b>16,41%</b> | 1.337 <b>22,29%</b> | 1.675 <b>23,22%</b> | 1.455 <b>24,54%</b> | 1.526 <b>24,71%</b> | 1.639 <b>22,09%</b> | 1.519 <b>22,21%</b> |
|                 | 08h-14h | 649 <b>18,64%</b>   | 608 <b>23,03%</b>   | 787 <b>23,51%</b>   | 648 <b>27,16%</b>   | 707 <b>28,29%</b>   | 737 <b>21,57%</b>   | 689 <b>23,70%</b>   |



|              |         |                     |                     |                     |                     |                     |                     |                     |
|--------------|---------|---------------------|---------------------|---------------------|---------------------|---------------------|---------------------|---------------------|
| Media Diaria | 00h-24h | 1.466 <b>15,28%</b> | 1.309 <b>20,17%</b> | 1.587 <b>19,97%</b> | 1.621 <b>19,99%</b> | 1.410 <b>22,41%</b> | 1.539 <b>20,08%</b> | <b>1.489 19,65%</b> |
|              | 06h-22h | 1.328 <b>14,76%</b> | 1.200 <b>19,83%</b> | 1.503 <b>20,03%</b> | 1.378 <b>21,55%</b> | 1.325 <b>22,19%</b> | 1.454 <b>20,01%</b> | <b>1.365 19,73%</b> |
|              | 08h-14h | 593 <b>16,36%</b>   | 544 <b>19,85%</b>   | 717 <b>20,50%</b>   | 578 <b>24,22%</b>   | 599 <b>25,54%</b>   | 627 <b>20,57%</b>   | <b>610 21,18%</b>   |



|              |   |         |         |         |         |         |         |         |
|--------------|---|---------|---------|---------|---------|---------|---------|---------|
| Coeficientes | N | 1,08710 | 1,07479 | 1,04836 | 1,12027 | 1,06160 | 1,04698 |         |
|              | L | 1,01118 | 1,13292 | 0,92711 | 0,99877 | 1,00494 | 0,94872 |         |
| Coeficiente  | S |         |         |         |         |         |         | 0,91436 |

Los datos en color negro corresponden al total de vehículos y los datos en color azul corresponden a vehículos pesados (en %)



**Castilla-La Mancha**

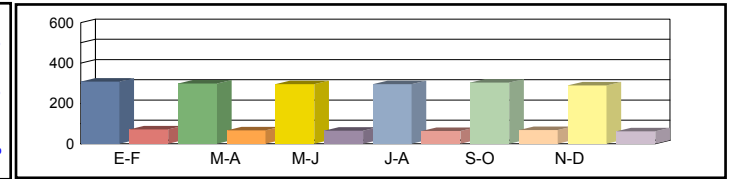
Consejería de Fomento

**Estación:** AB-33  
**Carretera:** CM-316 p.k. 4,00 **Provincia:** ALBACETE  
**Ubicación:** Munera - Santa Marta  
**Año:** 2024  
**Tipo:** COBERTURA

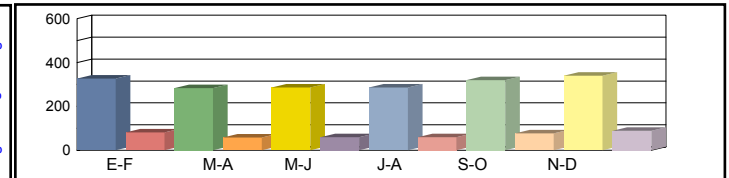
**Dirección General de Carreteras**

|  | Ene-Feb | Mar-Abr | May-Jun | Jul-Ago | Sep-Oct | Nov-Dic | IMD |
|--|---------|---------|---------|---------|---------|---------|-----|
|--|---------|---------|---------|---------|---------|---------|-----|

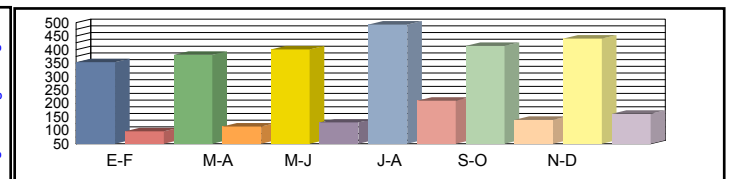
|          |         |            |            |            |            |            |            |            |
|----------|---------|------------|------------|------------|------------|------------|------------|------------|
| Media    | 00h-24h | 309 18,76% | 299 18,16% | 296 17,99% | 295 17,90% | 303 18,36% | 290 17,61% | 299 18,13% |
| Domingos | 06h-22h | 234 16,59% | 242 17,19% | 235 16,71% | 226 16,06% | 242 17,16% | 226 16,03% | 234 16,62% |
|          | 08h-14h | 71 9,49%   | 90 11,95%  | 82 10,87%  | 81 10,83%  | 92 12,23%  | 93 12,43%  | 85 11,30%  |



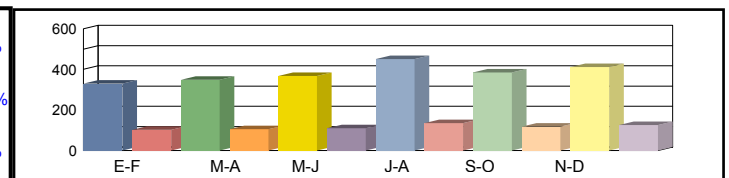
|         |         |            |            |            |            |            |            |            |
|---------|---------|------------|------------|------------|------------|------------|------------|------------|
| Media   | 00h-24h | 327 19,86% | 283 17,17% | 286 17,35% | 286 17,33% | 319 19,37% | 340 20,60% | 307 18,61% |
| Sábados | 06h-22h | 268 19,00% | 231 16,38% | 230 16,32% | 228 16,21% | 263 18,67% | 254 18,00% | 246 17,43% |
|         | 08h-14h | 108 14,34% | 109 14,46% | 108 14,40% | 100 13,38% | 120 15,99% | 124 16,49% | 112 14,84% |



|           |         |            |            |            |            |            |            |            |
|-----------|---------|------------|------------|------------|------------|------------|------------|------------|
| Media     | 00h-24h | 353 21,44% | 381 23,13% | 401 24,35% | 493 29,93% | 414 25,12% | 441 26,78% | 414 25,12% |
| Laborales | 06h-22h | 289 20,49% | 324 22,99% | 344 24,44% | 397 28,20% | 344 24,42% | 363 25,77% | 344 24,39% |
|           | 08h-14h | 129 17,12% | 134 17,85% | 142 18,97% | 174 23,13% | 145 19,31% | 148 19,74% | 145 19,35% |



|        |         |            |            |            |            |            |            |                   |
|--------|---------|------------|------------|------------|------------|------------|------------|-------------------|
| Media  | 00h-24h | 330 23,46% | 349 22,99% | 367 22,99% | 451 22,98% | 385 23,33% | 411 23,40% | <b>382 23,19%</b> |
| Diaria | 06h-22h | 267 22,53% | 295 22,24% | 312 22,16% | 359 22,05% | 318 22,56% | 332 22,30% | <b>314 22,31%</b> |
|        | 08h-14h | 115 17,20% | 122 17,57% | 128 17,40% | 155 17,25% | 134 17,82% | 137 17,92% | <b>132 17,53%</b> |



|              |   |  |  |  |  |  |  |  |
|--------------|---|--|--|--|--|--|--|--|
| Coeficientes | N |  |  |  |  |  |  |  |
|              | L |  |  |  |  |  |  |  |
| Coeficiente  | S |  |  |  |  |  |  |  |

Los datos en color negro corresponden al total de vehículos y los datos en color azul corresponden a vehículos pesados (en %)



**Castilla-La Mancha**

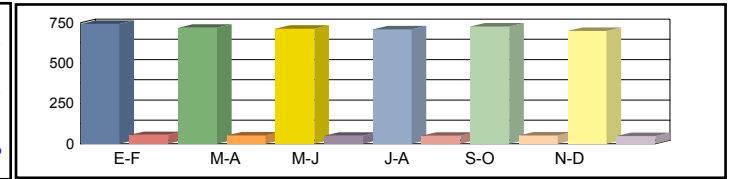
Consejería de Fomento

**Estación:** AB-34  
**Carretera:** CM-3119 p.k. 16,00 **Provincia:** ALBACETE  
**Ubicación:** Int. CM-3151 (Villarrobledo) - Munera  
**Año:** 2024  
**Tipo:** COBERTURA

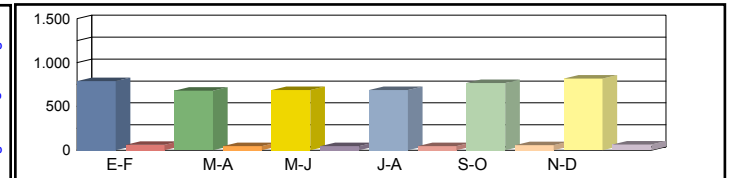
**Dirección General de Carreteras**

| Ene-Feb | Mar-Abr | May-Jun | Jul-Ago | Sep-Oct | Nov-Dic | IMD |
|---------|---------|---------|---------|---------|---------|-----|
|---------|---------|---------|---------|---------|---------|-----|

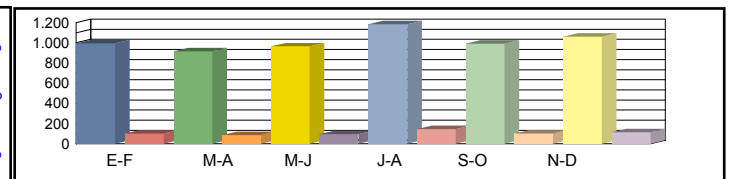
|                |         |                  |                  |                  |                  |                  |                  |                  |
|----------------|---------|------------------|------------------|------------------|------------------|------------------|------------------|------------------|
| Media Domingos | 00h-24h | 743 <b>6,90%</b> | 719 <b>6,68%</b> | 712 <b>6,62%</b> | 709 <b>6,59%</b> | 727 <b>6,76%</b> | 698 <b>6,48%</b> | 718 <b>6,67%</b> |
|                | 06h-22h | 647 <b>5,42%</b> | 670 <b>5,62%</b> | 652 <b>5,46%</b> | 626 <b>5,25%</b> | 669 <b>5,61%</b> | 625 <b>5,24%</b> | 648 <b>5,43%</b> |
|                | 08h-14h | 220 <b>4,17%</b> | 277 <b>5,25%</b> | 252 <b>4,78%</b> | 251 <b>4,76%</b> | 284 <b>5,37%</b> | 288 <b>5,46%</b> | 262 <b>4,96%</b> |



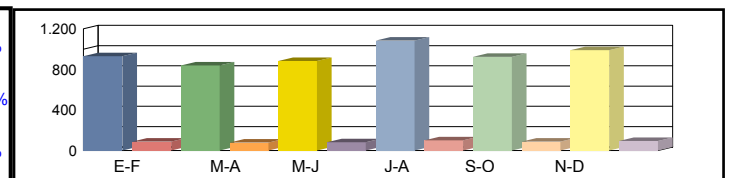
|               |         |                  |                  |                  |                  |                  |                  |                  |
|---------------|---------|------------------|------------------|------------------|------------------|------------------|------------------|------------------|
| Media Sábados | 00h-24h | 787 <b>7,31%</b> | 680 <b>6,32%</b> | 687 <b>6,39%</b> | 687 <b>6,38%</b> | 767 <b>7,13%</b> | 816 <b>7,58%</b> | 737 <b>6,85%</b> |
|               | 06h-22h | 741 <b>6,21%</b> | 639 <b>5,35%</b> | 636 <b>5,33%</b> | 632 <b>5,30%</b> | 728 <b>6,10%</b> | 702 <b>5,89%</b> | 680 <b>5,70%</b> |
|               | 08h-14h | 333 <b>6,30%</b> | 335 <b>6,35%</b> | 334 <b>6,32%</b> | 310 <b>5,88%</b> | 371 <b>7,02%</b> | 383 <b>7,24%</b> | 344 <b>6,52%</b> |



|                 |         |                  |                  |                  |                     |                  |                    |                    |
|-----------------|---------|------------------|------------------|------------------|---------------------|------------------|--------------------|--------------------|
| Media Laborales | 00h-24h | 995 <b>9,25%</b> | 916 <b>8,51%</b> | 965 <b>8,96%</b> | 1.185 <b>11,02%</b> | 993 <b>9,23%</b> | 1.061 <b>9,86%</b> | 1.019 <b>9,47%</b> |
|                 | 06h-22h | 952 <b>7,98%</b> | 896 <b>7,52%</b> | 953 <b>7,99%</b> | 1.099 <b>9,22%</b>  | 959 <b>8,04%</b> | 1.005 <b>8,42%</b> | 977 <b>8,20%</b>   |
|                 | 08h-14h | 448 <b>8,48%</b> | 414 <b>7,84%</b> | 440 <b>8,33%</b> | 537 <b>10,16%</b>   | 443 <b>8,39%</b> | 458 <b>8,67%</b>   | 457 <b>8,65%</b>   |



|              |         |                  |                  |                  |                    |                  |                  |                         |
|--------------|---------|------------------|------------------|------------------|--------------------|------------------|------------------|-------------------------|
| Media Diaria | 00h-24h | 929 <b>8,64%</b> | 838 <b>8,46%</b> | 883 <b>8,46%</b> | 1.084 <b>8,46%</b> | 922 <b>8,59%</b> | 988 <b>8,61%</b> | <b>941</b> <b>8,54%</b> |
|              | 06h-22h | 878 <b>7,36%</b> | 816 <b>7,27%</b> | 865 <b>7,24%</b> | 992 <b>7,21%</b>   | 886 <b>7,38%</b> | 918 <b>7,29%</b> | <b>892</b> <b>7,29%</b> |
|              | 08h-14h | 399 <b>7,55%</b> | 377 <b>7,72%</b> | 397 <b>7,64%</b> | 480 <b>7,58%</b>   | 409 <b>7,83%</b> | 425 <b>7,87%</b> | <b>414</b> <b>7,70%</b> |



|              |   |  |  |  |  |  |  |  |
|--------------|---|--|--|--|--|--|--|--|
| Coeficientes | N |  |  |  |  |  |  |  |
|              | L |  |  |  |  |  |  |  |
| Coeficiente  | S |  |  |  |  |  |  |  |

Los datos en color negro corresponden al total de vehículos y los datos en color azul corresponden a vehículos pesados (en %)



**Castilla-La Mancha**

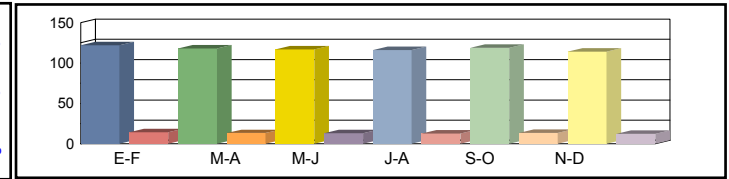
Consejería de Fomento

**Estación:** AB-35  
**Carretera:** CM-3151 p.k. 3,50 **Provincia:** ALBACETE  
**Ubicación:** Sotuélamos - Int. CM-3119 (Villarrobledo)  
**Año:** 2024  
**Tipo:** COBERTURA

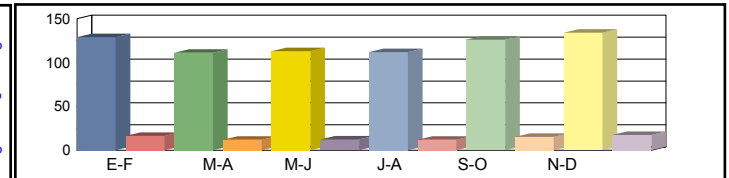
**Dirección General de Carreteras**

| Ene-Feb | Mar-Abr | May-Jun | Jul-Ago | Sep-Oct | Nov-Dic | IMD |
|---------|---------|---------|---------|---------|---------|-----|
|---------|---------|---------|---------|---------|---------|-----|

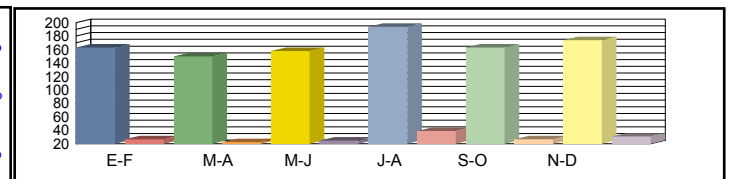
|                |         |                   |                   |                   |                   |                   |                  |                   |
|----------------|---------|-------------------|-------------------|-------------------|-------------------|-------------------|------------------|-------------------|
| Media Domingos | 00h-24h | 122 <b>10,54%</b> | 118 <b>10,20%</b> | 117 <b>10,10%</b> | 116 <b>10,05%</b> | 119 <b>10,31%</b> | 114 <b>9,89%</b> | 118 <b>10,18%</b> |
|                | 06h-22h | 82 <b>8,98%</b>   | 85 <b>9,31%</b>   | 83 <b>9,05%</b>   | 80 <b>8,70%</b>   | 85 <b>9,29%</b>   | 79 <b>8,68%</b>  | 82 <b>9,00%</b>   |
|                | 08h-14h | 31 <b>8,58%</b>   | 39 <b>10,81%</b>  | 35 <b>9,83%</b>   | 35 <b>9,79%</b>   | 40 <b>11,06%</b>  | 41 <b>11,24%</b> | 37 <b>10,22%</b>  |



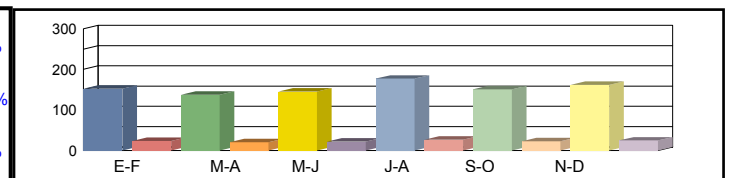
|               |         |                   |                  |                  |                  |                   |                   |                   |
|---------------|---------|-------------------|------------------|------------------|------------------|-------------------|-------------------|-------------------|
| Media Sábados | 00h-24h | 129 <b>11,16%</b> | 111 <b>9,64%</b> | 113 <b>9,74%</b> | 112 <b>9,74%</b> | 126 <b>10,88%</b> | 134 <b>11,57%</b> | 121 <b>10,46%</b> |
|               | 06h-22h | 94 <b>10,29%</b>  | 81 <b>8,87%</b>  | 81 <b>8,84%</b>  | 80 <b>8,78%</b>  | 93 <b>10,11%</b>  | 89 <b>9,75%</b>   | 86 <b>9,44%</b>   |
|               | 08h-14h | 47 <b>12,97%</b>  | 47 <b>13,07%</b> | 47 <b>13,02%</b> | 44 <b>12,10%</b> | 52 <b>14,46%</b>  | 54 <b>14,91%</b>  | 48 <b>13,42%</b>  |



|                 |         |                   |                   |                   |                   |                   |                   |                   |
|-----------------|---------|-------------------|-------------------|-------------------|-------------------|-------------------|-------------------|-------------------|
| Media Laborales | 00h-24h | 163 <b>14,11%</b> | 150 <b>12,99%</b> | 158 <b>13,68%</b> | 194 <b>16,81%</b> | 163 <b>14,08%</b> | 174 <b>15,04%</b> | 167 <b>14,45%</b> |
|                 | 06h-22h | 121 <b>13,22%</b> | 114 <b>12,45%</b> | 121 <b>13,24%</b> | 140 <b>15,27%</b> | 122 <b>13,32%</b> | 128 <b>13,95%</b> | 124 <b>13,58%</b> |
|                 | 08h-14h | 63 <b>17,46%</b>  | 58 <b>16,14%</b>  | 62 <b>17,15%</b>  | 75 <b>20,91%</b>  | 62 <b>17,27%</b>  | 64 <b>17,85%</b>  | 64 <b>17,80%</b>  |



|              |         |                   |                   |                   |                   |                   |                   |                   |
|--------------|---------|-------------------|-------------------|-------------------|-------------------|-------------------|-------------------|-------------------|
| Media Diaria | 00h-24h | 152 <b>13,18%</b> | 137 <b>12,91%</b> | 145 <b>12,91%</b> | 177 <b>12,91%</b> | 151 <b>13,11%</b> | 162 <b>13,15%</b> | <b>154 13,03%</b> |
|              | 06h-22h | 112 <b>12,20%</b> | 104 <b>12,04%</b> | 110 <b>12,00%</b> | 126 <b>11,94%</b> | 113 <b>12,22%</b> | 117 <b>12,08%</b> | <b>114 12,08%</b> |
|              | 08h-14h | 56 <b>15,55%</b>  | 53 <b>15,88%</b>  | 56 <b>15,74%</b>  | 67 <b>15,60%</b>  | 57 <b>16,12%</b>  | 59 <b>16,21%</b>  | <b>58 15,85%</b>  |



|              |   |  |  |  |  |  |  |  |
|--------------|---|--|--|--|--|--|--|--|
| Coeficientes | N |  |  |  |  |  |  |  |
|              | L |  |  |  |  |  |  |  |
| Coeficiente  | S |  |  |  |  |  |  |  |

Los datos en color negro corresponden al total de vehículos y los datos en color azul corresponden a vehículos pesados (en %)



Castilla-La Mancha

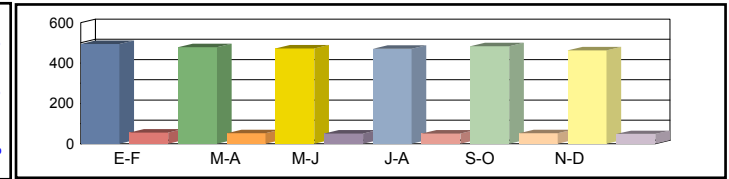
Consejería de Fomento

**Estación:** AB-37  
**Carretera:** CM-3133 p.k. 20,00 **Provincia:** ALBACETE  
**Ubicación:** El Bonillo - El Balletero  
**Año:** 2024  
**Tipo:** COBERTURA

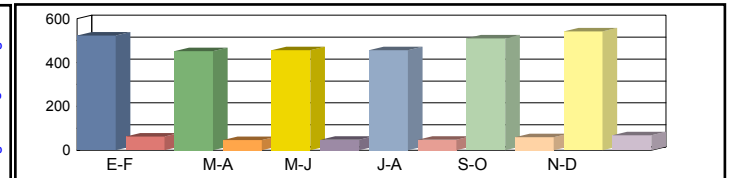
Dirección General de Carreteras

| Ene-Feb | Mar-Abr | May-Jun | Jul-Ago | Sep-Oct | Nov-Dic | IMD |
|---------|---------|---------|---------|---------|---------|-----|
|---------|---------|---------|---------|---------|---------|-----|

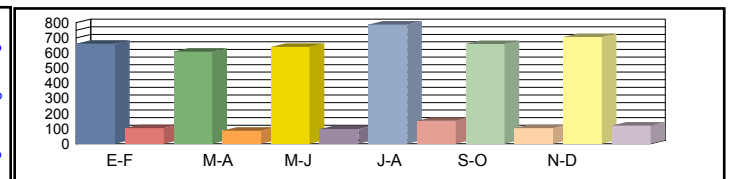
|          |         |            |           |           |           |           |           |           |
|----------|---------|------------|-----------|-----------|-----------|-----------|-----------|-----------|
| Media    | 00h-24h | 494 10,17% | 478 9,84% | 473 9,75% | 471 9,70% | 483 9,95% | 463 9,55% | 477 9,83% |
| Domingos | 06h-22h | 398 6,14%  | 412 6,37% | 401 6,19% | 385 5,95% | 412 6,36% | 385 5,94% | 399 6,16% |
|          | 08h-14h | 161 3,16%  | 202 3,97% | 184 3,62% | 183 3,60% | 207 4,07% | 210 4,13% | 191 3,76% |



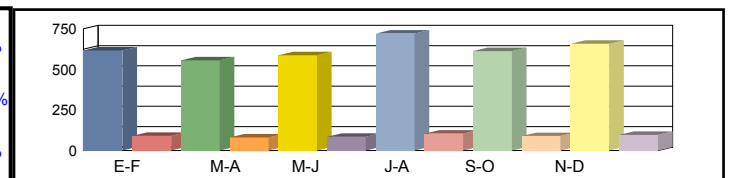
|         |         |            |           |           |           |            |            |            |
|---------|---------|------------|-----------|-----------|-----------|------------|------------|------------|
| Media   | 00h-24h | 523 10,77% | 452 9,30% | 456 9,40% | 456 9,40% | 510 10,50% | 542 11,17% | 490 10,09% |
| Sábados | 06h-22h | 456 7,04%  | 393 6,07% | 392 6,04% | 389 6,00% | 448 6,92%  | 432 6,67%  | 418 6,46%  |
|         | 08h-14h | 243 4,77%  | 245 4,81% | 244 4,79% | 227 4,45% | 271 5,32%  | 279 5,48%  | 252 4,94%  |



|           |         |            |            |            |            |            |            |            |
|-----------|---------|------------|------------|------------|------------|------------|------------|------------|
| Media     | 00h-24h | 661 13,62% | 608 12,53% | 641 13,20% | 788 16,22% | 660 13,59% | 705 14,51% | 677 13,95% |
| Laborales | 06h-22h | 586 9,04%  | 552 8,52%  | 587 9,05%  | 677 10,44% | 590 9,11%  | 618 9,54%  | 602 9,29%  |
|           | 08h-14h | 327 6,42%  | 302 5,94%  | 321 6,31%  | 392 7,69%  | 323 6,35%  | 334 6,56%  | 333 6,55%  |



|        |         |            |            |            |            |            |            |                   |
|--------|---------|------------|------------|------------|------------|------------|------------|-------------------|
| Media  | 00h-24h | 617 12,72% | 556 12,46% | 587 12,46% | 721 12,45% | 613 12,65% | 657 12,68% | <b>625 12,57%</b> |
| Diaria | 06h-22h | 541 8,34%  | 503 8,24%  | 533 8,21%  | 611 8,17%  | 545 8,36%  | 564 8,26%  | <b>550 8,26%</b>  |
|        | 08h-14h | 291 5,72%  | 275 5,84%  | 289 5,79%  | 350 5,74%  | 298 5,93%  | 310 5,96%  | <b>302 5,83%</b>  |



|              |   |  |  |  |  |  |  |  |
|--------------|---|--|--|--|--|--|--|--|
| Coeficientes | N |  |  |  |  |  |  |  |
|              | L |  |  |  |  |  |  |  |
| Coeficiente  | S |  |  |  |  |  |  |  |

Los datos en color negro corresponden al total de vehículos y los datos en color azul corresponden a vehículos pesados (en %)





**Castilla-La Mancha**

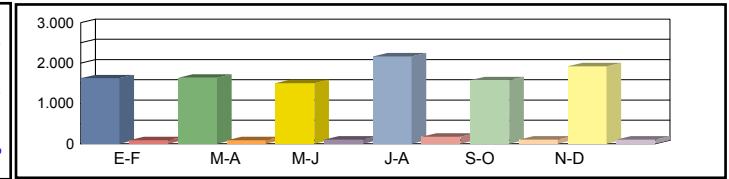
Consejería de Fomento

**Estación:** AB-38  
**Carretera:** CM-3220 p.k. 3,50 **Provincia:** ALBACETE  
**Ubicación:** Almansa - Límite Provincia con Murcia  
**Año:** 2024  
**Tipo:** PRIMARIA

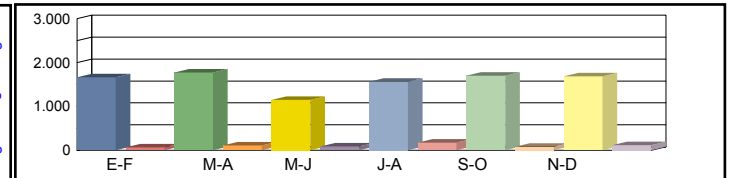
**Dirección General de Carreteras**

| Ene-Feb | Mar-Abr | May-Jun | Jul-Ago | Sep-Oct | Nov-Dic | IMD |
|---------|---------|---------|---------|---------|---------|-----|
|---------|---------|---------|---------|---------|---------|-----|

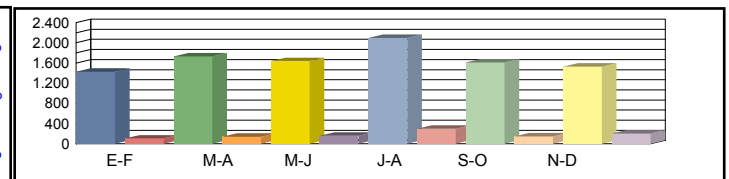
|          |         |                    |                    |                    |                    |                    |                    |                    |
|----------|---------|--------------------|--------------------|--------------------|--------------------|--------------------|--------------------|--------------------|
| Media    | 00h-24h | 1.624 <b>5,30%</b> | 1.636 <b>5,07%</b> | 1.500 <b>6,53%</b> | 2.162 <b>7,63%</b> | 1.577 <b>6,34%</b> | 1.917 <b>5,27%</b> | 1.736 <b>6,02%</b> |
| Domingos | 06h-22h | 1.514 <b>3,90%</b> | 1.447 <b>4,01%</b> | 1.298 <b>5,70%</b> | 1.850 <b>8,49%</b> | 1.405 <b>5,34%</b> | 1.810 <b>4,42%</b> | 1.554 <b>5,31%</b> |
|          | 08h-14h | 854 <b>1,52%</b>   | 672 <b>5,65%</b>   | 589 <b>4,75%</b>   | 684 <b>13,30%</b>  | 577 <b>10,40%</b>  | 833 <b>3,24%</b>   | 702 <b>6,48%</b>   |



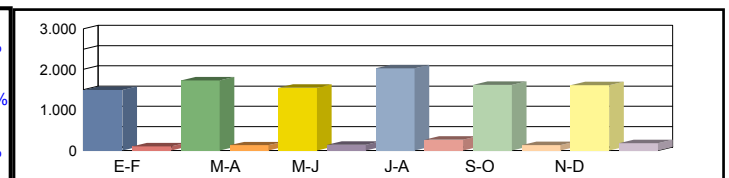
|         |         |                    |                    |                    |                     |                    |                    |                    |
|---------|---------|--------------------|--------------------|--------------------|---------------------|--------------------|--------------------|--------------------|
| Media   | 00h-24h | 1.666 <b>3,78%</b> | 1.772 <b>5,76%</b> | 1.146 <b>7,24%</b> | 1.563 <b>9,92%</b>  | 1.700 <b>4,47%</b> | 1.685 <b>6,53%</b> | 1.589 <b>6,28%</b> |
| Sábados | 06h-22h | 1.521 <b>2,63%</b> | 1.590 <b>3,65%</b> | 1.031 <b>6,60%</b> | 1.382 <b>10,06%</b> | 1.460 <b>3,42%</b> | 1.544 <b>5,12%</b> | 1.421 <b>5,25%</b> |
|         | 08h-14h | 876 <b>1,37%</b>   | 786 <b>3,18%</b>   | 476 <b>4,62%</b>   | 686 <b>9,77%</b>    | 732 <b>1,64%</b>   | 684 <b>3,36%</b>   | 707 <b>3,99%</b>   |



|           |         |                    |                    |                    |                     |                    |                     |                    |
|-----------|---------|--------------------|--------------------|--------------------|---------------------|--------------------|---------------------|--------------------|
| Media     | 00h-24h | 1.429 <b>6,93%</b> | 1.734 <b>7,44%</b> | 1.640 <b>8,78%</b> | 2.095 <b>12,46%</b> | 1.610 <b>8,32%</b> | 1.530 <b>11,63%</b> | 1.673 <b>9,26%</b> |
| Laborales | 06h-22h | 1.351 <b>5,77%</b> | 1.580 <b>6,08%</b> | 1.500 <b>7,80%</b> | 1.906 <b>12,75%</b> | 1.461 <b>7,19%</b> | 1.405 <b>11,32%</b> | 1.534 <b>8,48%</b> |
|           | 08h-14h | 590 <b>5,76%</b>   | 664 <b>6,93%</b>   | 520 <b>8,46%</b>   | 673 <b>13,37%</b>   | 610 <b>6,56%</b>   | 567 <b>14,64%</b>   | 604 <b>9,29%</b>   |



|        |         |                    |                    |                    |                     |                    |                    |                           |
|--------|---------|--------------------|--------------------|--------------------|---------------------|--------------------|--------------------|---------------------------|
| Media  | 00h-24h | 1.491 <b>6,17%</b> | 1.725 <b>6,84%</b> | 1.549 <b>8,33%</b> | 2.029 <b>11,43%</b> | 1.618 <b>7,48%</b> | 1.608 <b>9,83%</b> | <b>1.670</b> <b>8,35%</b> |
| Diaria | 06h-22h | 1.399 <b>5,00%</b> | 1.562 <b>5,44%</b> | 1.405 <b>7,40%</b> | 1.823 <b>11,85%</b> | 1.453 <b>6,40%</b> | 1.482 <b>9,18%</b> | <b>1.521</b> <b>7,55%</b> |
|        | 08h-14h | 669 <b>4,19%</b>   | 683 <b>6,15%</b>   | 524 <b>7,44%</b>   | 677 <b>12,85%</b>   | 623 <b>6,26%</b>   | 621 <b>10,63%</b>  | <b>633</b> <b>7,92%</b>   |



|              |   |         |         |         |         |         |         |         |
|--------------|---|---------|---------|---------|---------|---------|---------|---------|
| Coeficientes | N | 1,05774 | 1,09747 | 1,09333 | 1,09916 | 1,10198 | 1,08897 |         |
|              | L | 1,17075 | 0,96482 | 1,02012 | 0,79857 | 1,03913 | 1,09346 |         |
| Coeficiente  | S |         |         |         |         |         |         | 0,99821 |

Los datos en color negro corresponden al total de vehículos y los datos en color azul corresponden a vehículos pesados (en %)



**Castilla-La Mancha**

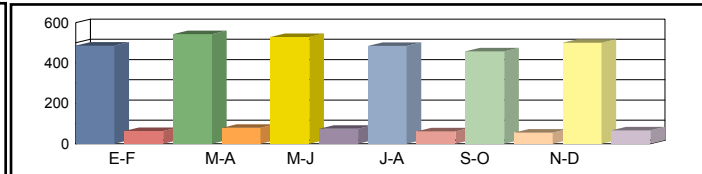
Consejería de Fomento

**Estación:** AB-39  
**Carretera:** CM-3214 p.k. 11,00 **Provincia:** ALBACETE  
**Ubicación:** Int. N-301 -Int CM- 3211 (Pinilla)  
**Año:** 2024  
**Tipo:** COBERTURA

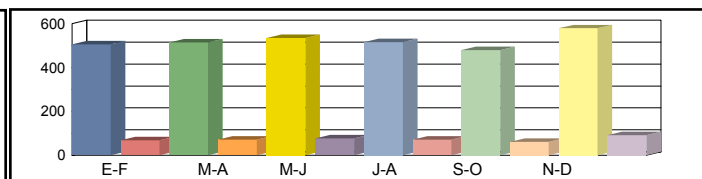
**Dirección General de Carreteras**

| Ene-Feb | Mar-Abr | May-Jun | Jul-Ago | Sep-Oct | Nov-Dic | IMD |
|---------|---------|---------|---------|---------|---------|-----|
|---------|---------|---------|---------|---------|---------|-----|

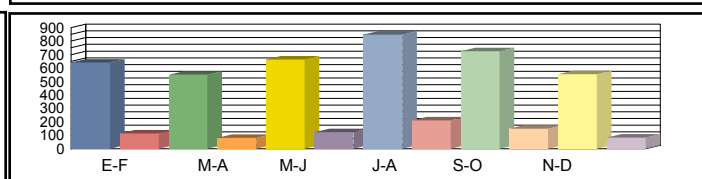
|                |         |                   |                   |                   |                   |                   |                   |                   |
|----------------|---------|-------------------|-------------------|-------------------|-------------------|-------------------|-------------------|-------------------|
| Media Domingos | 00h-24h | 487 <b>11,50%</b> | 544 <b>12,84%</b> | 529 <b>12,50%</b> | 485 <b>11,46%</b> | 458 <b>10,81%</b> | 500 <b>11,81%</b> | 500 <b>11,82%</b> |
|                | 06h-22h | 456 <b>9,71%</b>  | 531 <b>11,33%</b> | 538 <b>11,46%</b> | 503 <b>10,73%</b> | 466 <b>9,93%</b>  | 467 <b>9,96%</b>  | 494 <b>10,52%</b> |
|                | 08h-14h | 199 <b>7,55%</b>  | 227 <b>8,59%</b>  | 237 <b>8,98%</b>  | 209 <b>7,94%</b>  | 194 <b>7,35%</b>  | 201 <b>7,63%</b>  | 211 <b>8,01%</b>  |



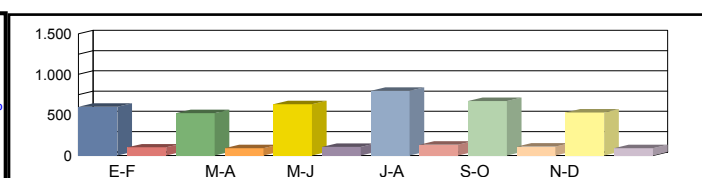
|               |         |                   |                   |                   |                   |                   |                   |                   |
|---------------|---------|-------------------|-------------------|-------------------|-------------------|-------------------|-------------------|-------------------|
| Media Sábados | 00h-24h | 506 <b>11,95%</b> | 515 <b>12,17%</b> | 535 <b>12,63%</b> | 516 <b>12,17%</b> | 479 <b>11,31%</b> | 579 <b>13,67%</b> | 522 <b>12,32%</b> |
|               | 06h-22h | 463 <b>9,88%</b>  | 475 <b>10,13%</b> | 493 <b>10,52%</b> | 475 <b>10,12%</b> | 447 <b>9,53%</b>  | 535 <b>11,40%</b> | 481 <b>10,26%</b> |
|               | 08h-14h | 254 <b>9,62%</b>  | 265 <b>10,03%</b> | 273 <b>10,34%</b> | 256 <b>9,70%</b>  | 239 <b>9,08%</b>  | 281 <b>10,65%</b> | 261 <b>9,90%</b>  |



|                 |         |                   |                   |                   |                   |                   |                   |                   |
|-----------------|---------|-------------------|-------------------|-------------------|-------------------|-------------------|-------------------|-------------------|
| Media Laborales | 00h-24h | 641 <b>15,13%</b> | 549 <b>12,97%</b> | 663 <b>15,65%</b> | 848 <b>20,01%</b> | 725 <b>17,11%</b> | 555 <b>13,10%</b> | 664 <b>15,66%</b> |
|                 | 06h-22h | 601 <b>12,81%</b> | 534 <b>11,39%</b> | 601 <b>12,80%</b> | 742 <b>15,81%</b> | 649 <b>13,83%</b> | 566 <b>12,06%</b> | 616 <b>13,12%</b> |
|                 | 08h-14h | 286 <b>10,84%</b> | 245 <b>9,27%</b>  | 280 <b>10,60%</b> | 377 <b>14,30%</b> | 313 <b>11,85%</b> | 266 <b>10,07%</b> | 294 <b>11,15%</b> |



|              |         |                   |                   |                   |                   |                   |                   |                          |
|--------------|---------|-------------------|-------------------|-------------------|-------------------|-------------------|-------------------|--------------------------|
| Media Diaria | 00h-24h | 600 <b>14,16%</b> | 522 <b>14,38%</b> | 631 <b>14,40%</b> | 795 <b>14,18%</b> | 669 <b>13,97%</b> | 530 <b>14,45%</b> | <b>624</b> <b>14,26%</b> |
|              | 06h-22h | 561 <b>11,95%</b> | 509 <b>12,22%</b> | 577 <b>12,29%</b> | 702 <b>12,13%</b> | 604 <b>11,93%</b> | 539 <b>12,20%</b> | <b>582</b> <b>12,12%</b> |
|              | 08h-14h | 269 <b>10,20%</b> | 235 <b>10,40%</b> | 271 <b>10,50%</b> | 357 <b>10,26%</b> | 291 <b>10,09%</b> | 254 <b>10,35%</b> | <b>280</b> <b>10,30%</b> |



|              |   |  |  |  |  |  |  |  |
|--------------|---|--|--|--|--|--|--|--|
| Coeficientes | N |  |  |  |  |  |  |  |
|              | L |  |  |  |  |  |  |  |
| Coeficiente  | S |  |  |  |  |  |  |  |

Los datos en color negro corresponden al total de vehículos y los datos en color azul corresponden a vehículos pesados (en %)



Castilla-La Mancha

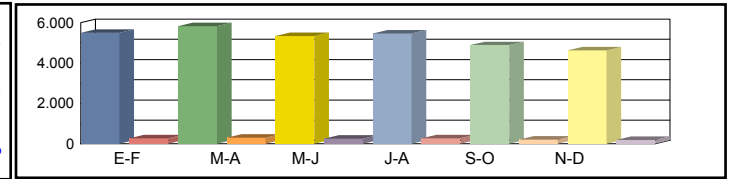
Consejería de Fomento

**Estación:** AB-4  
**Carretera:** CM-3203 p.k. 5,50 **Provincia:** ALBACETE  
**Ubicación:** Maestranza Aérea - Urbanización Aguasol  
**Año:** 2024  
**Tipo:** COBERTURA

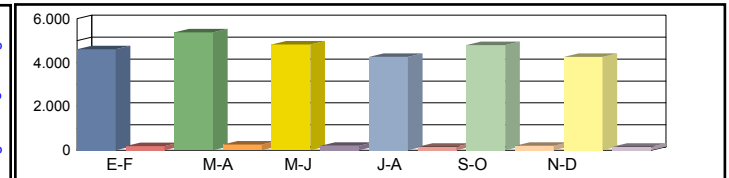
Dirección General de Carreteras

| Ene-Feb | Mar-Abr | May-Jun | Jul-Ago | Sep-Oct | Nov-Dic | IMD |
|---------|---------|---------|---------|---------|---------|-----|
|---------|---------|---------|---------|---------|---------|-----|

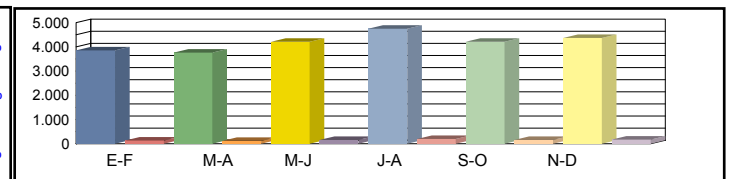
|          |         |             |             |             |             |             |             |             |
|----------|---------|-------------|-------------|-------------|-------------|-------------|-------------|-------------|
| Media    | 00h-24h | 5.497 4,72% | 5.823 5,00% | 5.338 4,58% | 5.462 4,69% | 4.889 4,20% | 4.622 3,97% | 5.272 4,52% |
| Domingos | 06h-22h | 5.150 4,33% | 5.678 4,78% | 5.180 4,36% | 4.841 4,07% | 4.626 3,89% | 4.393 3,69% | 4.978 4,19% |
|          | 08h-14h | 2.380 6,61% | 1.617 4,50% | 2.195 6,10% | 1.759 4,89% | 1.883 5,23% | 2.139 5,95% | 1.996 5,55% |



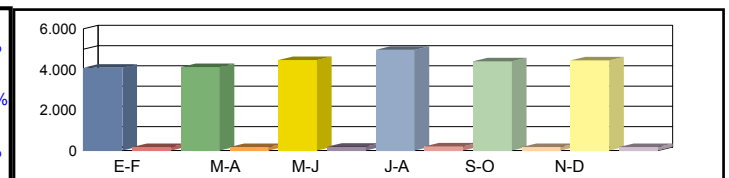
|         |         |             |             |             |             |             |             |             |
|---------|---------|-------------|-------------|-------------|-------------|-------------|-------------|-------------|
| Media   | 00h-24h | 4.600 3,95% | 5.382 4,62% | 4.819 4,14% | 4.263 3,66% | 4.794 4,11% | 4.262 3,66% | 4.687 4,02% |
| Sábados | 06h-22h | 4.328 3,64% | 5.176 4,35% | 4.578 3,85% | 4.144 3,49% | 4.568 3,84% | 4.127 3,47% | 4.487 3,77% |
|         | 08h-14h | 2.200 6,12% | 2.486 6,91% | 2.385 6,63% | 2.099 5,84% | 1.919 5,33% | 1.922 5,34% | 2.168 6,03% |



|           |         |             |             |             |             |             |             |             |
|-----------|---------|-------------|-------------|-------------|-------------|-------------|-------------|-------------|
| Media     | 00h-24h | 3.858 3,31% | 3.760 3,23% | 4.212 3,61% | 4.756 4,08% | 4.209 3,61% | 4.372 3,75% | 4.194 3,60% |
| Laborales | 06h-22h | 3.703 3,11% | 3.571 3,00% | 4.029 3,39% | 4.410 3,71% | 4.021 3,38% | 4.279 3,60% | 4.002 3,37% |
|           | 08h-14h | 1.637 4,55% | 1.629 4,53% | 1.783 4,96% | 1.728 4,80% | 1.728 4,80% | 1.684 4,68% | 1.698 4,72% |



|        |         |             |             |             |             |             |             |                    |
|--------|---------|-------------|-------------|-------------|-------------|-------------|-------------|--------------------|
| Media  | 00h-24h | 4.078 3,82% | 4.116 3,95% | 4.461 3,82% | 4.967 3,77% | 4.390 3,77% | 4.441 3,67% | <b>4.409 3,80%</b> |
| Diaria | 06h-22h | 3.892 3,55% | 3.928 3,72% | 4.275 3,59% | 4.558 3,50% | 4.186 3,52% | 4.352 3,44% | <b>4.198 3,55%</b> |
|        | 08h-14h | 1.789 5,25% | 1.716 5,06% | 1.949 5,25% | 1.786 4,96% | 1.777 4,94% | 1.768 5,04% | <b>1.798 5,08%</b> |



|              |   |  |  |  |  |  |  |  |
|--------------|---|--|--|--|--|--|--|--|
| Coeficientes | N |  |  |  |  |  |  |  |
|              | L |  |  |  |  |  |  |  |
| Coeficiente  | S |  |  |  |  |  |  |  |

Los datos en color negro corresponden al total de vehículos y los datos en color azul corresponden a vehículos pesados (en %)



**Castilla-La Mancha**

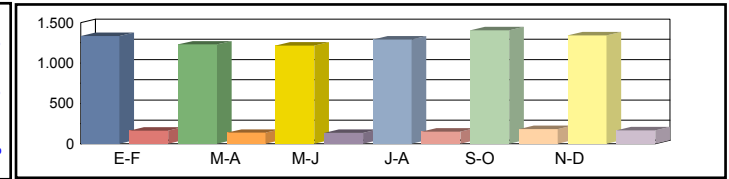
Consejería de Fomento

**Estación:** AB-42  
**Carretera:** CM-412 p.k. 224,00 **Provincia:** ALBACETE  
**Ubicación:** Fuente Higuera - Int. CM-3206  
**Año:** 2024  
**Tipo:** COBERTURA

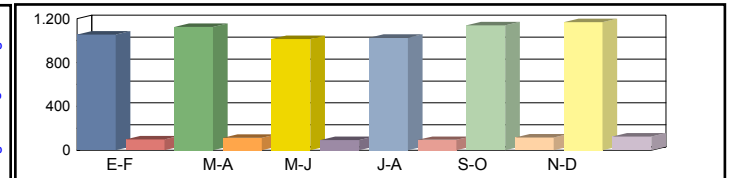
**Dirección General de Carreteras**

| Ene-Feb | Mar-Abr | May-Jun | Jul-Ago | Sep-Oct | Nov-Dic | IMD |
|---------|---------|---------|---------|---------|---------|-----|
|---------|---------|---------|---------|---------|---------|-----|

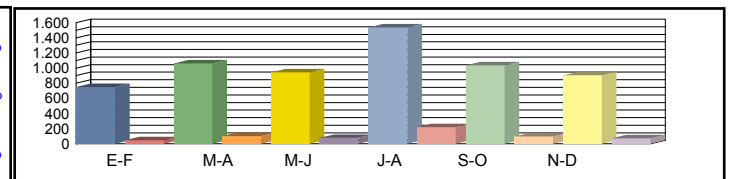
|                |         |                     |                     |                    |                     |                     |                     |                     |
|----------------|---------|---------------------|---------------------|--------------------|---------------------|---------------------|---------------------|---------------------|
| Media Domingos | 00h-24h | 1.333 <b>10,93%</b> | 1.230 <b>10,08%</b> | 1.215 <b>9,96%</b> | 1.291 <b>10,59%</b> | 1.404 <b>11,51%</b> | 1.344 <b>11,02%</b> | 1.303 <b>10,68%</b> |
|                | 06h-22h | 1.259 <b>8,57%</b>  | 1.154 <b>7,86%</b>  | 1.165 <b>7,93%</b> | 1.232 <b>8,39%</b>  | 1.331 <b>9,06%</b>  | 1.271 <b>8,65%</b>  | 1.235 <b>8,41%</b>  |
|                | 08h-14h | 492 <b>4,00%</b>    | 469 <b>3,81%</b>    | 488 <b>3,97%</b>   | 487 <b>3,96%</b>    | 566 <b>4,60%</b>    | 534 <b>4,34%</b>    | 506 <b>4,11%</b>    |



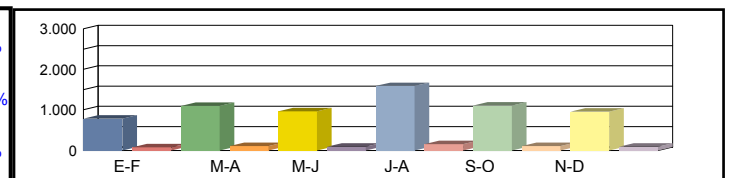
|               |         |                    |                    |                    |                    |                    |                    |                    |
|---------------|---------|--------------------|--------------------|--------------------|--------------------|--------------------|--------------------|--------------------|
| Media Sábados | 00h-24h | 1.055 <b>8,65%</b> | 1.125 <b>9,22%</b> | 1.014 <b>8,31%</b> | 1.027 <b>8,42%</b> | 1.138 <b>9,33%</b> | 1.169 <b>9,59%</b> | 1.088 <b>8,92%</b> |
|               | 06h-22h | 993 <b>6,76%</b>   | 1.036 <b>7,05%</b> | 955 <b>6,50%</b>   | 971 <b>6,61%</b>   | 1.071 <b>7,29%</b> | 1.095 <b>7,45%</b> | 1.020 <b>6,94%</b> |
|               | 08h-14h | 477 <b>3,88%</b>   | 474 <b>3,86%</b>   | 434 <b>3,53%</b>   | 431 <b>3,50%</b>   | 516 <b>4,20%</b>   | 504 <b>4,10%</b>   | 473 <b>3,84%</b>   |



|                 |         |                  |                    |                  |                     |                    |                  |                    |
|-----------------|---------|------------------|--------------------|------------------|---------------------|--------------------|------------------|--------------------|
| Media Laborales | 00h-24h | 750 <b>6,15%</b> | 1.060 <b>8,69%</b> | 944 <b>7,74%</b> | 1.537 <b>12,60%</b> | 1.036 <b>8,49%</b> | 904 <b>7,41%</b> | 1.038 <b>8,51%</b> |
|                 | 06h-22h | 709 <b>4,83%</b> | 1.014 <b>6,91%</b> | 869 <b>5,91%</b> | 1.389 <b>9,45%</b>  | 962 <b>6,55%</b>   | 850 <b>5,79%</b> | 966 <b>6,57%</b>   |
|                 | 08h-14h | 291 <b>2,37%</b> | 436 <b>3,55%</b>   | 365 <b>2,97%</b> | 643 <b>5,22%</b>    | 415 <b>3,37%</b>   | 359 <b>2,92%</b> | 418 <b>3,40%</b>   |



|              |         |                  |                    |                  |                    |                    |                  |                           |
|--------------|---------|------------------|--------------------|------------------|--------------------|--------------------|------------------|---------------------------|
| Media Diaria | 00h-24h | 783 <b>8,86%</b> | 1.101 <b>8,83%</b> | 964 <b>8,68%</b> | 1.589 <b>8,78%</b> | 1.103 <b>9,04%</b> | 959 <b>9,01%</b> | <b>1.083</b> <b>8,87%</b> |
|              | 06h-22h | 744 <b>6,87%</b> | 1.054 <b>6,81%</b> | 894 <b>6,74%</b> | 1.446 <b>6,82%</b> | 1.030 <b>7,01%</b> | 906 <b>6,98%</b> | <b>1.012</b> <b>6,87%</b> |
|              | 08h-14h | 305 <b>3,54%</b> | 453 <b>3,51%</b>   | 377 <b>3,48%</b> | 662 <b>3,48%</b>   | 451 <b>3,67%</b>   | 385 <b>3,62%</b> | <b>439</b> <b>3,55%</b>   |



|              |   |  |  |  |  |  |  |  |
|--------------|---|--|--|--|--|--|--|--|
| Coeficientes | N |  |  |  |  |  |  |  |
|              | L |  |  |  |  |  |  |  |
| Coeficiente  | S |  |  |  |  |  |  |  |

Los datos en color negro corresponden al total de vehículos y los datos en color azul corresponden a vehículos pesados (en %)



**Castilla-La Mancha**

Consejería de Fomento

**Estación:** AB-43  
**Carretera:** CM-3206 p.k. 8,00 **Provincia:** ALBACETE  
**Ubicación:** Int. CM-412 - Yeste  
**Año:** 2024  
**Tipo:** COBERTURA

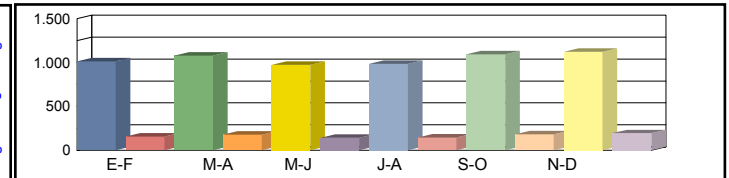
**Dirección General de Carreteras**

| Ene-Feb | Mar-Abr | May-Jun | Jul-Ago | Sep-Oct | Nov-Dic | IMD |
|---------|---------|---------|---------|---------|---------|-----|
|---------|---------|---------|---------|---------|---------|-----|

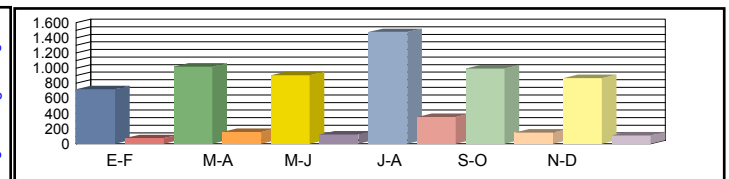
|                |         |                     |                     |                     |                     |                     |                     |                     |
|----------------|---------|---------------------|---------------------|---------------------|---------------------|---------------------|---------------------|---------------------|
| Media Domingos | 00h-24h | 1.280 <b>16,81%</b> | 1.181 <b>15,51%</b> | 1.167 <b>15,32%</b> | 1.240 <b>16,28%</b> | 1.348 <b>17,71%</b> | 1.291 <b>16,95%</b> | 1.251 <b>16,43%</b> |
|                | 06h-22h | 1.179 <b>14,67%</b> | 1.081 <b>13,45%</b> | 1.091 <b>13,58%</b> | 1.154 <b>14,35%</b> | 1.247 <b>15,51%</b> | 1.190 <b>14,81%</b> | 1.157 <b>14,39%</b> |
|                | 08h-14h | 421 <b>10,36%</b>   | 401 <b>9,87%</b>    | 417 <b>10,26%</b>   | 416 <b>10,24%</b>   | 484 <b>11,91%</b>   | 457 <b>11,23%</b>   | 433 <b>10,65%</b>   |



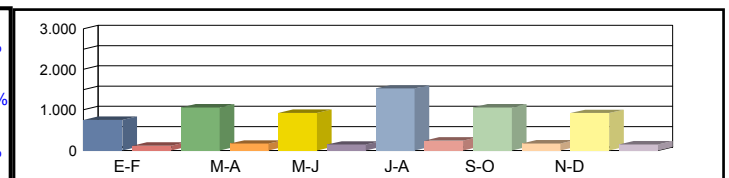
|               |         |                     |                     |                   |                   |                     |                     |                     |
|---------------|---------|---------------------|---------------------|-------------------|-------------------|---------------------|---------------------|---------------------|
| Media Sábados | 00h-24h | 1.013 <b>13,31%</b> | 1.080 <b>14,18%</b> | 973 <b>12,78%</b> | 986 <b>12,95%</b> | 1.093 <b>14,35%</b> | 1.123 <b>14,75%</b> | 1.045 <b>13,72%</b> |
|               | 06h-22h | 930 <b>11,57%</b>   | 970 <b>12,07%</b>   | 895 <b>11,13%</b> | 909 <b>11,31%</b> | 1.003 <b>12,48%</b> | 1.026 <b>12,76%</b> | 956 <b>11,89%</b>   |
|               | 08h-14h | 408 <b>10,03%</b>   | 406 <b>9,98%</b>    | 371 <b>9,13%</b>  | 369 <b>9,07%</b>  | 441 <b>10,86%</b>   | 431 <b>10,61%</b>   | 404 <b>9,95%</b>    |



|                 |         |                  |                     |                   |                     |                   |                   |                   |
|-----------------|---------|------------------|---------------------|-------------------|---------------------|-------------------|-------------------|-------------------|
| Media Laborales | 00h-24h | 720 <b>9,45%</b> | 1.018 <b>13,37%</b> | 907 <b>11,91%</b> | 1.476 <b>19,38%</b> | 995 <b>13,07%</b> | 868 <b>11,40%</b> | 997 <b>13,10%</b> |
|                 | 06h-22h | 664 <b>8,27%</b> | 950 <b>11,82%</b>   | 814 <b>10,12%</b> | 1.300 <b>16,18%</b> | 901 <b>11,21%</b> | 796 <b>9,90%</b>  | 904 <b>11,25%</b> |
|                 | 08h-14h | 249 <b>6,12%</b> | 373 <b>9,18%</b>    | 312 <b>7,68%</b>  | 550 <b>13,52%</b>   | 355 <b>8,73%</b>  | 307 <b>7,56%</b>  | 358 <b>8,80%</b>  |



|              |         |                   |                     |                   |                     |                     |                   |                            |
|--------------|---------|-------------------|---------------------|-------------------|---------------------|---------------------|-------------------|----------------------------|
| Media Diaria | 00h-24h | 751 <b>13,64%</b> | 1.058 <b>13,57%</b> | 927 <b>13,35%</b> | 1.526 <b>13,51%</b> | 1.059 <b>13,91%</b> | 921 <b>13,86%</b> | <b>1.040</b> <b>13,64%</b> |
|              | 06h-22h | 696 <b>11,76%</b> | 988 <b>11,65%</b>   | 838 <b>11,54%</b> | 1.354 <b>11,67%</b> | 965 <b>12,01%</b>   | 848 <b>11,95%</b> | <b>948</b> <b>11,76%</b>   |
|              | 08h-14h | 261 <b>9,15%</b>  | 388 <b>9,07%</b>    | 322 <b>9,01%</b>  | 567 <b>9,00%</b>    | 386 <b>9,49%</b>    | 329 <b>9,36%</b>  | <b>376</b> <b>9,18%</b>    |



|              |   |  |  |  |  |  |  |  |
|--------------|---|--|--|--|--|--|--|--|
| Coeficientes | N |  |  |  |  |  |  |  |
|              | L |  |  |  |  |  |  |  |
| Coeficiente  | S |  |  |  |  |  |  |  |

Los datos en color negro corresponden al total de vehículos y los datos en color azul corresponden a vehículos pesados (en %)



Castilla-La Mancha

Consejería de Fomento

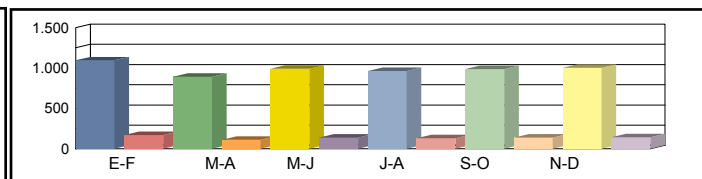
**Estación:** AB-45  
**Carretera:** CM-3217 p.k. 28,00 **Provincia:** ALBACETE  
**Ubicación:** Ferez- Limite provincia Murcia (Tarazona)  
**Año:** 2024  
**Tipo:** COBERTURA

Dirección General de Carreteras

|  | Ene-Feb | Mar-Abr | May-Jun | Jul-Ago | Sep-Oct | Nov-Dic | IMD |
|--|---------|---------|---------|---------|---------|---------|-----|
|--|---------|---------|---------|---------|---------|---------|-----|

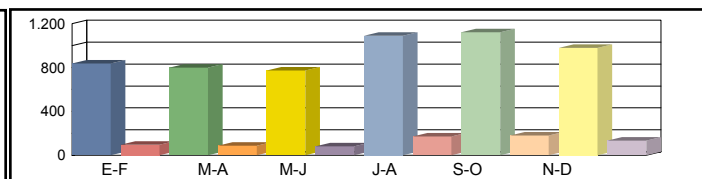
Media 00h-24h  
 Domingos 06h-22h  
 08h-14h

|       |        |     |        |     |        |     |        |     |        |       |        |     |        |
|-------|--------|-----|--------|-----|--------|-----|--------|-----|--------|-------|--------|-----|--------|
| 1.096 | 13,59% | 894 | 11,08% | 992 | 12,30% | 963 | 11,94% | 989 | 12,26% | 1.004 | 12,45% | 990 | 12,27% |
| 966   | 11,61% | 729 | 8,76%  | 847 | 10,18% | 806 | 9,68%  | 867 | 10,42% | 880   | 10,57% | 849 | 10,20% |
| 177   | 6,54%  | 272 | 10,05% | 220 | 8,11%  | 303 | 11,18% | 279 | 10,32% | 228   | 8,42%  | 246 | 9,10%  |



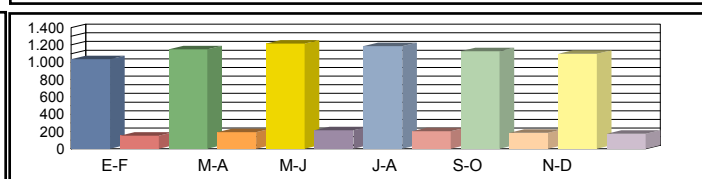
Media 00h-24h  
 Sábados 06h-22h  
 08h-14h

|     |        |     |       |     |       |       |        |       |        |     |        |     |        |
|-----|--------|-----|-------|-----|-------|-------|--------|-------|--------|-----|--------|-----|--------|
| 837 | 10,38% | 798 | 9,89% | 773 | 9,58% | 1.091 | 13,53% | 1.122 | 13,91% | 978 | 12,12% | 933 | 11,57% |
| 716 | 8,60%  | 688 | 8,27% | 670 | 8,05% | 951   | 11,43% | 974   | 11,70% | 839 | 10,08% | 806 | 9,69%  |
| 311 | 11,49% | 254 | 9,39% | 268 | 9,89% | 397   | 14,67% | 397   | 14,67% | 350 | 12,90% | 330 | 12,17% |



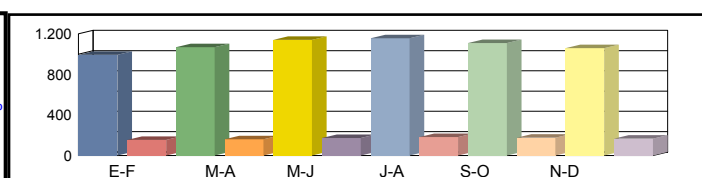
Media 00h-24h  
 Laborales 06h-22h  
 08h-14h

|       |        |       |        |       |        |       |        |       |        |       |        |       |        |
|-------|--------|-------|--------|-------|--------|-------|--------|-------|--------|-------|--------|-------|--------|
| 1.035 | 12,83% | 1.151 | 14,27% | 1.215 | 15,06% | 1.188 | 14,72% | 1.129 | 13,99% | 1.098 | 13,61% | 1.136 | 14,08% |
| 905   | 10,87% | 981   | 11,78% | 1.061 | 12,75% | 1.039 | 12,48% | 987   | 11,85% | 970   | 11,64% | 990   | 11,89% |
| 356   | 13,14% | 390   | 14,41% | 404   | 14,93% | 417   | 15,41% | 386   | 14,25% | 381   | 14,06% | 389   | 14,37% |



Media 00h-24h  
 Diaria 06h-22h  
 08h-14h

|     |        |       |        |       |        |       |        |       |        |       |        |              |        |
|-----|--------|-------|--------|-------|--------|-------|--------|-------|--------|-------|--------|--------------|--------|
| 993 | 13,42% | 1.068 | 12,99% | 1.139 | 13,12% | 1.157 | 13,63% | 1.108 | 13,73% | 1.060 | 13,51% | <b>1.088</b> | 13,40% |
| 867 | 11,35% | 902   | 10,90% | 991   | 11,07% | 1.006 | 11,48% | 968   | 11,63% | 934   | 11,42% | <b>945</b>   | 11,31% |
| 319 | 12,75% | 355   | 12,96% | 361   | 12,75% | 406   | 13,87% | 372   | 13,75% | 354   | 13,22% | <b>361</b>   | 13,22% |



Coeficientes N  
 L  
 Coeficiente S

|  |  |  |  |  |  |  |  |  |  |  |  |  |  |
|--|--|--|--|--|--|--|--|--|--|--|--|--|--|
|  |  |  |  |  |  |  |  |  |  |  |  |  |  |
|  |  |  |  |  |  |  |  |  |  |  |  |  |  |

Los datos en color negro corresponden al total de vehículos y los datos en color azul corresponden a vehículos pesados (en %)



Castilla-La Mancha

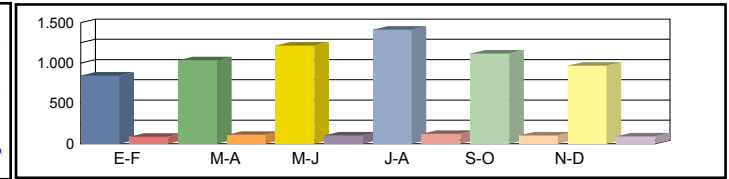
Consejería de Fomento

**Estación:** AB-46  
**Carretera:** CM-313 p.k. 139,30 **Provincia:** ALBACETE  
**Ubicación:** Nava de Abajo - Hellín  
**Año:** 2024  
**Tipo:** PERMANENTE

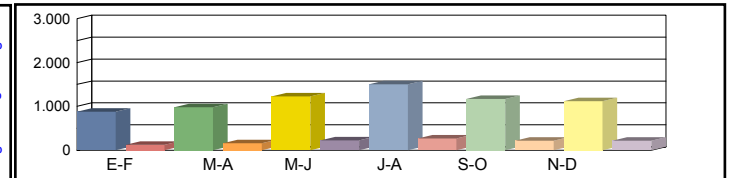
Dirección General de Carreteras

|  | Ene-Feb | Mar-Abr | May-Jun | Jul-Ago | Sep-Oct | Nov-Dic | IMD |
|--|---------|---------|---------|---------|---------|---------|-----|
|--|---------|---------|---------|---------|---------|---------|-----|

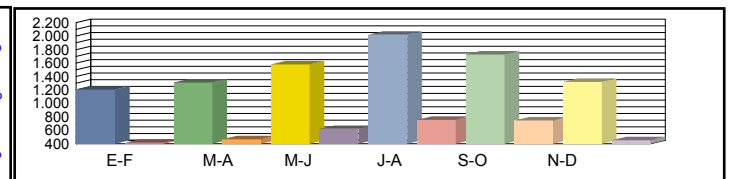
|          |         |           |             |             |             |             |           |             |
|----------|---------|-----------|-------------|-------------|-------------|-------------|-----------|-------------|
| Media    | 00h-24h | 844 9,48% | 1.035 9,86% | 1.218 7,88% | 1.413 8,14% | 1.117 8,50% | 968 8,78% | 1.099 8,77% |
| Domingos | 06h-22h | 808 9,41% | 991 9,69%   | 1.138 7,56% | 1.303 7,83% | 1.032 8,24% | 922 8,79% | 1.032 8,58% |
|          | 08h-14h | 310 8,06% | 371 7,28%   | 449 6,68%   | 523 5,74%   | 392 6,89%   | 355 7,89% | 400 7,09%   |



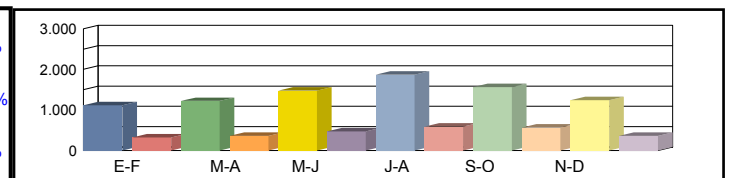
|         |         |            |            |              |              |              |              |              |
|---------|---------|------------|------------|--------------|--------------|--------------|--------------|--------------|
| Media   | 00h-24h | 877 12,20% | 981 13,97% | 1.231 15,43% | 1.501 15,06% | 1.168 15,92% | 1.120 16,16% | 1.146 14,79% |
| Sábados | 06h-22h | 822 11,44% | 886 12,64% | 1.044 13,70% | 1.229 13,18% | 991 14,43%   | 1.055 16,02% | 1.004 13,57% |
|         | 08h-14h | 395 13,92% | 433 15,70% | 517 16,05%   | 639 14,40%   | 484 16,12%   | 495 18,79%   | 494 15,83%   |



|           |         |              |              |              |              |              |              |              |
|-----------|---------|--------------|--------------|--------------|--------------|--------------|--------------|--------------|
| Media     | 00h-24h | 1.206 25,62% | 1.309 26,36% | 1.579 28,25% | 2.019 27,24% | 1.727 30,17% | 1.322 25,64% | 1.527 27,21% |
| Laborales | 06h-22h | 1.158 24,70% | 1.199 25,77% | 1.348 27,60% | 1.665 26,73% | 1.456 29,88% | 1.270 25,12% | 1.349 26,63% |
|           | 08h-14h | 480 30,00%   | 495 31,11%   | 566 32,51%   | 764 29,06%   | 633 34,76%   | 538 27,70%   | 579 30,85%   |



|        |         |              |              |              |              |              |              |              |
|--------|---------|--------------|--------------|--------------|--------------|--------------|--------------|--------------|
| Media  | 00h-24h | 1.111 22,50% | 1.220 22,87% | 1.475 24,20% | 1.866 23,95% | 1.563 26,49% | 1.240 22,42% | 1.412 23,74% |
| Diaria | 06h-22h | 1.066 21,76% | 1.121 22,12% | 1.272 23,27% | 1.556 23,14% | 1.332 25,90% | 1.186 22,01% | 1.256 23,03% |
|        | 08h-14h | 445 26,07%   | 468 26,28%   | 542 27,12%   | 714 24,93%   | 578 29,93%   | 504 24,40%   | 542 26,46%   |



|              |   |         |         |         |         |         |         |         |
|--------------|---|---------|---------|---------|---------|---------|---------|---------|
| Coeficientes | N | 1,04145 | 1,09174 | 1,17136 | 1,21261 | 1,18613 | 1,04094 |         |
|              | L | 1,26617 | 1,16654 | 0,96707 | 0,75632 | 0,88419 | 1,15507 |         |
| Coeficiente  | S |         |         |         |         |         |         | 0,92431 |

Los datos en color negro corresponden al total de vehículos y los datos en color azul corresponden a vehículos pesados (en %)



Castilla-La Mancha

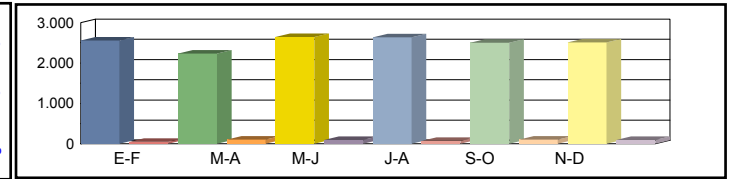
Consejería de Fomento

**Estación:** AB-47  
**Carretera:** CM-412 p.k. 257,30 **Provincia:** ALBACETE  
**Ubicación:** Cobatillas - Isso  
**Año:** 2024  
**Tipo:** PRIMARIA

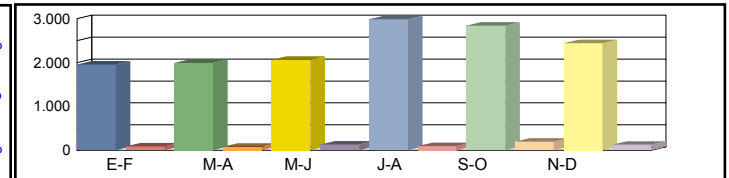
Dirección General de Carreteras

|  | Ene-Feb | Mar-Abr | May-Jun | Jul-Ago | Sep-Oct | Nov-Dic | IMD |
|--|---------|---------|---------|---------|---------|---------|-----|
|--|---------|---------|---------|---------|---------|---------|-----|

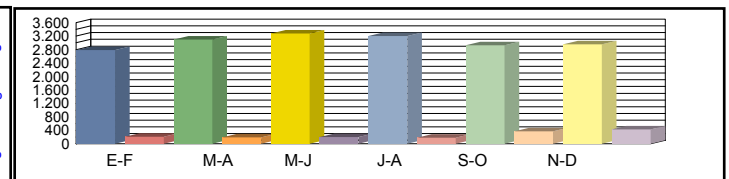
|                |         |             |             |             |             |             |             |             |
|----------------|---------|-------------|-------------|-------------|-------------|-------------|-------------|-------------|
| Media Domingos | 00h-24h | 2.562 2,03% | 2.232 4,44% | 2.646 3,51% | 2.637 2,65% | 2.502 3,96% | 2.509 3,67% | 2.515 3,38% |
|                | 06h-22h | 2.447 1,27% | 1.905 3,94% | 2.439 2,79% | 2.378 2,31% | 2.418 4,01% | 2.403 3,33% | 2.332 2,94% |
|                | 08h-14h | 466 2,58%   | 799 4,88%   | 656 3,05%   | 1.033 1,84% | 829 4,10%   | 669 4,78%   | 742 3,54%   |



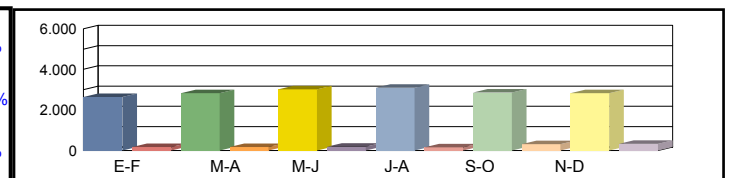
|               |         |             |             |             |             |             |             |             |
|---------------|---------|-------------|-------------|-------------|-------------|-------------|-------------|-------------|
| Media Sábados | 00h-24h | 1.956 4,40% | 1.993 3,86% | 2.061 5,87% | 2.987 3,11% | 2.839 6,45% | 2.444 4,95% | 2.380 4,77% |
|               | 06h-22h | 1.812 3,81% | 1.798 2,67% | 1.929 5,50% | 2.807 2,67% | 2.717 6,18% | 2.292 4,76% | 2.226 4,26% |
|               | 08h-14h | 819 2,08%   | 747 2,68%   | 800 6,38%   | 1.356 1,55% | 1.179 8,48% | 1.025 6,83% | 988 4,66%   |



|                 |         |             |             |             |             |              |              |             |
|-----------------|---------|-------------|-------------|-------------|-------------|--------------|--------------|-------------|
| Media Laborales | 00h-24h | 2.790 6,99% | 3.103 5,74% | 3.275 5,89% | 3.202 5,47% | 2.932 11,36% | 2.960 12,57% | 3.044 8,00% |
|                 | 06h-22h | 2.647 6,35% | 2.868 5,26% | 3.104 5,41% | 3.039 5,23% | 2.827 11,43% | 2.836 12,62% | 2.887 7,72% |
|                 | 08h-14h | 1.165 6,70% | 1.277 5,01% | 1.323 6,05% | 1.366 4,32% | 1.201 13,32% | 1.246 14,29% | 1.263 8,28% |



|              |         |             |             |             |             |              |              |                    |
|--------------|---------|-------------|-------------|-------------|-------------|--------------|--------------|--------------------|
| Media Diaria | 00h-24h | 2.638 6,03% | 2.820 5,39% | 3.011 5,58% | 3.090 4,79% | 2.857 9,73%  | 2.821 10,49% | <b>2.873</b> 7,00% |
|              | 06h-22h | 2.499 5,36% | 2.578 4,89% | 2.841 5,10% | 2.912 4,53% | 2.752 9,74%  | 2.696 10,46% | <b>2.713</b> 6,68% |
|              | 08h-14h | 1.016 5,91% | 1.133 4,77% | 1.153 5,81% | 1.317 3,64% | 1.145 11,70% | 1.132 12,54% | <b>1.149</b> 7,40% |



|              |   |         |         |         |         |         |         |         |
|--------------|---|---------|---------|---------|---------|---------|---------|---------|
| Coeficientes | N | 1,05402 | 1,08194 | 1,05509 | 1,05364 | 1,03714 | 1,04372 |         |
|              | L | 1,09104 | 0,98099 | 0,92947 | 0,95066 | 1,03820 | 1,02838 |         |
| Coeficiente  | S |         |         |         |         |         |         | 0,94401 |

Los datos en color negro corresponden al total de vehículos y los datos en color azul corresponden a vehículos pesados (en %)





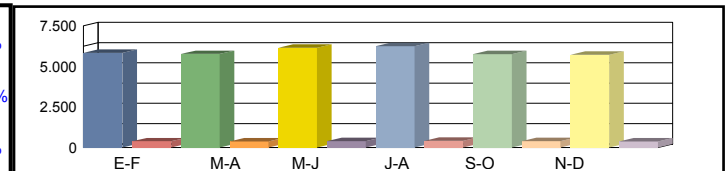
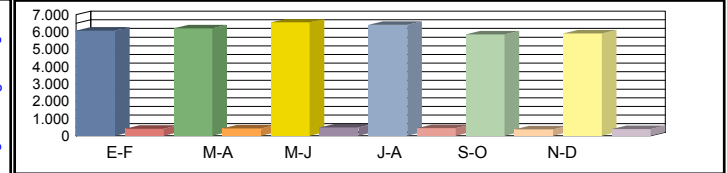
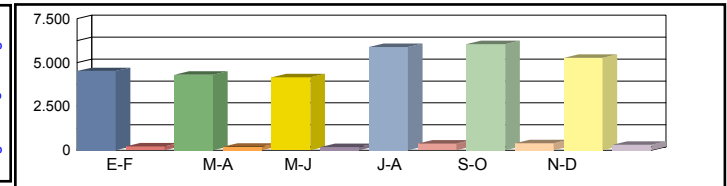
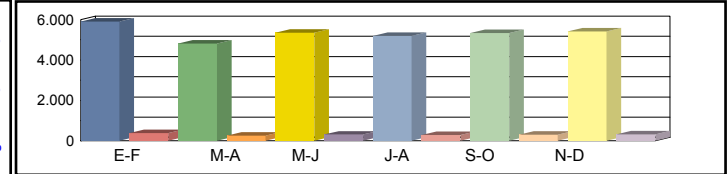
Castilla-La Mancha

Consejería de Fomento

Estación: AB-47a  
 Carretera: CM-412a p.k. 268,00 Provincia: ALBACETE  
 Ubicación: Isso - Hellín  
 Año: 2024  
 Tipo: COBERTURA

Dirección General de Carreteras

|  | Ene-Feb | Mar-Abr | May-Jun | Jul-Ago | Sep-Oct | Nov-Dic | IMD |
|--|---------|---------|---------|---------|---------|---------|-----|
|--|---------|---------|---------|---------|---------|---------|-----|



|              |   |  |  |  |  |  |  |
|--------------|---|--|--|--|--|--|--|
| Coeficientes | N |  |  |  |  |  |  |
|              | L |  |  |  |  |  |  |
| Coeficiente  | S |  |  |  |  |  |  |

Los datos en color negro corresponden al total de vehículos y los datos en color azul corresponden a vehículos pesados (en %)



Castilla-La Mancha

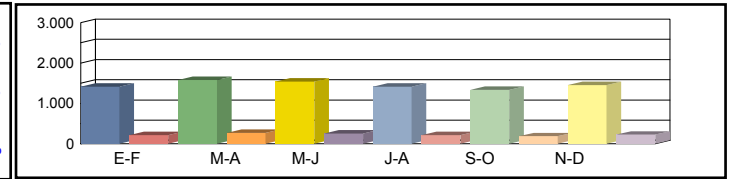
Consejería de Fomento

**Estación:** AB-47b  
**Carretera:** CM-412 p.k. 271,50 **Provincia:** ALBACETE  
**Ubicación:** Isso - Enlace CM-313 (Hellin)  
**Año:** 2024  
**Tipo:** COBERTURA

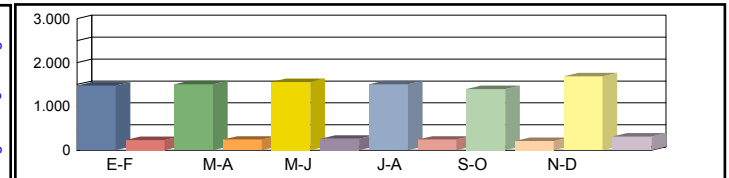
Dirección General de Carreteras

| Ene-Feb | Mar-Abr | May-Jun | Jul-Ago | Sep-Oct | Nov-Dic | IMD |
|---------|---------|---------|---------|---------|---------|-----|
|---------|---------|---------|---------|---------|---------|-----|

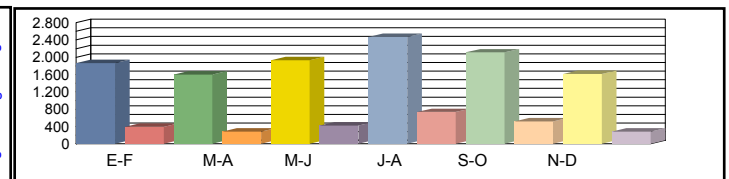
|                  |              |              |              |              |              |              |              |
|------------------|--------------|--------------|--------------|--------------|--------------|--------------|--------------|
| Media 00h-24h    | 1.418 13,18% | 1.584 14,72% | 1.542 14,33% | 1.414 13,14% | 1.334 12,40% | 1.457 13,55% | 1.458 13,55% |
| Domingos 06h-22h | 1.322 12,73% | 1.542 14,85% | 1.560 15,03% | 1.460 14,07% | 1.351 13,02% | 1.356 13,06% | 1.432 13,79% |
| 08h-14h          | 550 13,05%   | 626 14,85%   | 654 15,52%   | 579 13,72%   | 536 12,71%   | 556 13,20%   | 584 13,84%   |



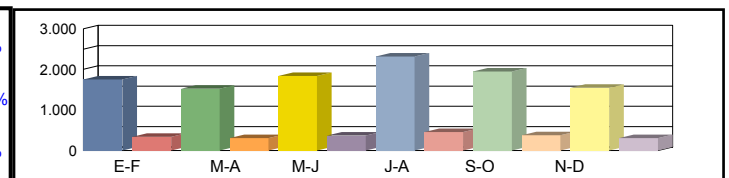
|                 |              |              |              |              |              |              |              |
|-----------------|--------------|--------------|--------------|--------------|--------------|--------------|--------------|
| Media 00h-24h   | 1.474 13,70% | 1.501 13,95% | 1.558 14,48% | 1.502 13,96% | 1.395 12,97% | 1.686 15,67% | 1.519 14,12% |
| Sábados 06h-22h | 1.345 12,95% | 1.378 13,28% | 1.431 13,79% | 1.377 13,27% | 1.298 12,50% | 1.551 14,94% | 1.397 13,46% |
| 08h-14h         | 701 16,63%   | 731 17,33%   | 754 17,87%   | 707 16,77%   | 662 15,69%   | 776 18,40%   | 722 17,11%   |



|                   |              |              |              |              |              |              |              |
|-------------------|--------------|--------------|--------------|--------------|--------------|--------------|--------------|
| Media 00h-24h     | 1.867 17,35% | 1.600 14,88% | 1.931 17,95% | 2.469 22,95% | 2.112 19,63% | 1.616 15,02% | 1.932 17,96% |
| Laborales 06h-22h | 1.744 16,80% | 1.550 14,93% | 1.743 16,79% | 2.153 20,74% | 1.882 18,13% | 1.642 15,82% | 1.786 17,20% |
| 08h-14h           | 790 18,73%   | 675 16,02%   | 772 18,31%   | 1.042 24,72% | 864 20,48%   | 734 17,41%   | 813 19,28%   |



|                |              |              |              |              |              |              |              |
|----------------|--------------|--------------|--------------|--------------|--------------|--------------|--------------|
| Media 00h-24h  | 1.747 16,24% | 1.521 16,49% | 1.837 16,51% | 2.314 16,27% | 1.950 16,02% | 1.543 16,57% | 1.819 16,35% |
| Diaria 06h-22h | 1.627 15,67% | 1.478 16,02% | 1.672 16,12% | 2.038 15,91% | 1.753 15,65% | 1.564 16,00% | 1.689 15,89% |
| 08h-14h        | 743 17,62%   | 648 17,98%   | 748 18,15%   | 987 17,74%   | 804 17,44%   | 701 17,90%   | 772 17,80%   |



|                |  |  |  |  |  |  |  |
|----------------|--|--|--|--|--|--|--|
| Coeficientes N |  |  |  |  |  |  |  |
| L              |  |  |  |  |  |  |  |
| Coeficiente S  |  |  |  |  |  |  |  |

Los datos en color negro corresponden al total de vehículos y los datos en color azul corresponden a vehículos pesados (en %)



Castilla-La Mancha

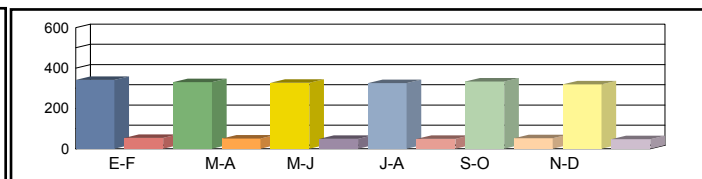
Consejería de Fomento

**Estación:** AB-50  
**Carretera:** CM-3126 p.k. 2,00 **Provincia:** ALBACETE  
**Ubicación:** Enlace A-43 - Int. CM-3123  
**Año:** 2024  
**Tipo:** COBERTURA

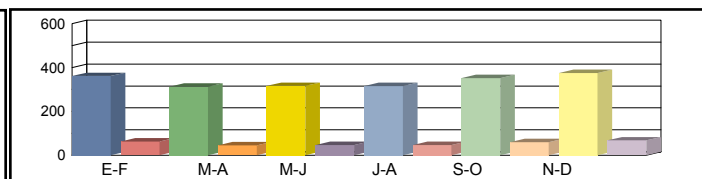
Dirección General de Carreteras

|  | Ene-Feb | Mar-Abr | May-Jun | Jul-Ago | Sep-Oct | Nov-Dic | IMD |
|--|---------|---------|---------|---------|---------|---------|-----|
|--|---------|---------|---------|---------|---------|---------|-----|

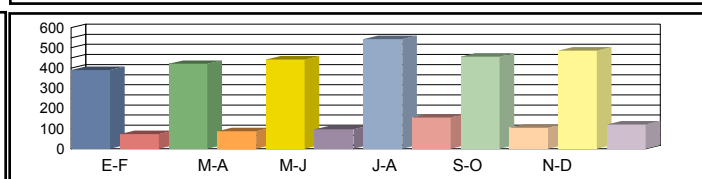
|                |         |            |            |            |            |            |            |            |
|----------------|---------|------------|------------|------------|------------|------------|------------|------------|
| Media Domingos | 00h-24h | 341 13,89% | 330 13,45% | 327 13,32% | 326 13,25% | 334 13,60% | 320 13,04% | 330 13,42% |
|                | 06h-22h | 246 11,45% | 255 11,86% | 248 11,53% | 238 11,08% | 254 11,84% | 238 11,06% | 246 11,47% |
|                | 08h-14h | 50 12,04%  | 63 15,17%  | 57 13,80%  | 57 13,74%  | 65 15,52%  | 66 15,77%  | 60 14,34%  |



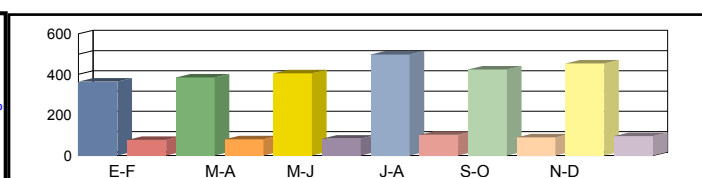
|               |         |            |            |            |            |            |            |            |
|---------------|---------|------------|------------|------------|------------|------------|------------|------------|
| Media Sábados | 00h-24h | 361 14,71% | 312 12,71% | 316 12,85% | 315 12,83% | 352 14,34% | 375 15,25% | 338 13,78% |
|               | 06h-22h | 282 13,11% | 243 11,30% | 242 11,26% | 240 11,18% | 277 12,88% | 267 12,42% | 258 12,03% |
|               | 08h-14h | 76 18,21%  | 76 18,35%  | 76 18,27%  | 71 16,98%  | 84 20,29%  | 87 20,93%  | 78 18,84%  |



|                 |         |            |            |            |            |            |            |            |
|-----------------|---------|------------|------------|------------|------------|------------|------------|------------|
| Media Laborales | 00h-24h | 390 15,88% | 421 17,12% | 443 18,03% | 544 22,16% | 457 18,60% | 487 19,83% | 457 18,60% |
|                 | 06h-22h | 304 14,14% | 341 15,87% | 362 16,87% | 418 19,46% | 362 16,85% | 382 17,78% | 362 16,83% |
|                 | 08h-14h | 90 21,73%  | 94 22,66%  | 100 24,07% | 122 29,36% | 102 24,51% | 104 25,05% | 102 24,56% |



|              |         |            |            |            |            |            |            |            |
|--------------|---------|------------|------------|------------|------------|------------|------------|------------|
| Media Diaria | 00h-24h | 364 17,37% | 385 17,02% | 405 17,02% | 498 17,01% | 424 17,28% | 454 17,33% | 422 17,17% |
|              | 06h-22h | 280 15,54% | 311 15,35% | 329 15,29% | 377 15,22% | 334 15,57% | 349 15,39% | 330 15,39% |
|              | 08h-14h | 80 21,83%  | 86 22,30%  | 90 22,09%  | 109 21,90% | 94 22,62%  | 97 22,75%  | 93 22,25%  |



|              |   |  |  |  |  |  |  |
|--------------|---|--|--|--|--|--|--|
| Coeficientes | N |  |  |  |  |  |  |
|              | L |  |  |  |  |  |  |
| Coeficiente  | S |  |  |  |  |  |  |

Los datos en color negro corresponden al total de vehículos y los datos en color azul corresponden a vehículos pesados (en %)



Castilla-La Mancha

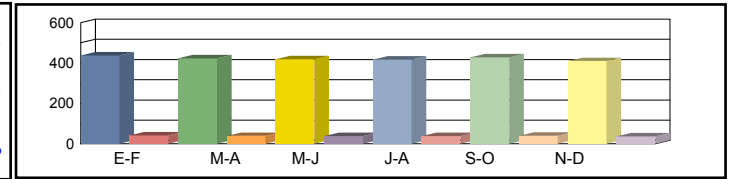
Consejería de Fomento

Estación: AB-52  
 Carretera: CM-3123 p.k. 7,00 Provincia: ALBACETE  
 Ubicación: Villarrobledo - Int. CM-3126  
 Año: 2024  
 Tipo: COBERTURA

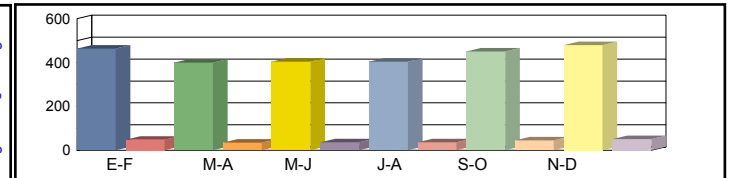
Dirección General de Carreteras

|  | Ene-Feb | Mar-Abr | May-Jun | Jul-Ago | Sep-Oct | Nov-Dic | IMD |
|--|---------|---------|---------|---------|---------|---------|-----|
|--|---------|---------|---------|---------|---------|---------|-----|

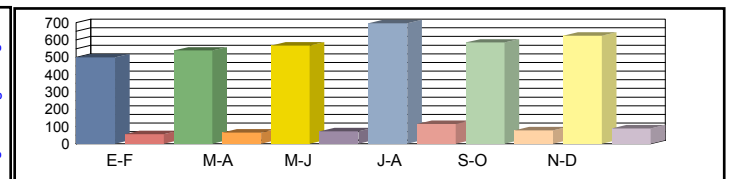
|          |         |           |           |           |           |           |           |           |
|----------|---------|-----------|-----------|-----------|-----------|-----------|-----------|-----------|
| Media    | 00h-24h | 437 8,81% | 423 8,53% | 419 8,45% | 417 8,40% | 428 8,62% | 410 8,27% | 422 8,51% |
| Domingos | 06h-22h | 363 7,89% | 376 8,17% | 365 7,95% | 351 7,64% | 375 8,16% | 351 7,62% | 364 7,90% |
|          | 08h-14h | 173 4,87% | 218 6,14% | 199 5,58% | 198 5,56% | 224 6,28% | 227 6,38% | 206 5,80% |



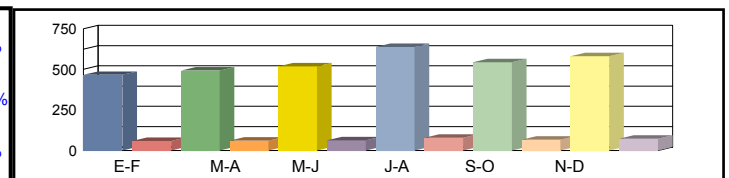
|         |         |           |           |           |           |           |           |           |
|---------|---------|-----------|-----------|-----------|-----------|-----------|-----------|-----------|
| Media   | 00h-24h | 463 9,33% | 400 8,06% | 404 8,15% | 404 8,14% | 451 9,09% | 480 9,67% | 434 8,74% |
| Sábados | 06h-22h | 415 9,03% | 358 7,79% | 357 7,76% | 354 7,71% | 408 8,88% | 394 8,56% | 381 8,29% |
|         | 08h-14h | 262 7,36% | 264 7,42% | 263 7,39% | 245 6,87% | 292 8,21% | 301 8,47% | 271 7,62% |



|           |         |            |            |            |            |            |            |            |
|-----------|---------|------------|------------|------------|------------|------------|------------|------------|
| Media     | 00h-24h | 499 10,07% | 539 10,86% | 567 11,43% | 697 14,05% | 585 11,79% | 624 12,57% | 585 11,80% |
| Laborales | 06h-22h | 448 9,74%  | 503 10,93% | 535 11,62% | 617 13,41% | 534 11,61% | 564 12,25% | 534 11,59% |
|           | 08h-14h | 313 8,79%  | 326 9,17%  | 347 9,74%  | 423 11,88% | 353 9,92%  | 361 10,14% | 354 9,94%  |



|        |         |            |            |            |            |            |            |            |
|--------|---------|------------|------------|------------|------------|------------|------------|------------|
| Media  | 00h-24h | 466 11,02% | 493 10,79% | 519 10,80% | 638 10,79% | 543 10,96% | 581 10,99% | 540 10,89% |
| Diaria | 06h-22h | 413 10,71% | 458 10,57% | 486 10,54% | 557 10,48% | 493 10,73% | 515 10,60% | 487 10,61% |
|        | 08h-14h | 279 8,83%  | 297 9,02%  | 313 8,94%  | 378 8,86%  | 326 9,15%  | 335 9,20%  | 321 9,00%  |



|              |   |  |  |  |  |  |  |  |
|--------------|---|--|--|--|--|--|--|--|
| Coeficientes | N |  |  |  |  |  |  |  |
|              | L |  |  |  |  |  |  |  |
| Coeficiente  | S |  |  |  |  |  |  |  |

Los datos en color negro corresponden al total de vehículos y los datos en color azul corresponden a vehículos pesados (en %)



Castilla-La Mancha

Consejería de Fomento

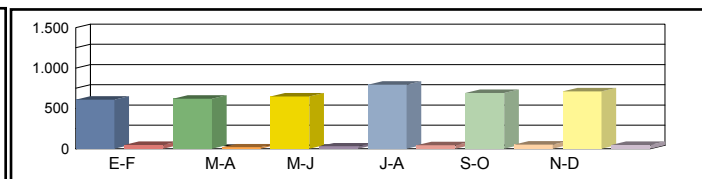
**Estación:** AB-53  
**Carretera:** CM-3119 p.k. 9,75 **Provincia:** ALBACETE  
**Ubicación:** Villarrobledo - Int. CM-3151 ( Villarrobledo )  
**Año:** 2024  
**Tipo:** PRIMARIA

Dirección General de Carreteras

|  | Ene-Feb | Mar-Abr | May-Jun | Jul-Ago | Sep-Oct | Nov-Dic | IMD |
|--|---------|---------|---------|---------|---------|---------|-----|
|--|---------|---------|---------|---------|---------|---------|-----|

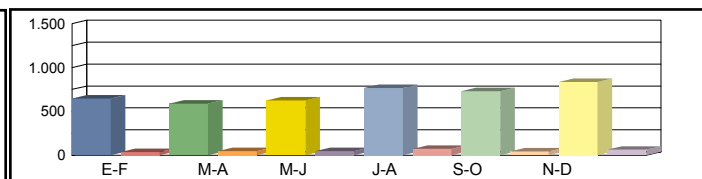
Media 00h-24h  
Domingos 06h-22h  
08h-14h

|     |       |     |       |     |       |     |       |     |       |     |       |     |       |
|-----|-------|-----|-------|-----|-------|-----|-------|-----|-------|-----|-------|-----|-------|
| 610 | 7,54% | 621 | 3,06% | 648 | 4,63% | 793 | 5,42% | 693 | 7,07% | 713 | 6,31% | 680 | 5,67% |
| 502 | 5,78% | 575 | 2,43% | 592 | 3,89% | 653 | 4,44% | 624 | 5,45% | 602 | 5,32% | 591 | 4,55% |
| 170 | 4,12% | 229 | 1,75% | 219 | 4,57% | 263 | 7,22% | 254 | 3,94% | 269 | 2,97% | 234 | 4,09% |



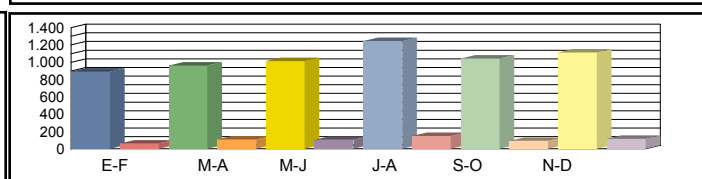
Media 00h-24h  
Sábados 06h-22h  
08h-14h

|     |       |     |       |     |       |     |       |     |       |     |       |     |       |
|-----|-------|-----|-------|-----|-------|-----|-------|-----|-------|-----|-------|-----|-------|
| 646 | 5,11% | 587 | 7,50% | 625 | 7,04% | 768 | 8,72% | 731 | 5,75% | 834 | 7,07% | 698 | 6,86% |
| 575 | 4,17% | 548 | 6,02% | 578 | 4,84% | 659 | 7,28% | 679 | 3,98% | 676 | 6,07% | 619 | 5,39% |
| 257 | 3,11% | 277 | 5,05% | 290 | 4,48% | 325 | 4,92% | 332 | 3,01% | 357 | 7,56% | 306 | 4,69% |



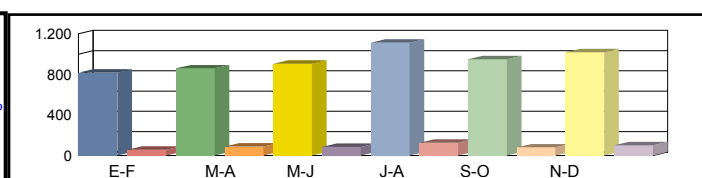
Media 00h-24h  
Laborales 06h-22h  
08h-14h

|     |       |     |        |       |       |       |        |       |       |       |       |       |       |
|-----|-------|-----|--------|-------|-------|-------|--------|-------|-------|-------|-------|-------|-------|
| 892 | 6,50% | 962 | 10,08% | 1.013 | 9,28% | 1.245 | 10,68% | 1.043 | 8,05% | 1.114 | 9,43% | 1.045 | 9,00% |
| 819 | 5,25% | 919 | 9,58%  | 977   | 8,60% | 1.127 | 9,76%  | 983   | 7,02% | 1.030 | 8,45% | 976   | 8,11% |
| 399 | 5,26% | 416 | 9,38%  | 442   | 8,37% | 539   | 9,28%  | 445   | 5,39% | 460   | 7,17% | 450   | 7,48% |



Media 00h-24h  
Diaria 06h-22h  
08h-14h

|     |       |     |       |     |       |       |       |     |       |       |       |            |       |
|-----|-------|-----|-------|-----|-------|-------|-------|-----|-------|-------|-------|------------|-------|
| 817 | 6,49% | 859 | 9,08% | 905 | 8,51% | 1.113 | 9,97% | 948 | 7,70% | 1.017 | 8,85% | <b>943</b> | 8,43% |
| 739 | 5,14% | 817 | 8,57% | 865 | 7,75% | 993   | 9,06% | 888 | 6,53% | 917   | 7,85% | <b>870</b> | 7,48% |
| 346 | 4,91% | 370 | 8,38% | 389 | 7,71% | 469   | 8,74% | 401 | 4,99% | 418   | 6,94% | <b>399</b> | 6,95% |



Coeficientes N  
L  
Coeficiente S

|         |         |         |         |         |         |         |
|---------|---------|---------|---------|---------|---------|---------|
| 1,08913 | 1,04679 | 1,03685 | 1,10470 | 1,06104 | 1,08155 |         |
| 1,17152 | 1,08628 | 1,03159 | 0,83936 | 1,00192 | 0,93806 |         |
|         |         |         |         |         |         | 0,90267 |

Los datos en color negro corresponden al total de vehículos y los datos en color azul corresponden a vehículos pesados (en %)



Castilla-La Mancha

Consejería de Fomento

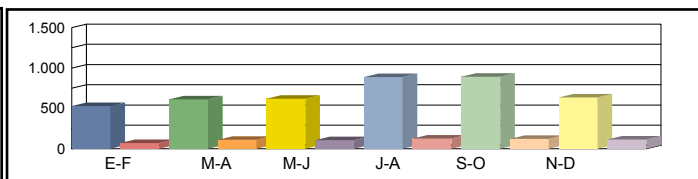
**Estación:** AB-54  
**Carretera:** CM-313 p.k. 22,06 **Provincia:** ALBACETE  
**Ubicación:** Límite Provincia con Ciudad Real - Int. CM-3123  
**Año:** 2024  
**Tipo:** PRIMARIA

Dirección General de Carreteras

|  | Ene-Feb | Mar-Abr | May-Jun | Jul-Ago | Sep-Oct | Nov-Dic | IMD |
|--|---------|---------|---------|---------|---------|---------|-----|
|--|---------|---------|---------|---------|---------|---------|-----|

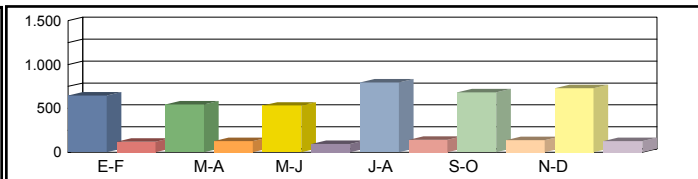
Media 00h-24h  
 Domingos 06h-22h  
 08h-14h

|     |        |     |        |     |        |     |        |     |        |     |        |     |        |
|-----|--------|-----|--------|-----|--------|-----|--------|-----|--------|-----|--------|-----|--------|
| 529 | 12,29% | 614 | 15,64% | 621 | 14,65% | 889 | 12,71% | 894 | 12,19% | 635 | 15,28% | 697 | 13,79% |
| 425 | 11,06% | 562 | 15,48% | 572 | 14,16% | 760 | 10,53% | 802 | 10,60% | 544 | 14,89% | 611 | 12,79% |
| 95  | 9,47%  | 183 | 26,23% | 170 | 26,47% | 258 | 6,98%  | 196 | 15,82% | 189 | 13,23% | 182 | 16,37% |



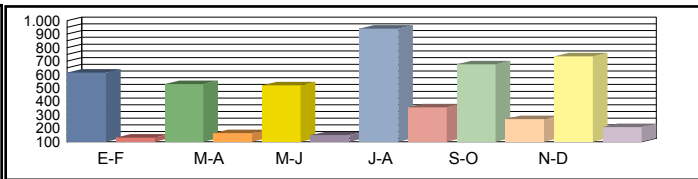
Media 00h-24h  
 Sábados 06h-22h  
 08h-14h

|     |        |     |        |     |        |     |        |     |        |     |        |     |        |
|-----|--------|-----|--------|-----|--------|-----|--------|-----|--------|-----|--------|-----|--------|
| 645 | 15,50% | 544 | 18,93% | 532 | 14,85% | 796 | 15,08% | 682 | 16,72% | 730 | 14,93% | 655 | 16,00% |
| 485 | 15,67% | 447 | 19,91% | 424 | 15,57% | 638 | 16,46% | 556 | 17,45% | 676 | 14,05% | 538 | 16,52% |
| 217 | 15,21% | 193 | 16,06% | 169 | 10,06% | 199 | 30,15% | 227 | 21,15% | 302 | 15,89% | 218 | 18,09% |



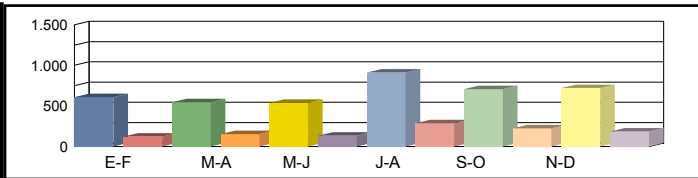
Media 00h-24h  
 Laborales 06h-22h  
 08h-14h

|     |        |     |        |     |        |     |        |     |        |     |        |     |        |
|-----|--------|-----|--------|-----|--------|-----|--------|-----|--------|-----|--------|-----|--------|
| 614 | 17,59% | 529 | 23,63% | 520 | 22,31% | 941 | 27,52% | 675 | 28,44% | 735 | 22,18% | 669 | 23,61% |
| 530 | 15,66% | 453 | 23,40% | 445 | 21,80% | 799 | 27,78% | 572 | 29,37% | 632 | 22,31% | 572 | 23,39% |
| 218 | 13,30% | 184 | 21,74% | 178 | 20,22% | 315 | 30,16% | 208 | 31,73% | 246 | 22,36% | 225 | 23,25% |



Media 00h-24h  
 Diaria 06h-22h  
 08h-14h

|     |        |     |        |     |        |     |        |     |        |     |        |            |        |
|-----|--------|-----|--------|-----|--------|-----|--------|-----|--------|-----|--------|------------|--------|
| 607 | 16,64% | 544 | 21,69% | 536 | 19,96% | 912 | 23,90% | 707 | 23,90% | 720 | 20,28% | <b>671</b> | 21,06% |
| 509 | 15,13% | 468 | 21,58% | 460 | 19,57% | 771 | 23,99% | 603 | 24,21% | 626 | 20,13% | <b>573</b> | 20,77% |
| 201 | 13,43% | 185 | 21,62% | 175 | 19,43% | 290 | 27,24% | 209 | 27,75% | 246 | 20,33% | <b>218</b> | 21,63% |



Coeficientes N  
 L  
 Coeficiente S

|                |         |         |         |         |         |
|----------------|---------|---------|---------|---------|---------|
| 1,15849        | 1,16777 | 1,16854 | 1,17772 | 1,18007 | 1,16297 |
| 1,08958        | 1,26465 | 1,28654 | 0,71095 | 0,99111 | 0,91020 |
| <b>1,00299</b> |         |         |         |         |         |

Los datos en color negro corresponden al total de vehículos y los datos en color azul corresponden a vehículos pesados (en %)



**Castilla-La Mancha**

Consejería de Fomento

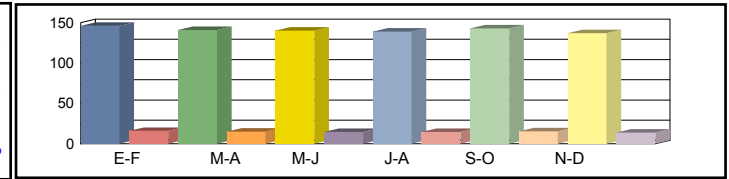
**Estación:** AB-55  
**Carretera:** CM-3126 p.k. 16,00 **Provincia:** ALBACETE  
**Ubicación:** Int. CM-3123 - Sotuélamos  
**Año:** 2024  
**Tipo:** COBERTURA

**Dirección General de Carreteras**

| Ene-Feb | Mar-Abr | May-Jun | Jul-Ago | Sep-Oct | Nov-Dic | IMD |
|---------|---------|---------|---------|---------|---------|-----|
|---------|---------|---------|---------|---------|---------|-----|

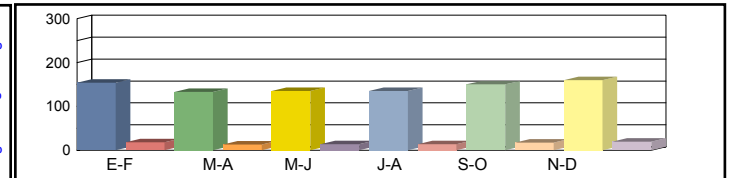
Media 00h-24h  
 Domingos 06h-22h  
 08h-14h

|     |        |     |        |     |        |     |        |     |        |     |        |     |        |
|-----|--------|-----|--------|-----|--------|-----|--------|-----|--------|-----|--------|-----|--------|
| 146 | 9,96%  | 141 | 9,64%  | 140 | 9,55%  | 139 | 9,50%  | 143 | 9,75%  | 137 | 9,35%  | 141 | 9,62%  |
| 99  | 11,17% | 103 | 11,57% | 100 | 11,25% | 96  | 10,81% | 103 | 11,55% | 96  | 10,79% | 100 | 11,19% |
| 33  | 5,13%  | 41  | 6,47%  | 38  | 5,88%  | 38  | 5,86%  | 42  | 6,62%  | 43  | 6,72%  | 39  | 6,11%  |



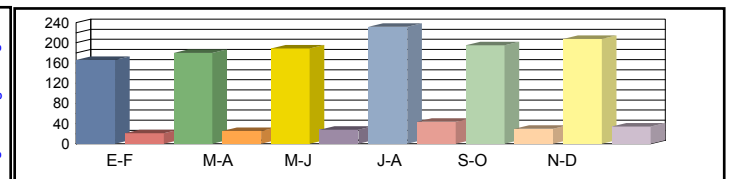
Media 00h-24h  
 Sábados 06h-22h  
 08h-14h

|     |        |     |        |     |        |     |        |     |        |     |        |     |        |
|-----|--------|-----|--------|-----|--------|-----|--------|-----|--------|-----|--------|-----|--------|
| 154 | 10,54% | 133 | 9,11%  | 135 | 9,21%  | 135 | 9,20%  | 150 | 10,28% | 160 | 10,93% | 144 | 9,88%  |
| 114 | 12,79% | 98  | 11,03% | 98  | 10,98% | 97  | 10,91% | 112 | 12,57% | 108 | 12,12% | 104 | 11,73% |
| 50  | 7,76%  | 50  | 7,82%  | 50  | 7,79%  | 46  | 7,24%  | 55  | 8,65%  | 57  | 8,92%  | 51  | 8,03%  |



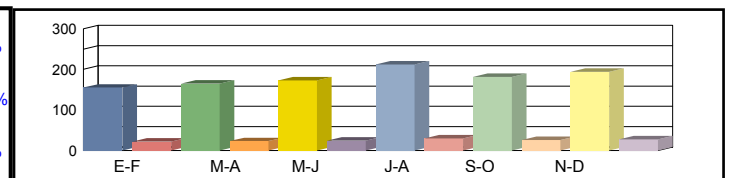
Media 00h-24h  
 Laborales 06h-22h  
 08h-14h

|     |        |     |        |     |        |     |        |     |        |     |        |     |        |
|-----|--------|-----|--------|-----|--------|-----|--------|-----|--------|-----|--------|-----|--------|
| 166 | 11,38% | 180 | 12,27% | 189 | 12,93% | 232 | 15,89% | 195 | 13,33% | 208 | 14,21% | 195 | 13,34% |
| 123 | 13,79% | 137 | 15,48% | 146 | 16,46% | 169 | 18,98% | 146 | 16,44% | 154 | 17,35% | 146 | 16,42% |
| 59  | 9,26%  | 62  | 9,66%  | 66  | 10,26% | 80  | 12,51% | 67  | 10,45% | 68  | 10,68% | 67  | 10,47% |



Media 00h-24h  
 Diaria 06h-22h  
 08h-14h

|     |        |     |        |     |        |     |        |     |        |     |        |            |        |
|-----|--------|-----|--------|-----|--------|-----|--------|-----|--------|-----|--------|------------|--------|
| 155 | 12,45% | 165 | 12,20% | 173 | 12,20% | 212 | 12,20% | 181 | 12,38% | 194 | 12,42% | <b>180</b> | 12,31% |
| 113 | 15,16% | 125 | 14,97% | 132 | 14,92% | 153 | 14,84% | 135 | 15,19% | 141 | 15,01% | <b>133</b> | 15,02% |
| 53  | 9,30%  | 56  | 9,50%  | 59  | 9,42%  | 71  | 9,33%  | 62  | 9,64%  | 63  | 9,70%  | <b>61</b>  | 9,48%  |



Coeficientes N  
 L  
 Coeficiente S

|  |  |  |  |  |  |  |  |  |  |  |  |  |
|--|--|--|--|--|--|--|--|--|--|--|--|--|
|  |  |  |  |  |  |  |  |  |  |  |  |  |
|  |  |  |  |  |  |  |  |  |  |  |  |  |

Los datos en color negro corresponden al total de vehículos y los datos en color azul corresponden a vehículos pesados (en %)



Castilla-La Mancha

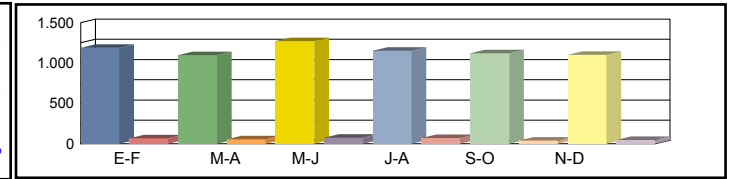
Consejería de Fomento

**Estación:** AB-58  
**Carretera:** CM-3133 p.k. 3,00 **Provincia:** ALBACETE  
**Ubicación:** Munera - El Bonillo  
**Año:** 2024  
**Tipo:** PRIMARIA

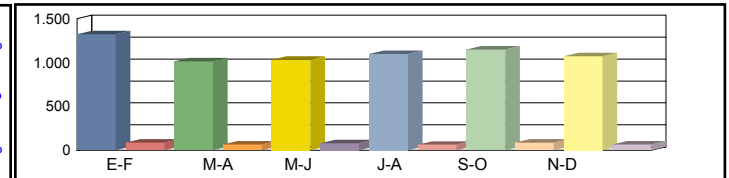
Dirección General de Carreteras

| Ene-Feb | Mar-Abr | May-Jun | Jul-Ago | Sep-Oct | Nov-Dic | IMD |
|---------|---------|---------|---------|---------|---------|-----|
|---------|---------|---------|---------|---------|---------|-----|

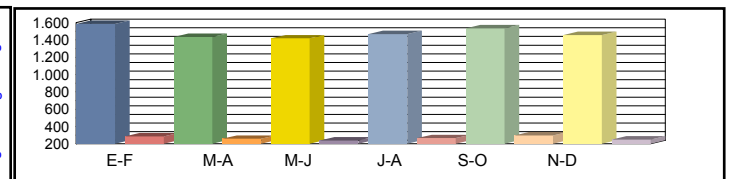
|          |         |             |             |             |             |             |             |             |
|----------|---------|-------------|-------------|-------------|-------------|-------------|-------------|-------------|
| Media    | 00h-24h | 1.189 5,38% | 1.097 5,01% | 1.272 5,74% | 1.154 5,98% | 1.123 3,47% | 1.103 4,35% | 1.156 4,99% |
| Domingos | 06h-22h | 1.095 4,29% | 1.009 4,36% | 1.154 4,51% | 1.038 4,72% | 1.039 2,02% | 1.019 4,22% | 1.059 4,02% |
|          | 08h-14h | 417 3,60%   | 325 4,62%   | 415 4,82%   | 397 5,79%   | 445 0,90%   | 380 5,00%   | 396 4,12%   |



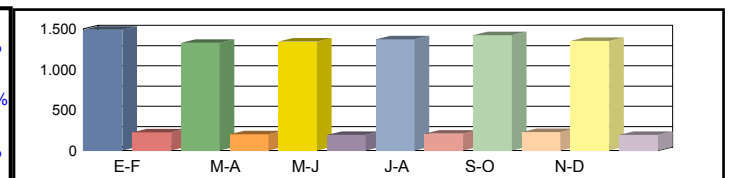
|         |         |             |             |             |             |             |             |             |
|---------|---------|-------------|-------------|-------------|-------------|-------------|-------------|-------------|
| Media   | 00h-24h | 1.321 6,21% | 1.015 5,91% | 1.030 7,09% | 1.096 5,47% | 1.149 7,14% | 1.070 5,70% | 1.114 6,25% |
| Sábados | 06h-22h | 1.209 4,05% | 933 4,72%   | 955 6,07%   | 1.009 4,56% | 1.036 6,18% | 1.000 5,50% | 1.024 5,18% |
|         | 08h-14h | 597 5,19%   | 366 5,46%   | 421 6,18%   | 479 2,92%   | 505 7,72%   | 469 7,25%   | 473 5,79%   |



|           |         |              |              |              |              |              |              |              |
|-----------|---------|--------------|--------------|--------------|--------------|--------------|--------------|--------------|
| Media     | 00h-24h | 1.584 15,28% | 1.434 15,27% | 1.418 14,46% | 1.467 15,34% | 1.535 16,22% | 1.457 14,55% | 1.482 15,19% |
| Laborales | 06h-22h | 1.492 14,81% | 1.351 14,51% | 1.335 13,71% | 1.376 14,61% | 1.460 16,30% | 1.394 14,35% | 1.401 14,71% |
|           | 08h-14h | 591 18,27%   | 525 19,43%   | 542 18,08%   | 532 18,98%   | 593 19,22%   | 551 19,06%   | 556 18,84%   |



|        |         |              |              |              |              |              |              |                     |
|--------|---------|--------------|--------------|--------------|--------------|--------------|--------------|---------------------|
| Media  | 00h-24h | 1.490 13,02% | 1.326 13,05% | 1.342 12,44% | 1.369 13,08% | 1.421 13,72% | 1.351 12,36% | <b>1.383 12,95%</b> |
| Diaria | 06h-22h | 1.395 12,33% | 1.243 12,31% | 1.254 11,64% | 1.275 12,31% | 1.339 13,59% | 1.284 12,23% | <b>1.298 12,40%</b> |
|        | 08h-14h | 566 14,66%   | 474 16,46%   | 507 15,19%   | 505 15,45%   | 558 15,59%   | 515 16,12%   | <b>521 15,58%</b>   |



|              |   |         |         |         |         |         |         |         |
|--------------|---|---------|---------|---------|---------|---------|---------|---------|
| Coeficientes | N | 1,06166 | 1,06144 | 1,06217 | 1,06613 | 1,05137 | 1,04519 |         |
|              | L | 0,93561 | 1,03347 | 1,04513 | 1,01022 | 0,96547 | 1,01716 |         |
| Coeficiente  | S |         |         |         |         |         |         | 0,93310 |

Los datos en color negro corresponden al total de vehículos y los datos en color azul corresponden a vehículos pesados (en %)





Castilla-La Mancha

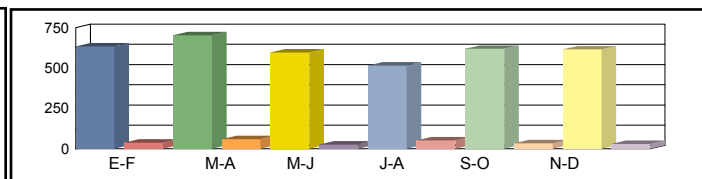
Consejería de Fomento

**Estación:** AB-59  
**Carretera:** CM-3135 p.k. 2,99 **Provincia:** ALBACETE  
**Ubicación:** La Roda - Barrax  
**Año:** 2024  
**Tipo:** PRIMARIA

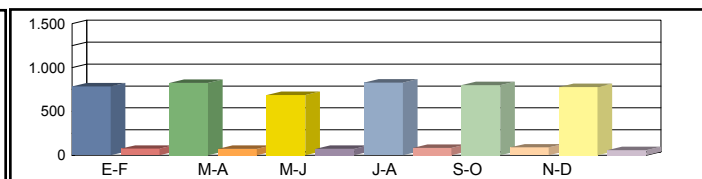
Dirección General de Carreteras

|  | Ene-Feb | Mar-Abr | May-Jun | Jul-Ago | Sep-Oct | Nov-Dic | IMD |
|--|---------|---------|---------|---------|---------|---------|-----|
|--|---------|---------|---------|---------|---------|---------|-----|

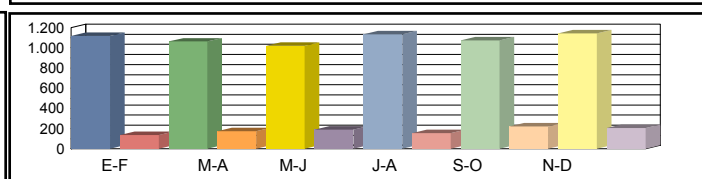
|                |         |                  |                  |                  |                  |                  |                  |                  |
|----------------|---------|------------------|------------------|------------------|------------------|------------------|------------------|------------------|
| Media Domingos | 00h-24h | 634 <b>5,68%</b> | 702 <b>7,83%</b> | 596 <b>4,36%</b> | 516 <b>9,30%</b> | 619 <b>5,17%</b> | 615 <b>4,72%</b> | 614 <b>6,18%</b> |
|                | 06h-22h | 561 <b>3,74%</b> | 616 <b>4,71%</b> | 531 <b>3,95%</b> | 441 <b>8,16%</b> | 533 <b>4,32%</b> | 541 <b>3,88%</b> | 537 <b>4,79%</b> |
|                | 08h-14h | 242 <b>4,13%</b> | 310 <b>3,23%</b> | 153 <b>2,61%</b> | 166 <b>7,83%</b> | 161 <b>3,73%</b> | 212 <b>2,83%</b> | 207 <b>4,06%</b> |



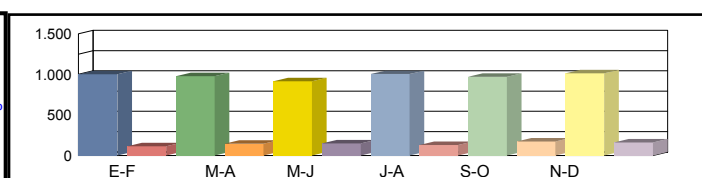
|               |         |                  |                  |                  |                   |                   |                  |                  |
|---------------|---------|------------------|------------------|------------------|-------------------|-------------------|------------------|------------------|
| Media Sábados | 00h-24h | 783 <b>8,68%</b> | 823 <b>8,14%</b> | 688 <b>9,45%</b> | 829 <b>9,05%</b>  | 800 <b>10,00%</b> | 776 <b>7,09%</b> | 783 <b>8,73%</b> |
|               | 06h-22h | 670 <b>7,01%</b> | 764 <b>6,81%</b> | 618 <b>8,41%</b> | 758 <b>9,10%</b>  | 689 <b>8,13%</b>  | 708 <b>6,21%</b> | 701 <b>7,61%</b> |
|               | 08h-14h | 285 <b>9,47%</b> | 350 <b>4,86%</b> | 221 <b>9,05%</b> | 301 <b>10,63%</b> | 330 <b>10,91%</b> | 337 <b>5,64%</b> | 304 <b>8,43%</b> |



|                 |         |                     |                     |                     |                     |                     |                     |                     |
|-----------------|---------|---------------------|---------------------|---------------------|---------------------|---------------------|---------------------|---------------------|
| Media Laborales | 00h-24h | 1.119 <b>10,90%</b> | 1.063 <b>14,21%</b> | 1.020 <b>15,69%</b> | 1.135 <b>12,07%</b> | 1.074 <b>17,04%</b> | 1.142 <b>15,32%</b> | 1.092 <b>14,20%</b> |
|                 | 06h-22h | 1.032 <b>9,88%</b>  | 991 <b>13,22%</b>   | 957 <b>15,57%</b>   | 1.071 <b>11,20%</b> | 1.004 <b>16,83%</b> | 1.071 <b>15,03%</b> | 1.021 <b>13,62%</b> |
|                 | 08h-14h | 423 <b>11,58%</b>   | 363 <b>16,25%</b>   | 393 <b>19,08%</b>   | 497 <b>11,27%</b>   | 376 <b>21,54%</b>   | 404 <b>20,54%</b>   | 409 <b>16,71%</b>   |



|              |         |                     |                   |                   |                     |                   |                     |                          |
|--------------|---------|---------------------|-------------------|-------------------|---------------------|-------------------|---------------------|--------------------------|
| Media Diaria | 00h-24h | 1.002 <b>10,18%</b> | 978 <b>12,88%</b> | 913 <b>14,02%</b> | 1.003 <b>11,47%</b> | 970 <b>15,15%</b> | 1.014 <b>13,51%</b> | <b>980</b> <b>12,87%</b> |
|              | 06h-22h | 913 <b>9,09%</b>    | 905 <b>11,60%</b> | 848 <b>13,80%</b> | 937 <b>10,78%</b>   | 892 <b>14,80%</b> | 944 <b>13,24%</b>   | <b>906</b> <b>12,22%</b> |
|              | 08h-14h | 377 <b>10,61%</b>   | 354 <b>12,99%</b> | 334 <b>17,07%</b> | 421 <b>10,93%</b>   | 339 <b>18,88%</b> | 367 <b>17,17%</b>   | <b>365</b> <b>14,61%</b> |



|              |   |         |         |         |         |         |         |         |
|--------------|---|---------|---------|---------|---------|---------|---------|---------|
| Coeficientes | N | 1,08430 | 1,07265 | 1,06583 | 1,05976 | 1,06972 | 1,06629 |         |
|              | L | 0,97587 | 1,02728 | 1,07059 | 0,96211 | 1,01676 | 0,95622 |         |
| Coeficiente  | S |         |         |         |         |         |         | 0,89704 |

Los datos en color negro corresponden al total de vehículos y los datos en color azul corresponden a vehículos pesados (en %)



**Castilla-La Mancha**

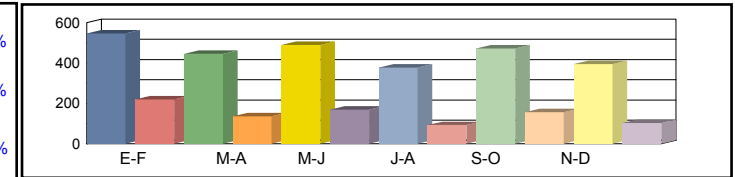
Consejería de Fomento

**Estación:** AB-6  
**Carretera:** CM-3216 p.k. 7,50 **Provincia:** ALBACETE  
**Ubicación:** Int. N-322 (Alcaraz) - Vianos  
**Año:** 2024  
**Tipo:** COBERTURA

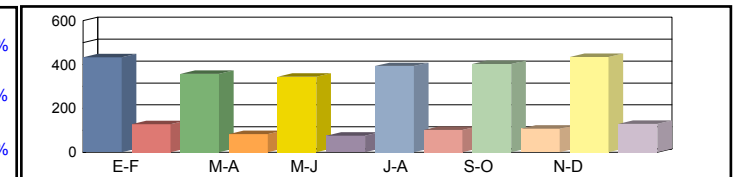
**Dirección General de Carreteras**

| Ene-Feb | Mar-Abr | May-Jun | Jul-Ago | Sep-Oct | Nov-Dic | IMD |
|---------|---------|---------|---------|---------|---------|-----|
|---------|---------|---------|---------|---------|---------|-----|

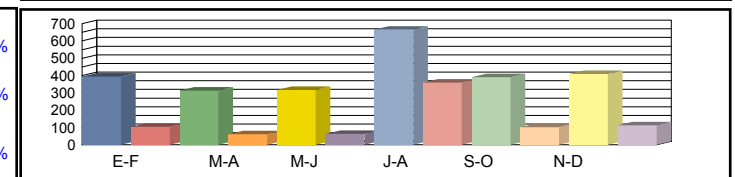
|                |         |                   |                   |                   |                   |                   |                   |                   |
|----------------|---------|-------------------|-------------------|-------------------|-------------------|-------------------|-------------------|-------------------|
| Media Domingos | 00h-24h | 546 <b>28,70%</b> | 445 <b>23,40%</b> | 490 <b>25,76%</b> | 377 <b>19,79%</b> | 473 <b>24,84%</b> | 395 <b>20,76%</b> | 454 <b>23,87%</b> |
|                | 06h-22h | 475 <b>24,48%</b> | 400 <b>20,59%</b> | 439 <b>22,61%</b> | 325 <b>16,75%</b> | 429 <b>22,10%</b> | 351 <b>18,06%</b> | 403 <b>20,77%</b> |
|                | 08h-14h | 242 <b>20,13%</b> | 160 <b>13,26%</b> | 193 <b>16,04%</b> | 167 <b>13,85%</b> | 176 <b>14,59%</b> | 157 <b>13,08%</b> | 182 <b>15,16%</b> |



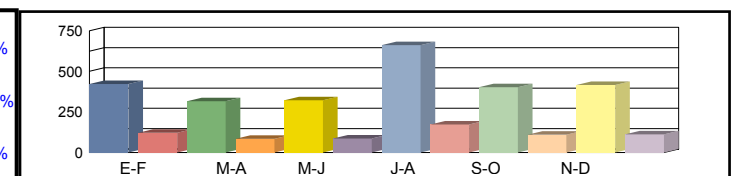
|               |         |                   |                   |                   |                   |                   |                   |                   |
|---------------|---------|-------------------|-------------------|-------------------|-------------------|-------------------|-------------------|-------------------|
| Media Sábados | 00h-24h | 433 <b>22,77%</b> | 357 <b>18,74%</b> | 344 <b>18,06%</b> | 393 <b>20,66%</b> | 402 <b>21,13%</b> | 435 <b>22,88%</b> | 394 <b>20,71%</b> |
|               | 06h-22h | 368 <b>18,96%</b> | 299 <b>15,40%</b> | 287 <b>14,77%</b> | 342 <b>17,61%</b> | 350 <b>18,02%</b> | 385 <b>19,80%</b> | 338 <b>17,43%</b> |
|               | 08h-14h | 158 <b>13,15%</b> | 122 <b>10,16%</b> | 115 <b>9,53%</b>  | 150 <b>12,45%</b> | 165 <b>13,72%</b> | 196 <b>16,30%</b> | 151 <b>12,55%</b> |



|                 |         |                   |                   |                   |                   |                   |                   |                   |
|-----------------|---------|-------------------|-------------------|-------------------|-------------------|-------------------|-------------------|-------------------|
| Media Laborales | 00h-24h | 395 <b>20,76%</b> | 314 <b>16,49%</b> | 317 <b>16,65%</b> | 666 <b>35,03%</b> | 391 <b>20,54%</b> | 410 <b>21,53%</b> | 416 <b>21,83%</b> |
|                 | 06h-22h | 347 <b>17,87%</b> | 275 <b>14,17%</b> | 281 <b>14,45%</b> | 597 <b>30,74%</b> | 342 <b>17,61%</b> | 356 <b>18,35%</b> | 366 <b>18,87%</b> |
|                 | 08h-14h | 159 <b>13,21%</b> | 133 <b>11,01%</b> | 136 <b>11,33%</b> | 278 <b>23,06%</b> | 156 <b>12,97%</b> | 145 <b>12,05%</b> | 168 <b>13,94%</b> |



|              |         |                   |                   |                   |                   |                   |                   |                   |
|--------------|---------|-------------------|-------------------|-------------------|-------------------|-------------------|-------------------|-------------------|
| Media Diaria | 00h-24h | 422 <b>22,18%</b> | 315 <b>20,85%</b> | 322 <b>21,09%</b> | 661 <b>20,61%</b> | 403 <b>21,40%</b> | 416 <b>21,06%</b> | <b>423 21,20%</b> |
|              | 06h-22h | 368 <b>18,97%</b> | 276 <b>17,90%</b> | 285 <b>18,10%</b> | 590 <b>17,67%</b> | 354 <b>18,49%</b> | 362 <b>18,17%</b> | <b>372 18,22%</b> |
|              | 08h-14h | 171 <b>14,19%</b> | 129 <b>12,78%</b> | 135 <b>13,09%</b> | 278 <b>13,19%</b> | 159 <b>13,48%</b> | 150 <b>13,63%</b> | <b>170 13,39%</b> |



|              |   |  |  |  |  |  |  |  |
|--------------|---|--|--|--|--|--|--|--|
| Coeficientes | N |  |  |  |  |  |  |  |
|              | L |  |  |  |  |  |  |  |
| Coeficiente  | S |  |  |  |  |  |  |  |

Los datos en color negro corresponden al total de vehículos y los datos en color azul corresponden a vehículos pesados (en %)



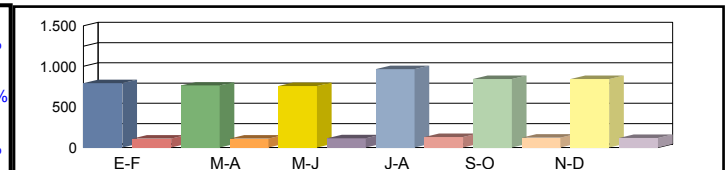
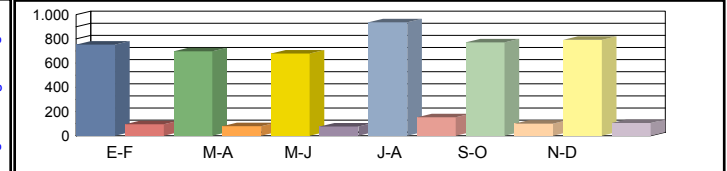
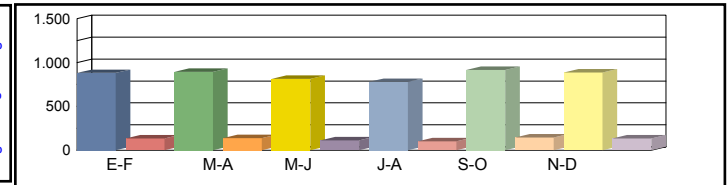
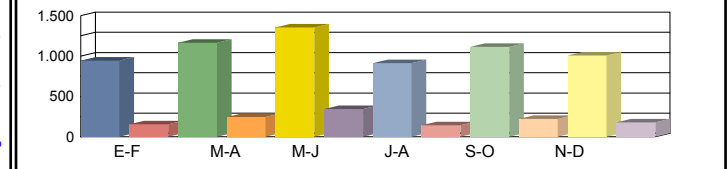
Castilla-La Mancha

Consejería de Fomento

**Estación:** AB-60  
**Carretera:** CM-3135 p.k. 20,00 **Provincia:** ALBACETE  
**Ubicación:** Barrax - Int. AB-601  
**Año:** 2024  
**Tipo:** COBERTURA

Dirección General de Carreteras

|  | Ene-Feb | Mar-Abr | May-Jun | Jul-Ago | Sep-Oct | Nov-Dic | IMD |
|--|---------|---------|---------|---------|---------|---------|-----|
|--|---------|---------|---------|---------|---------|---------|-----|



|          |         |     |        |
|----------|---------|-----|--------|
| Media    | 00h-24h | 945 | 14,11% |
| Domingos | 06h-22h | 888 | 12,97% |
|          | 08h-14h | 274 | 0,49%  |

|         |         |     |        |
|---------|---------|-----|--------|
| Media   | 00h-24h | 881 | 13,16% |
| Sábados | 06h-22h | 813 | 11,86% |
|         | 08h-14h | 351 | 0,62%  |

|           |         |     |        |
|-----------|---------|-----|--------|
| Media     | 00h-24h | 752 | 11,22% |
| Laborales | 06h-22h | 681 | 9,95%  |
|           | 08h-14h | 210 | 0,37%  |

|        |         |     |        |
|--------|---------|-----|--------|
| Media  | 00h-24h | 791 | 12,13% |
| Diaria | 06h-22h | 719 | 10,97% |
|        | 08h-14h | 229 | 0,46%  |

|              |   |  |  |  |  |  |  |
|--------------|---|--|--|--|--|--|--|
| Coeficientes | N |  |  |  |  |  |  |
|              | L |  |  |  |  |  |  |
| Coeficiente  | S |  |  |  |  |  |  |

Los datos en color negro corresponden al total de vehículos y los datos en color azul corresponden a vehículos pesados (en %)



Castilla-La Mancha

Consejería de Fomento

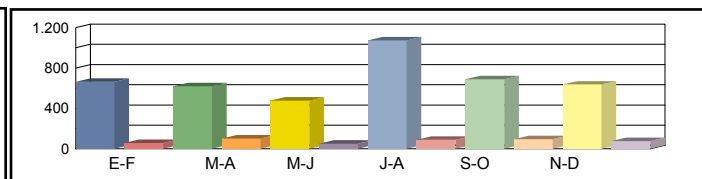
**Estación:** AB-62  
**Carretera:** CM-313 p.k. 67,61 **Provincia:** ALBACETE  
**Ubicación:** Lezuza - Tiriez  
**Año:** 2024  
**Tipo:** PRIMARIA

Dirección General de Carreteras

|  | Ene-Feb | Mar-Abr | May-Jun | Jul-Ago | Sep-Oct | Nov-Dic | IMD |
|--|---------|---------|---------|---------|---------|---------|-----|
|--|---------|---------|---------|---------|---------|---------|-----|

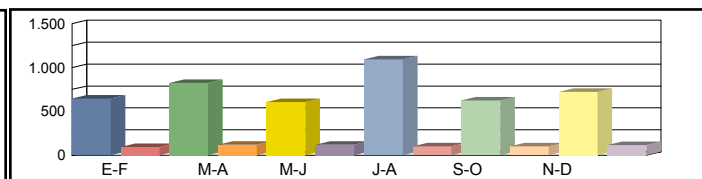
Media 00h-24h  
 Domingos 06h-22h  
 08h-14h

|     |       |     |        |     |        |       |       |     |        |     |        |     |        |
|-----|-------|-----|--------|-----|--------|-------|-------|-----|--------|-----|--------|-----|--------|
| 663 | 7,99% | 619 | 14,05% | 478 | 10,04% | 1.075 | 7,63% | 689 | 12,34% | 637 | 10,68% | 694 | 10,46% |
| 590 | 4,75% | 532 | 12,22% | 422 | 6,16%  | 920   | 7,17% | 611 | 11,78% | 546 | 10,07% | 604 | 8,69%  |
| 203 | 4,43% | 241 | 10,37% | 150 | 2,00%  | 410   | 9,02% | 246 | 9,35%  | 207 | 13,04% | 243 | 8,04%  |



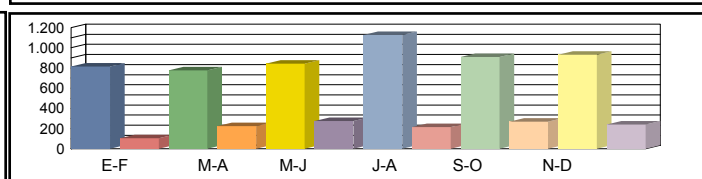
Media 00h-24h  
 Sábados 06h-22h  
 08h-14h

|     |        |     |        |     |        |       |        |     |        |     |        |     |        |
|-----|--------|-----|--------|-----|--------|-------|--------|-----|--------|-----|--------|-----|--------|
| 648 | 12,65% | 825 | 12,73% | 608 | 16,45% | 1.093 | 8,51%  | 626 | 13,90% | 724 | 13,67% | 754 | 12,98% |
| 570 | 12,28% | 712 | 12,78% | 537 | 14,53% | 896   | 9,38%  | 584 | 12,16% | 645 | 13,02% | 657 | 12,36% |
| 269 | 6,69%  | 383 | 13,84% | 227 | 16,74% | 389   | 12,85% | 320 | 11,56% | 305 | 22,62% | 316 | 14,05% |



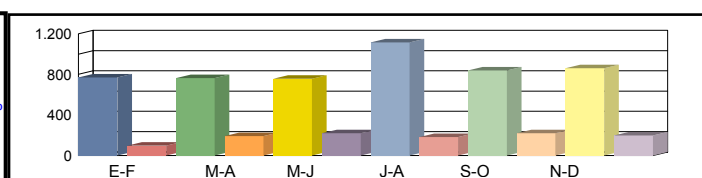
Media 00h-24h  
 Laborales 06h-22h  
 08h-14h

|     |        |     |        |     |        |       |        |     |        |     |        |     |        |
|-----|--------|-----|--------|-----|--------|-------|--------|-----|--------|-----|--------|-----|--------|
| 816 | 11,52% | 777 | 22,39% | 843 | 24,67% | 1.129 | 16,12% | 911 | 22,83% | 933 | 20,58% | 902 | 19,69% |
| 724 | 10,64% | 693 | 22,51% | 774 | 24,42% | 1.000 | 16,10% | 861 | 22,07% | 850 | 19,65% | 817 | 19,23% |
| 326 | 10,43% | 305 | 21,31% | 352 | 25,00% | 412   | 17,23% | 389 | 23,14% | 344 | 18,60% | 355 | 19,29% |



Media 00h-24h  
 Diaria 06h-22h  
 08h-14h

|     |        |     |        |     |        |       |        |     |        |     |        |            |        |
|-----|--------|-----|--------|-----|--------|-------|--------|-----|--------|-----|--------|------------|--------|
| 769 | 11,18% | 762 | 19,95% | 758 | 22,43% | 1.116 | 13,89% | 839 | 20,62% | 861 | 18,70% | <b>851</b> | 17,79% |
| 683 | 10,10% | 673 | 19,91% | 690 | 21,74% | 973   | 13,98% | 786 | 19,85% | 777 | 17,89% | <b>764</b> | 17,24% |
| 300 | 9,33%  | 307 | 18,89% | 305 | 22,62% | 409   | 15,40% | 359 | 20,33% | 319 | 18,81% | <b>333</b> | 17,57% |



Coeficientes N  
 L  
 Coeficiente S

|         |         |         |         |         |         |         |
|---------|---------|---------|---------|---------|---------|---------|
| 1,12707 | 1,12121 | 1,08915 | 1,12900 | 1,05807 | 1,09765 |         |
| 1,10539 | 1,16088 | 1,06999 | 0,79894 | 0,99012 | 0,96677 |         |
|         |         |         |         |         |         | 0,94362 |

Los datos en color negro corresponden al total de vehículos y los datos en color azul corresponden a vehículos pesados (en %)



Castilla-La Mancha

Consejería de Fomento

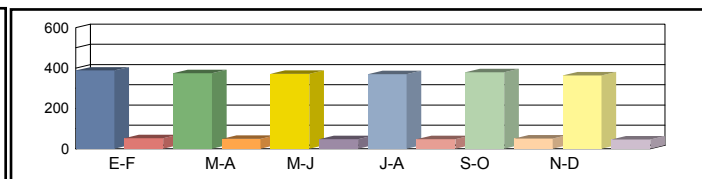
**Estación:** AB-63  
**Carretera:** CM-3133 p.k. 32,00 **Provincia:** ALBACETE  
**Ubicación:** El Balletero - Int. CM-320  
**Año:** 2024  
**Tipo:** COBERTURA

Dirección General de Carreteras

|  | Ene-Feb | Mar-Abr | May-Jun | Jul-Ago | Sep-Oct | Nov-Dic | IMD |
|--|---------|---------|---------|---------|---------|---------|-----|
|--|---------|---------|---------|---------|---------|---------|-----|

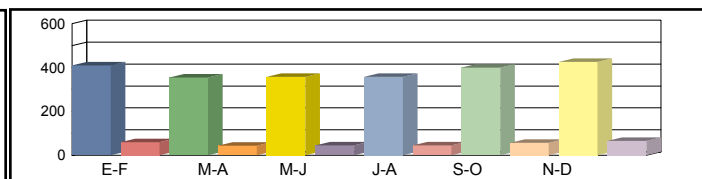
Media 00h-24h  
 Domingos 06h-22h  
 08h-14h

|     |        |     |        |     |        |     |        |     |        |     |        |     |        |
|-----|--------|-----|--------|-----|--------|-----|--------|-----|--------|-----|--------|-----|--------|
| 388 | 12,08% | 375 | 11,70% | 372 | 11,59% | 370 | 11,53% | 379 | 11,83% | 364 | 11,35% | 375 | 11,68% |
| 316 | 8,77%  | 327 | 9,08%  | 318 | 8,83%  | 306 | 8,49%  | 327 | 9,07%  | 305 | 8,47%  | 316 | 8,78%  |
| 62  | 9,28%  | 79  | 11,70% | 71  | 10,64% | 71  | 10,60% | 80  | 11,97% | 82  | 12,16% | 74  | 11,06% |



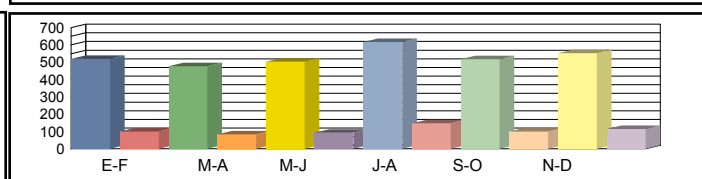
Media 00h-24h  
 Sábados 06h-22h  
 08h-14h

|     |        |     |        |     |        |     |        |     |        |     |        |     |        |
|-----|--------|-----|--------|-----|--------|-----|--------|-----|--------|-----|--------|-----|--------|
| 410 | 12,80% | 355 | 11,06% | 358 | 11,18% | 358 | 11,17% | 400 | 12,48% | 426 | 13,27% | 384 | 11,99% |
| 362 | 10,04% | 312 | 8,65%  | 311 | 8,62%  | 309 | 8,56%  | 356 | 9,87%  | 343 | 9,51%  | 332 | 9,21%  |
| 94  | 14,04% | 95  | 14,15% | 95  | 14,09% | 88  | 13,10% | 105 | 15,65% | 108 | 16,14% | 98  | 14,53% |



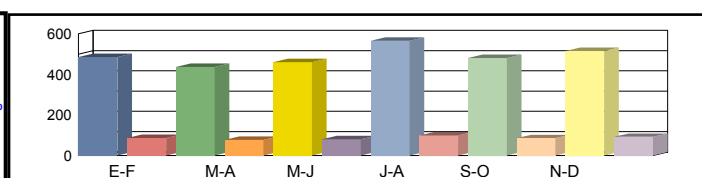
Media 00h-24h  
 Laborales 06h-22h  
 08h-14h

|     |        |     |        |     |        |     |        |     |        |     |        |     |        |
|-----|--------|-----|--------|-----|--------|-----|--------|-----|--------|-----|--------|-----|--------|
| 519 | 16,18% | 478 | 14,90% | 503 | 15,69% | 618 | 19,28% | 518 | 16,15% | 553 | 17,25% | 532 | 16,58% |
| 465 | 12,90% | 438 | 12,15% | 465 | 12,92% | 537 | 14,90% | 468 | 13,00% | 491 | 13,62% | 477 | 13,25% |
| 127 | 18,90% | 117 | 17,47% | 125 | 18,56% | 152 | 22,64% | 126 | 18,69% | 130 | 19,32% | 130 | 19,26% |



Media 00h-24h  
 Diaria 06h-22h  
 08h-14h

|     |        |     |        |     |        |     |        |     |        |     |        |            |        |
|-----|--------|-----|--------|-----|--------|-----|--------|-----|--------|-----|--------|------------|--------|
| 485 | 15,12% | 437 | 14,81% | 460 | 14,81% | 565 | 14,80% | 481 | 15,03% | 515 | 15,08% | <b>490</b> | 14,94% |
| 429 | 11,90% | 399 | 11,75% | 422 | 11,71% | 485 | 11,65% | 432 | 11,92% | 448 | 11,79% | <b>436</b> | 11,79% |
| 113 | 16,83% | 106 | 17,19% | 113 | 17,03% | 136 | 16,88% | 116 | 17,44% | 121 | 17,54% | <b>118</b> | 17,15% |



Coeficientes N  
 L  
 Coeficiente S

|  |  |  |  |  |  |  |  |
|--|--|--|--|--|--|--|--|
|  |  |  |  |  |  |  |  |
|  |  |  |  |  |  |  |  |

Los datos en color negro corresponden al total de vehículos y los datos en color azul corresponden a vehículos pesados (en %)



**Castilla-La Mancha**

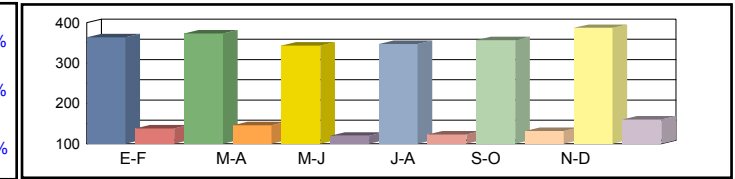
Consejería de Fomento

**Estación:** AB-64  
**Carretera:** CM-3208 p.k. 4,00 **Provincia:** ALBACETE  
**Ubicación:** Int CM-412 ( Povedilla ) - Alcaraz  
**Año:** 2024  
**Tipo:** COBERTURA

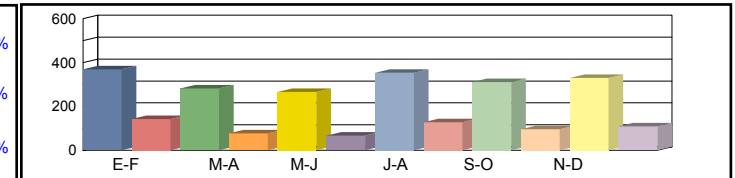
**Dirección General de Carreteras**

| Ene-Feb | Mar-Abr | May-Jun | Jul-Ago | Sep-Oct | Nov-Dic | IMD |
|---------|---------|---------|---------|---------|---------|-----|
|---------|---------|---------|---------|---------|---------|-----|

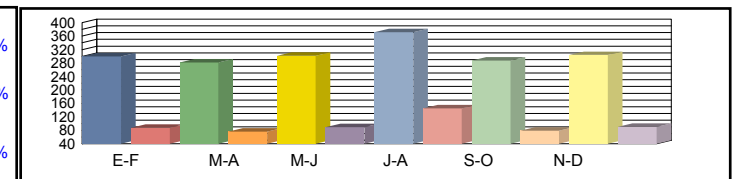
|                |         |                   |                   |                   |                   |                   |                   |                   |
|----------------|---------|-------------------|-------------------|-------------------|-------------------|-------------------|-------------------|-------------------|
| Media Domingos | 00h-24h | 364 <b>27,51%</b> | 373 <b>28,16%</b> | 343 <b>25,88%</b> | 347 <b>26,19%</b> | 357 <b>27,00%</b> | 387 <b>29,26%</b> | 362 <b>27,33%</b> |
|                | 06h-22h | 314 <b>23,78%</b> | 310 <b>23,48%</b> | 292 <b>22,13%</b> | 301 <b>22,81%</b> | 294 <b>22,29%</b> | 337 <b>25,50%</b> | 308 <b>23,33%</b> |
|                | 08h-14h | 139 <b>21,42%</b> | 159 <b>24,41%</b> | 139 <b>21,31%</b> | 185 <b>28,50%</b> | 141 <b>21,59%</b> | 192 <b>29,55%</b> | 159 <b>24,46%</b> |



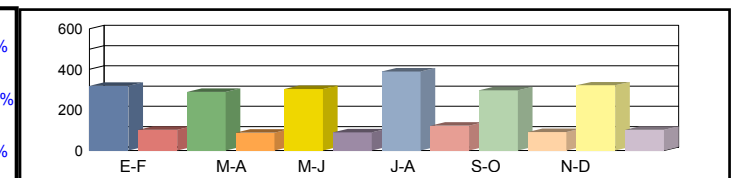
|               |         |                   |                   |                   |                   |                   |                   |                   |
|---------------|---------|-------------------|-------------------|-------------------|-------------------|-------------------|-------------------|-------------------|
| Media Sábados | 00h-24h | 369 <b>27,85%</b> | 282 <b>21,32%</b> | 266 <b>20,10%</b> | 353 <b>26,69%</b> | 311 <b>23,46%</b> | 330 <b>24,91%</b> | 318 <b>24,05%</b> |
|               | 06h-22h | 317 <b>24,01%</b> | 240 <b>18,16%</b> | 223 <b>16,88%</b> | 297 <b>22,49%</b> | 261 <b>19,78%</b> | 278 <b>21,01%</b> | 269 <b>20,39%</b> |
|               | 08h-14h | 149 <b>22,87%</b> | 127 <b>19,44%</b> | 132 <b>20,31%</b> | 163 <b>25,05%</b> | 143 <b>21,90%</b> | 133 <b>20,45%</b> | 141 <b>21,67%</b> |



|                 |         |                   |                   |                   |                   |                   |                   |                   |
|-----------------|---------|-------------------|-------------------|-------------------|-------------------|-------------------|-------------------|-------------------|
| Media Laborales | 00h-24h | 300 <b>22,67%</b> | 282 <b>21,31%</b> | 302 <b>22,84%</b> | 372 <b>28,07%</b> | 287 <b>21,66%</b> | 304 <b>22,94%</b> | 308 <b>23,25%</b> |
|                 | 06h-22h | 257 <b>19,46%</b> | 245 <b>18,54%</b> | 263 <b>19,91%</b> | 325 <b>24,57%</b> | 250 <b>18,90%</b> | 263 <b>19,88%</b> | 267 <b>20,21%</b> |
|                 | 08h-14h | 135 <b>20,74%</b> | 138 <b>21,27%</b> | 142 <b>21,88%</b> | 168 <b>25,81%</b> | 130 <b>19,98%</b> | 129 <b>19,83%</b> | 140 <b>21,59%</b> |



|              |         |                   |                   |                   |                   |                   |                   |                          |
|--------------|---------|-------------------|-------------------|-------------------|-------------------|-------------------|-------------------|--------------------------|
| Media Diaria | 00h-24h | 319 <b>24,10%</b> | 289 <b>23,26%</b> | 303 <b>22,76%</b> | 390 <b>23,74%</b> | 296 <b>23,40%</b> | 321 <b>23,93%</b> | <b>320</b> <b>23,53%</b> |
|              | 06h-22h | 274 <b>20,72%</b> | 250 <b>19,84%</b> | 263 <b>19,47%</b> | 340 <b>20,37%</b> | 256 <b>19,91%</b> | 278 <b>20,54%</b> | <b>277</b> <b>20,14%</b> |
|              | 08h-14h | 138 <b>21,14%</b> | 140 <b>21,08%</b> | 142 <b>20,76%</b> | 182 <b>22,46%</b> | 132 <b>21,03%</b> | 137 <b>21,96%</b> | <b>145</b> <b>21,41%</b> |



|              |   |  |  |  |  |  |  |  |
|--------------|---|--|--|--|--|--|--|--|
| Coeficientes | N |  |  |  |  |  |  |  |
|              | L |  |  |  |  |  |  |  |
| Coeficiente  | S |  |  |  |  |  |  |  |

Los datos en color negro corresponden al total de vehículos y los datos en color azul corresponden a vehículos pesados (en %)



Castilla-La Mancha

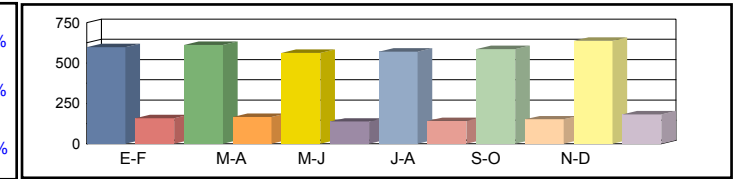
Consejería de Fomento

**Estación:** AB-64a  
**Carretera:** CM-412 p.k. 165,50 **Provincia:** ALBACETE  
**Ubicación:** Int. CM-3208 - Int. N-322 (Reolid)  
**Año:** 2024  
**Tipo:** COBERTURA

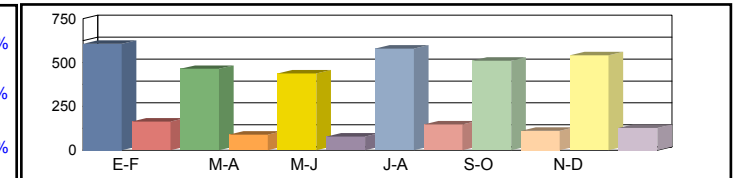
Dirección General de Carreteras

|  | Ene-Feb | Mar-Abr | May-Jun | Jul-Ago | Sep-Oct | Nov-Dic | IMD |
|--|---------|---------|---------|---------|---------|---------|-----|
|--|---------|---------|---------|---------|---------|---------|-----|

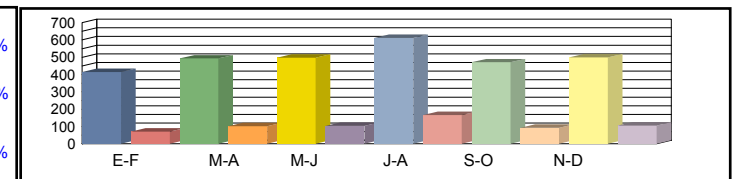
|                |         |            |            |            |            |            |            |            |
|----------------|---------|------------|------------|------------|------------|------------|------------|------------|
| Media Domingos | 00h-24h | 598 20,92% | 613 21,42% | 563 19,69% | 570 19,92% | 587 20,54% | 637 22,26% | 595 20,79% |
|                | 06h-22h | 526 17,62% | 519 17,40% | 489 16,40% | 504 16,90% | 493 16,52% | 564 18,90% | 516 17,29% |
|                | 08h-14h | 126 10,16% | 144 11,58% | 125 10,11% | 168 13,52% | 127 10,24% | 174 14,01% | 144 11,60% |



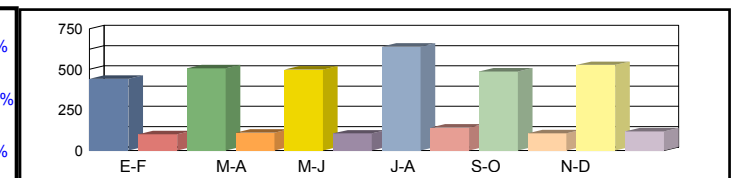
|               |         |            |            |            |            |            |            |            |
|---------------|---------|------------|------------|------------|------------|------------|------------|------------|
| Media Sábados | 00h-24h | 606 21,18% | 464 16,22% | 437 15,29% | 580 20,30% | 510 17,85% | 542 18,95% | 523 18,30% |
|               | 06h-22h | 531 17,79% | 401 13,46% | 373 12,51% | 497 16,67% | 437 14,66% | 464 15,57% | 450 15,11% |
|               | 08h-14h | 135 10,85% | 114 9,22%  | 119 9,63%  | 147 11,88% | 129 10,38% | 120 9,70%  | 127 10,28% |



|                 |         |            |            |            |            |            |            |            |
|-----------------|---------|------------|------------|------------|------------|------------|------------|------------|
| Media Laborales | 00h-24h | 415 14,53% | 493 17,24% | 497 17,37% | 611 21,35% | 471 16,48% | 499 17,45% | 498 17,40% |
|                 | 06h-22h | 330 11,06% | 430 14,42% | 440 14,76% | 543 18,21% | 418 14,01% | 439 14,73% | 433 14,53% |
|                 | 08h-14h | 93 7,47%   | 122 9,84%  | 129 10,37% | 152 12,24% | 118 9,48%  | 117 9,41%  | 122 9,80%  |



|              |         |            |            |            |            |            |            |            |
|--------------|---------|------------|------------|------------|------------|------------|------------|------------|
| Media Diaria | 00h-24h | 441 18,33% | 506 17,69% | 499 17,31% | 640 18,06% | 486 17,80% | 527 18,20% | 516 17,90% |
|              | 06h-22h | 352 15,36% | 439 14,71% | 440 14,43% | 568 15,09% | 428 14,75% | 463 15,22% | 448 14,93% |
|              | 08h-14h | 95 10,03%  | 124 10,00% | 129 9,85%  | 165 10,65% | 120 9,97%  | 124 10,41% | 126 10,15% |



|              |   |  |  |  |  |  |  |  |
|--------------|---|--|--|--|--|--|--|--|
| Coeficientes | N |  |  |  |  |  |  |  |
|              | L |  |  |  |  |  |  |  |
| Coeficiente  | S |  |  |  |  |  |  |  |

Los datos en color negro corresponden al total de vehículos y los datos en color azul corresponden a vehículos pesados (en %)



**Castilla-La Mancha**

Consejería de Fomento

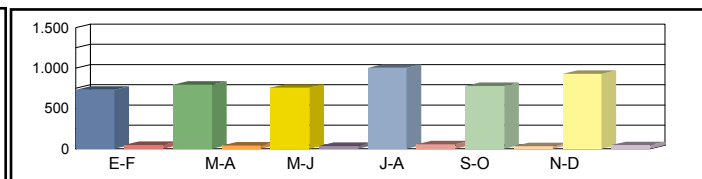
**Estación:** AB-64b  
**Carretera:** CM-412 p.k. 161,86 **Provincia:** ALBACETE  
**Ubicación:** Límite Provincia con Ciudad Real - Int. CM-3208  
**Año:** 2024  
**Tipo:** PRIMARIA

**Dirección General de Carreteras**

| Ene-Feb | Mar-Abr | May-Jun | Jul-Ago | Sep-Oct | Nov-Dic | IMD |
|---------|---------|---------|---------|---------|---------|-----|
|---------|---------|---------|---------|---------|---------|-----|

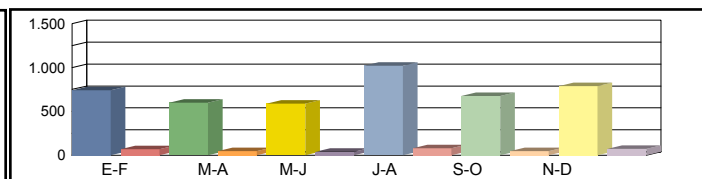
Media 00h-24h  
 Domingos 06h-22h  
 08h-14h

|           |           |           |             |           |           |           |
|-----------|-----------|-----------|-------------|-----------|-----------|-----------|
| 733 6,28% | 794 5,04% | 757 4,76% | 1.003 5,28% | 779 3,98% | 927 4,85% | 832 5,03% |
| 616 4,87% | 706 4,25% | 695 4,17% | 946 3,59%   | 685 4,09% | 869 3,91% | 753 4,15% |
| 221 5,88% | 339 2,36% | 298 3,36% | 529 2,46%   | 280 3,57% | 406 0,99% | 346 3,10% |



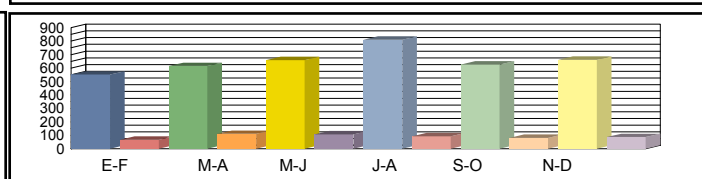
Media 00h-24h  
 Sábados 06h-22h  
 08h-14h

|           |           |           |             |           |           |           |
|-----------|-----------|-----------|-------------|-----------|-----------|-----------|
| 742 8,63% | 601 7,49% | 588 6,12% | 1.022 7,24% | 677 6,50% | 789 8,49% | 736 7,41% |
| 622 8,36% | 546 5,86% | 530 4,72% | 933 5,89%   | 608 6,25% | 716 7,12% | 659 6,37% |
| 236 5,51% | 270 8,15% | 284 7,04% | 465 4,30%   | 284 6,34% | 281 5,34% | 303 6,11% |



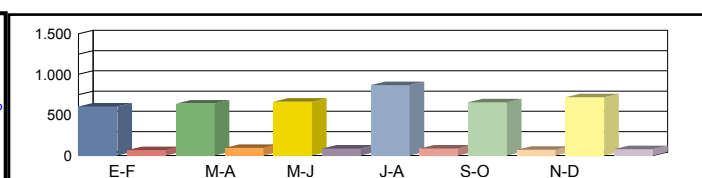
Media 00h-24h  
 Laborales 06h-22h  
 08h-14h

|            |            |            |            |            |            |            |
|------------|------------|------------|------------|------------|------------|------------|
| 551 10,71% | 615 15,28% | 659 13,96% | 810 10,25% | 625 11,52% | 662 11,63% | 654 12,23% |
| 458 8,30%  | 569 15,47% | 611 13,42% | 754 9,55%  | 580 10,86% | 610 10,16% | 597 11,29% |
| 208 8,17%  | 281 17,79% | 289 15,22% | 341 8,80%  | 264 11,74% | 262 8,40%  | 274 11,69% |



Media 00h-24h  
 Diaria 06h-22h  
 08h-14h

|           |            |            |           |           |           |                   |
|-----------|------------|------------|-----------|-----------|-----------|-------------------|
| 604 9,60% | 639 12,52% | 663 11,46% | 868 8,99% | 654 9,48% | 718 9,89% | <b>691 10,32%</b> |
| 504 7,74% | 585 12,14% | 611 10,80% | 807 7,93% | 598 9,03% | 663 8,60% | <b>628 9,37%</b>  |
| 214 7,48% | 288 13,89% | 290 12,41% | 385 6,75% | 269 9,67% | 285 6,32% | <b>288 9,42%</b>  |



Coeficientes N  
 L  
 Coeficiente S

|         |         |         |         |         |         |         |
|---------|---------|---------|---------|---------|---------|---------|
| 1,20306 | 1,08084 | 1,07856 | 1,07427 | 1,07759 | 1,08525 |         |
| 1,18693 | 1,06341 | 0,99241 | 0,80741 | 1,04640 | 0,98792 |         |
|         |         |         |         |         |         | 1,05679 |

Los datos en color negro corresponden al total de vehículos y los datos en color azul corresponden a vehículos pesados (en %)





Castilla-La Mancha

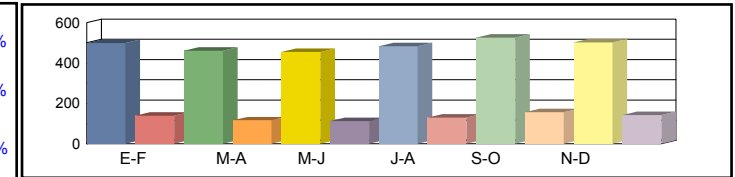
Consejería de Fomento

**Estación:** AB-65  
**Carretera:** CM-3205 p.k. 19,50 **Provincia:** ALBACETE  
**Ubicación:** Enl N-322(Bienservida) - Villaverde de Guadalimar  
**Año:** 2024  
**Tipo:** COBERTURA

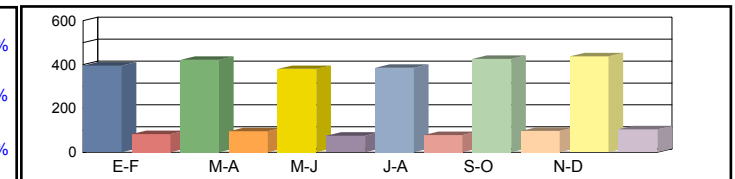
Dirección General de Carreteras

|  | Ene-Feb | Mar-Abr | May-Jun | Jul-Ago | Sep-Oct | Nov-Dic | IMD |
|--|---------|---------|---------|---------|---------|---------|-----|
|--|---------|---------|---------|---------|---------|---------|-----|

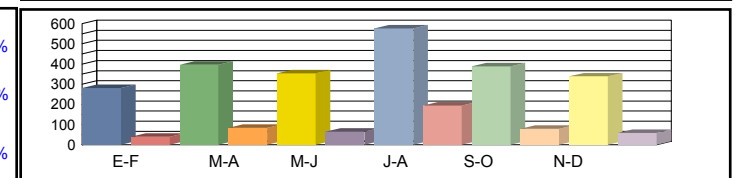
|                |         |                   |                   |                   |                   |                   |                   |                   |
|----------------|---------|-------------------|-------------------|-------------------|-------------------|-------------------|-------------------|-------------------|
| Media Domingos | 00h-24h | 499 <b>21,89%</b> | 461 <b>20,19%</b> | 455 <b>19,94%</b> | 484 <b>21,20%</b> | 526 <b>23,05%</b> | 503 <b>22,06%</b> | 488 <b>21,39%</b> |
|                | 06h-22h | 410 <b>15,47%</b> | 375 <b>14,18%</b> | 379 <b>14,32%</b> | 401 <b>15,14%</b> | 433 <b>16,35%</b> | 413 <b>15,62%</b> | 402 <b>15,18%</b> |
|                | 08h-14h | 161 <b>5,23%</b>  | 154 <b>4,99%</b>  | 160 <b>5,19%</b>  | 159 <b>5,17%</b>  | 186 <b>6,02%</b>  | 175 <b>5,68%</b>  | 166 <b>5,38%</b>  |



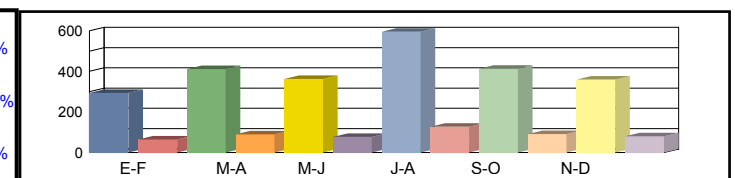
|               |         |                   |                   |                   |                   |                   |                   |                   |
|---------------|---------|-------------------|-------------------|-------------------|-------------------|-------------------|-------------------|-------------------|
| Media Sábados | 00h-24h | 395 <b>17,33%</b> | 421 <b>18,47%</b> | 380 <b>16,64%</b> | 385 <b>16,86%</b> | 426 <b>18,68%</b> | 438 <b>19,20%</b> | 408 <b>17,86%</b> |
|               | 06h-22h | 323 <b>12,20%</b> | 337 <b>12,73%</b> | 311 <b>11,74%</b> | 316 <b>11,93%</b> | 349 <b>13,16%</b> | 356 <b>13,46%</b> | 332 <b>12,54%</b> |
|               | 08h-14h | 156 <b>5,07%</b>  | 155 <b>5,04%</b>  | 142 <b>4,61%</b>  | 141 <b>4,58%</b>  | 169 <b>5,49%</b>  | 165 <b>5,36%</b>  | 155 <b>5,03%</b>  |



|                 |         |                   |                   |                   |                   |                   |                   |                   |
|-----------------|---------|-------------------|-------------------|-------------------|-------------------|-------------------|-------------------|-------------------|
| Media Laborales | 00h-24h | 281 <b>12,31%</b> | 397 <b>17,41%</b> | 354 <b>15,50%</b> | 576 <b>25,24%</b> | 388 <b>17,01%</b> | 339 <b>14,84%</b> | 389 <b>17,05%</b> |
|                 | 06h-22h | 231 <b>8,72%</b>  | 330 <b>12,46%</b> | 283 <b>10,68%</b> | 452 <b>17,06%</b> | 313 <b>11,82%</b> | 277 <b>10,44%</b> | 314 <b>11,86%</b> |
|                 | 08h-14h | 95 <b>3,09%</b>   | 143 <b>4,64%</b>  | 120 <b>3,88%</b>  | 211 <b>6,83%</b>  | 136 <b>4,41%</b>  | 118 <b>3,82%</b>  | 137 <b>4,45%</b>  |



|              |         |                   |                   |                   |                   |                   |                   |                          |
|--------------|---------|-------------------|-------------------|-------------------|-------------------|-------------------|-------------------|--------------------------|
| Media Diaria | 00h-24h | 293 <b>17,75%</b> | 412 <b>17,67%</b> | 362 <b>17,38%</b> | 596 <b>17,59%</b> | 413 <b>18,11%</b> | 360 <b>18,05%</b> | <b>406</b> <b>17,76%</b> |
|              | 06h-22h | 242 <b>12,40%</b> | 343 <b>12,29%</b> | 291 <b>12,17%</b> | 471 <b>12,31%</b> | 335 <b>12,66%</b> | 295 <b>12,60%</b> | <b>330</b> <b>12,40%</b> |
|              | 08h-14h | 100 <b>4,62%</b>  | 149 <b>4,58%</b>  | 124 <b>4,55%</b>  | 217 <b>4,54%</b>  | 148 <b>4,79%</b>  | 126 <b>4,73%</b>  | <b>144</b> <b>4,64%</b>  |



|              |   |  |  |  |  |  |  |  |
|--------------|---|--|--|--|--|--|--|--|
| Coeficientes | N |  |  |  |  |  |  |  |
|              | L |  |  |  |  |  |  |  |
| Coeficiente  | S |  |  |  |  |  |  |  |

Los datos en color negro corresponden al total de vehículos y los datos en color azul corresponden a vehículos pesados (en %)



Castilla-La Mancha

Consejería de Fomento

**Estación:** AB-66  
**Carretera:** CM-313 p.k. 84,00 **Provincia:** ALBACETE  
**Ubicación:** Int. N-322 - San Pedro  
**Año:** 2024  
**Tipo:** COBERTURA

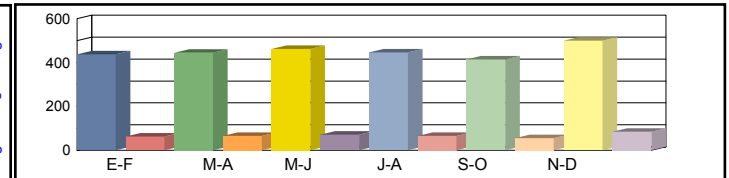
Dirección General de Carreteras

| Ene-Feb | Mar-Abr | May-Jun | Jul-Ago | Sep-Oct | Nov-Dic | IMD |
|---------|---------|---------|---------|---------|---------|-----|
|---------|---------|---------|---------|---------|---------|-----|

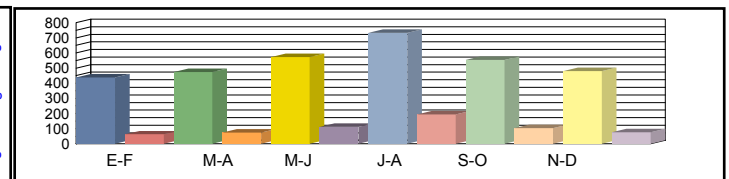
|          |         |            |            |            |            |            |            |            |
|----------|---------|------------|------------|------------|------------|------------|------------|------------|
| Media    | 00h-24h | 421 12,07% | 470 13,48% | 457 13,12% | 420 12,03% | 396 11,35% | 432 12,40% | 433 12,41% |
| Domingos | 06h-22h | 317 13,42% | 370 15,65% | 374 15,84% | 350 14,82% | 324 13,72% | 325 13,76% | 343 14,54% |
|          | 08h-14h | 71 8,88%   | 81 10,10%  | 84 10,56%  | 75 9,34%   | 69 8,64%   | 72 8,98%   | 75 9,42%   |



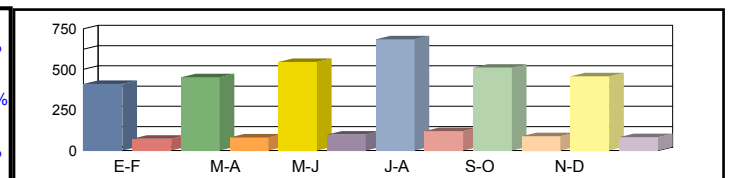
|         |         |            |            |            |            |            |            |            |
|---------|---------|------------|------------|------------|------------|------------|------------|------------|
| Media   | 00h-24h | 437 12,54% | 445 12,77% | 462 13,26% | 446 12,78% | 414 11,87% | 500 14,35% | 451 12,93% |
| Sábados | 06h-22h | 322 13,65% | 330 13,99% | 343 14,53% | 330 13,98% | 311 13,17% | 372 15,75% | 335 14,18% |
|         | 08h-14h | 91 11,31%  | 94 11,79%  | 97 12,16%  | 91 11,41%  | 85 10,67%  | 100 12,52% | 93 11,64%  |



|           |         |            |            |            |            |            |            |            |
|-----------|---------|------------|------------|------------|------------|------------|------------|------------|
| Media     | 00h-24h | 438 12,55% | 475 13,62% | 573 16,43% | 732 21,00% | 554 15,88% | 480 13,75% | 542 15,54% |
| Laborales | 06h-22h | 359 15,20% | 372 15,73% | 418 17,69% | 516 21,85% | 418 17,70% | 394 16,67% | 413 17,47% |
|           | 08h-14h | 85 10,57%  | 87 10,90%  | 100 12,46% | 135 16,82% | 102 12,75% | 95 11,84%  | 101 12,55% |



|        |         |            |            |            |            |            |            |            |
|--------|---------|------------|------------|------------|------------|------------|------------|------------|
| Media  | 00h-24h | 410 14,86% | 451 15,10% | 545 15,11% | 686 14,89% | 511 14,66% | 458 15,17% | 510 14,97% |
| Diaria | 06h-22h | 335 16,51% | 355 16,88% | 401 16,98% | 489 16,76% | 389 16,49% | 375 16,86% | 391 16,75% |
|        | 08h-14h | 80 11,99%  | 83 12,23%  | 97 12,35%  | 128 12,07% | 95 11,86%  | 91 12,17%  | 96 12,11%  |



|              |   |  |  |  |  |  |  |  |
|--------------|---|--|--|--|--|--|--|--|
| Coeficientes | N |  |  |  |  |  |  |  |
|              | L |  |  |  |  |  |  |  |
| Coeficiente  | S |  |  |  |  |  |  |  |

Los datos en color negro corresponden al total de vehículos y los datos en color azul corresponden a vehículos pesados (en %)



Castilla-La Mancha

Consejería de Fomento

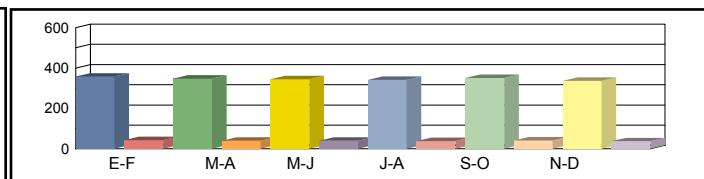
**Estación:** AB-66a  
**Carretera:** CM-3251 p.k. 8,00 **Provincia:** ALBACETE  
**Ubicación:** Balazote - Tiriez  
**Año:** 2024  
**Tipo:** COBERTURA

Dirección General de Carreteras

| Ene-Feb | Mar-Abr | May-Jun | Jul-Ago | Sep-Oct | Nov-Dic | IMD |
|---------|---------|---------|---------|---------|---------|-----|
|---------|---------|---------|---------|---------|---------|-----|

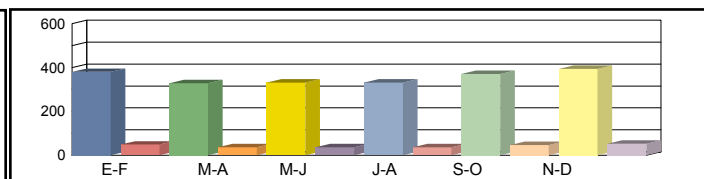
|          |         |
|----------|---------|
| Media    | 00h-24h |
| Domingos | 06h-22h |
|          | 08h-14h |

|     |        |     |        |     |        |     |        |     |        |     |        |     |        |
|-----|--------|-----|--------|-----|--------|-----|--------|-----|--------|-----|--------|-----|--------|
| 358 | 10,73% | 347 | 10,39% | 344 | 10,29% | 342 | 10,24% | 351 | 10,51% | 337 | 10,08% | 346 | 10,37% |
| 276 | 7,53%  | 286 | 7,80%  | 278 | 7,59%  | 267 | 7,29%  | 285 | 7,79%  | 267 | 7,28%  | 276 | 7,54%  |
| 132 | 3,48%  | 166 | 4,39%  | 151 | 3,99%  | 150 | 3,98%  | 170 | 4,49%  | 172 | 4,56%  | 157 | 4,15%  |



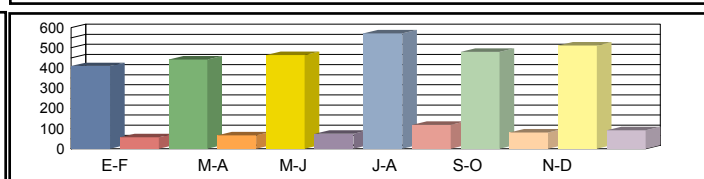
|         |         |
|---------|---------|
| Media   | 00h-24h |
| Sábados | 06h-22h |
|         | 08h-14h |

|     |        |     |       |     |       |     |       |     |        |     |        |     |        |
|-----|--------|-----|-------|-----|-------|-----|-------|-----|--------|-----|--------|-----|--------|
| 380 | 11,37% | 328 | 9,82% | 331 | 9,93% | 331 | 9,92% | 370 | 11,08% | 394 | 11,79% | 356 | 10,65% |
| 316 | 8,62%  | 272 | 7,43% | 271 | 7,41% | 269 | 7,36% | 310 | 8,48%  | 299 | 8,17%  | 290 | 7,91%  |
| 199 | 5,27%  | 201 | 5,31% | 200 | 5,20% | 186 | 4,91% | 222 | 5,87%  | 229 | 6,05%  | 206 | 5,45%  |



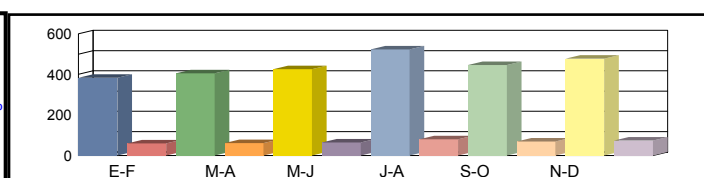
|           |         |
|-----------|---------|
| Media     | 00h-24h |
| Laborales | 06h-22h |
|           | 08h-14h |

|     |        |     |        |     |        |     |        |     |        |     |        |     |        |
|-----|--------|-----|--------|-----|--------|-----|--------|-----|--------|-----|--------|-----|--------|
| 410 | 12,27% | 442 | 13,23% | 465 | 13,93% | 572 | 17,13% | 480 | 14,38% | 512 | 15,32% | 480 | 14,38% |
| 341 | 9,30%  | 382 | 10,44% | 406 | 11,10% | 469 | 12,80% | 406 | 11,08% | 428 | 11,70% | 405 | 11,07% |
| 238 | 6,29%  | 248 | 6,55%  | 263 | 6,96%  | 321 | 8,49%  | 268 | 7,09%  | 274 | 7,25%  | 269 | 7,11%  |



|        |         |
|--------|---------|
| Media  | 00h-24h |
| Diaria | 06h-22h |
|        | 08h-14h |

|     |        |     |        |     |        |     |        |     |        |     |        |            |        |
|-----|--------|-----|--------|-----|--------|-----|--------|-----|--------|-----|--------|------------|--------|
| 383 | 13,42% | 405 | 13,16% | 426 | 13,16% | 523 | 13,15% | 446 | 13,35% | 477 | 13,39% | <b>443</b> | 13,27% |
| 315 | 10,22% | 348 | 10,09% | 368 | 10,06% | 424 | 10,01% | 375 | 10,24% | 391 | 10,12% | <b>370</b> | 10,12% |
| 212 | 6,31%  | 226 | 6,45%  | 237 | 6,39%  | 287 | 6,33%  | 247 | 6,54%  | 254 | 6,58%  | <b>244</b> | 6,44%  |



|              |   |
|--------------|---|
| Coeficientes | N |
|              | L |
| Coeficiente  | S |

|  |  |  |  |  |  |  |
|--|--|--|--|--|--|--|
|  |  |  |  |  |  |  |
|  |  |  |  |  |  |  |
|  |  |  |  |  |  |  |

Los datos en color negro corresponden al total de vehículos y los datos en color azul corresponden a vehículos pesados (en %)



Castilla-La Mancha

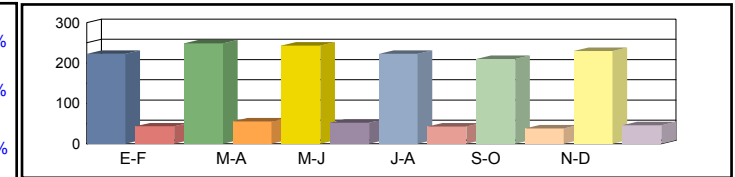
Consejería de Fomento

**Estación:** AB-66b  
**Carretera:** CM-313 p.k. 78,00 **Provincia:** ALBACETE  
**Ubicación:** Tiriez - Int. N-322  
**Año:** 2024  
**Tipo:** COBERTURA

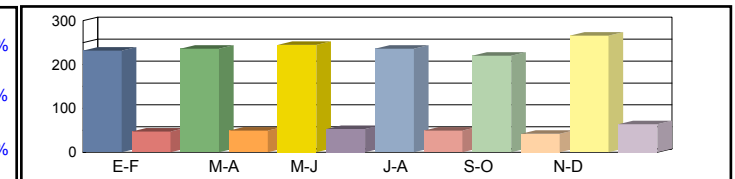
Dirección General de Carreteras

|  | Ene-Feb | Mar-Abr | May-Jun | Jul-Ago | Sep-Oct | Nov-Dic | IMD |
|--|---------|---------|---------|---------|---------|---------|-----|
|--|---------|---------|---------|---------|---------|---------|-----|

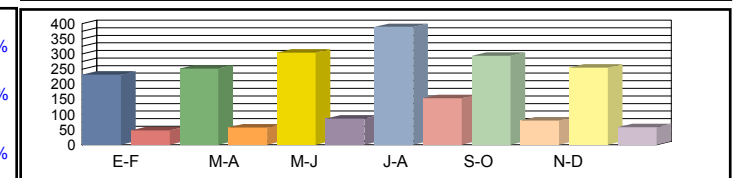
|                |         |            |            |            |            |            |            |            |
|----------------|---------|------------|------------|------------|------------|------------|------------|------------|
| Media Domingos | 00h-24h | 223 16,28% | 249 18,18% | 243 17,69% | 223 16,23% | 210 15,31% | 230 16,73% | 230 16,74% |
|                | 06h-22h | 156 16,93% | 182 19,74% | 184 19,98% | 173 18,70% | 160 17,30% | 160 17,36% | 169 18,33% |
|                | 08h-14h | 45 13,93%  | 52 15,85%  | 54 16,57%  | 48 14,65%  | 44 13,56%  | 46 14,09%  | 48 14,78%  |



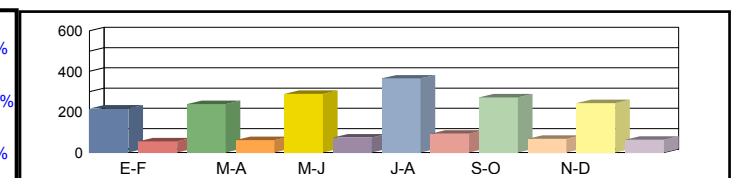
|               |         |            |            |            |            |            |            |            |
|---------------|---------|------------|------------|------------|------------|------------|------------|------------|
| Media Sábados | 00h-24h | 232 16,92% | 236 17,23% | 245 17,88% | 236 17,24% | 220 16,01% | 266 19,35% | 239 17,44% |
|               | 06h-22h | 159 17,22% | 163 17,65% | 169 18,33% | 163 17,64% | 153 16,61% | 183 19,86% | 165 17,88% |
|               | 08h-14h | 58 17,75%  | 60 18,50%  | 62 19,08%  | 58 17,90%  | 54 16,75%  | 64 19,64%  | 59 18,27%  |



|                 |         |            |            |            |            |            |            |            |
|-----------------|---------|------------|------------|------------|------------|------------|------------|------------|
| Media Laborales | 00h-24h | 232 16,92% | 252 18,37% | 304 22,16% | 389 28,33% | 294 21,43% | 255 18,55% | 288 20,96% |
|                 | 06h-22h | 177 19,17% | 183 19,85% | 206 22,31% | 254 27,56% | 206 22,33% | 194 21,02% | 203 22,04% |
|                 | 08h-14h | 54 16,58%  | 56 17,10%  | 64 19,55%  | 86 26,39%  | 65 20,00%  | 60 18,58%  | 64 19,70%  |



|              |         |            |            |            |            |            |            |            |
|--------------|---------|------------|------------|------------|------------|------------|------------|------------|
| Media Diaria | 00h-24h | 217 20,05% | 239 20,36% | 289 20,39% | 365 20,09% | 271 19,78% | 243 20,46% | 271 20,19% |
|              | 06h-22h | 165 20,83% | 174 21,29% | 198 21,42% | 240 21,14% | 192 20,79% | 185 21,27% | 192 21,12% |
|              | 08h-14h | 51 18,81%  | 54 19,19%  | 62 19,38%  | 81 18,94%  | 61 18,62%  | 57 19,10%  | 61 19,01%  |



|              |   |  |  |  |  |  |  |
|--------------|---|--|--|--|--|--|--|
| Coeficientes | N |  |  |  |  |  |  |
|              | L |  |  |  |  |  |  |
| Coeficiente  | S |  |  |  |  |  |  |

Los datos en color negro corresponden al total de vehículos y los datos en color azul corresponden a vehículos pesados (en %)



**Castilla-La Mancha**

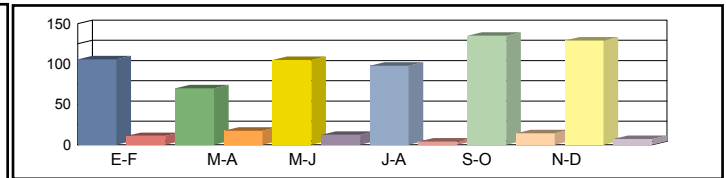
Consejería de Fomento

**Estación:** AB-67  
**Carretera:** CM-3216 p.k. 9,39 **Provincia:** ALBACETE  
**Ubicación:** Vianos - Cortijo de Tortas  
**Año:** 2024  
**Tipo:** PRIMARIA

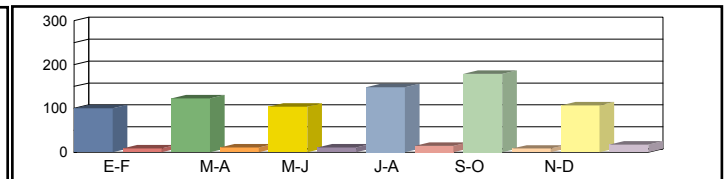
**Dirección General de Carreteras**

| Ene-Feb | Mar-Abr | May-Jun | Jul-Ago | Sep-Oct | Nov-Dic | IMD |
|---------|---------|---------|---------|---------|---------|-----|
|---------|---------|---------|---------|---------|---------|-----|

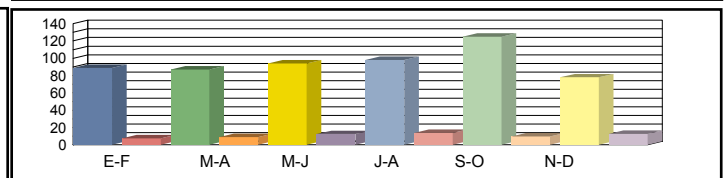
|                  |                  |                  |                   |                 |                  |                  |                  |
|------------------|------------------|------------------|-------------------|-----------------|------------------|------------------|------------------|
| Media 00h-24h    | 106 <b>9,43%</b> | 70 <b>20,00%</b> | 105 <b>10,48%</b> | 98 <b>4,08%</b> | 135 <b>9,63%</b> | 129 <b>5,43%</b> | 107 <b>9,84%</b> |
| Domingos 06h-22h | 84 <b>11,90%</b> | 60 <b>16,67%</b> | 89 <b>10,11%</b>  | 78 <b>5,13%</b> | 110 <b>5,45%</b> | 114 <b>6,14%</b> | 89 <b>9,23%</b>  |
| 08h-14h          | 35 <b>11,43%</b> | 20 <b>5,00%</b>  | 45 <b>11,11%</b>  | 44 <b>4,55%</b> | 44 <b>13,64%</b> | 55 <b>5,45%</b>  | 40 <b>8,53%</b>  |



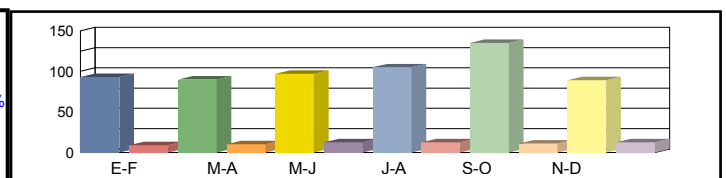
|                 |                  |                  |                  |                  |                  |                   |                  |
|-----------------|------------------|------------------|------------------|------------------|------------------|-------------------|------------------|
| Media 00h-24h   | 100 <b>8,00%</b> | 123 <b>8,13%</b> | 104 <b>9,62%</b> | 148 <b>8,78%</b> | 179 <b>4,47%</b> | 107 <b>14,02%</b> | 127 <b>8,84%</b> |
| Sábados 06h-22h | 69 <b>8,70%</b>  | 103 <b>3,88%</b> | 95 <b>7,37%</b>  | 111 <b>7,21%</b> | 145 <b>3,45%</b> | 85 <b>5,88%</b>   | 101 <b>6,08%</b> |
| 08h-14h         | 28 <b>7,14%</b>  | 33 <b>0,00%</b>  | 29 <b>10,34%</b> | 67 <b>7,46%</b>  | 66 <b>0,00%</b>  | 37 <b>10,81%</b>  | 43 <b>8,94%</b>  |



|                   |                 |                 |                  |                  |                  |                  |                  |
|-------------------|-----------------|-----------------|------------------|------------------|------------------|------------------|------------------|
| Media 00h-24h     | 89 <b>7,87%</b> | 87 <b>9,20%</b> | 94 <b>11,70%</b> | 98 <b>12,24%</b> | 125 <b>7,20%</b> | 78 <b>14,10%</b> | 95 <b>10,39%</b> |
| Laborales 06h-22h | 69 <b>8,70%</b> | 77 <b>7,79%</b> | 74 <b>9,46%</b>  | 76 <b>9,21%</b>  | 98 <b>6,12%</b>  | 56 <b>10,71%</b> | 75 <b>8,67%</b>  |
| 08h-14h           | 24 <b>8,33%</b> | 32 <b>6,25%</b> | 25 <b>8,00%</b>  | 27 <b>3,70%</b>  | 38 <b>7,89%</b>  | 24 <b>12,50%</b> | 28 <b>7,78%</b>  |



|                |                 |                  |                  |                   |                  |                  |                          |
|----------------|-----------------|------------------|------------------|-------------------|------------------|------------------|--------------------------|
| Media 00h-24h  | 93 <b>8,60%</b> | 90 <b>10,00%</b> | 97 <b>11,34%</b> | 105 <b>10,48%</b> | 135 <b>7,41%</b> | 89 <b>12,36%</b> | <b>102</b> <b>10,03%</b> |
| Diaria 06h-22h | 71 <b>9,86%</b> | 78 <b>7,69%</b>  | 79 <b>8,86%</b>  | 81 <b>7,41%</b>   | 107 <b>5,61%</b> | 69 <b>8,70%</b>  | <b>81</b> <b>8,02%</b>   |
| 08h-14h        | 26 <b>7,69%</b> | 30 <b>3,33%</b>  | 29 <b>10,34%</b> | 35 <b>5,71%</b>   | 43 <b>6,98%</b>  | 30 <b>10,00%</b> | <b>32</b> <b>7,34%</b>   |



|                |         |         |         |         |         |         |         |
|----------------|---------|---------|---------|---------|---------|---------|---------|
| Coeficientes N | 1,28986 | 1,12987 | 1,27027 | 1,28947 | 1,27551 | 1,39286 |         |
| L              | 1,06742 | 1,09195 | 1,01064 | 0,96939 | 0,76000 | 1,21795 |         |
| Coeficiente S  |         |         |         |         |         |         | 1,06617 |

Los datos en color negro corresponden al total de vehículos y los datos en color azul corresponden a vehículos pesados (en %)



Castilla-La Mancha

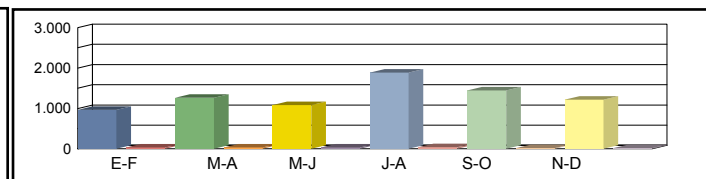
Consejería de Fomento

**Estación:** AB-68  
**Carretera:** CM-412 p.k. 202,95 **Provincia:** ALBACETE  
**Ubicación:** Riópar - Fuente Higuera  
**Año:** 2024  
**Tipo:** PERMANENTE

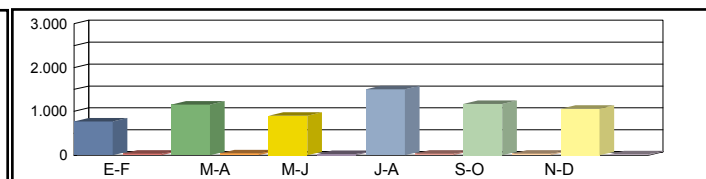
Dirección General de Carreteras

|  | Ene-Feb | Mar-Abr | May-Jun | Jul-Ago | Sep-Oct | Nov-Dic | IMD |
|--|---------|---------|---------|---------|---------|---------|-----|
|--|---------|---------|---------|---------|---------|---------|-----|

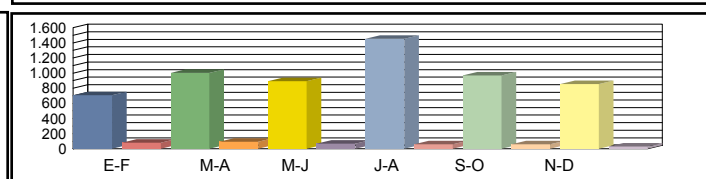
|          |         |           |             |             |             |             |             |             |
|----------|---------|-----------|-------------|-------------|-------------|-------------|-------------|-------------|
| Media    | 00h-24h | 969 3,20% | 1.262 2,85% | 1.081 2,96% | 1.892 2,33% | 1.446 1,31% | 1.218 1,48% | 1.311 2,35% |
| Domingos | 06h-22h | 945 2,96% | 1.232 2,92% | 1.049 2,96% | 1.790 2,23% | 1.378 1,31% | 1.185 1,43% | 1.263 2,30% |
|          | 08h-14h | 382 3,14% | 545 3,30%   | 469 2,77%   | 816 2,33%   | 644 1,09%   | 539 1,48%   | 566 2,35%   |



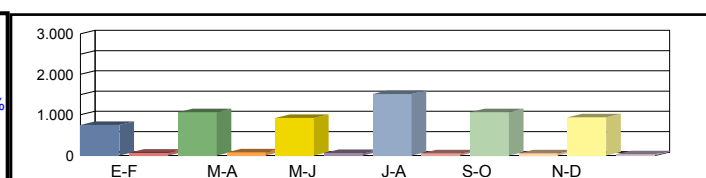
|         |         |           |             |           |             |             |             |             |
|---------|---------|-----------|-------------|-----------|-------------|-------------|-------------|-------------|
| Media   | 00h-24h | 767 4,69% | 1.154 3,73% | 902 3,22% | 1.505 2,26% | 1.172 2,90% | 1.060 1,79% | 1.093 3,10% |
| Sábados | 06h-22h | 745 4,83% | 1.106 3,80% | 860 3,26% | 1.411 2,13% | 1.109 2,71% | 1.021 1,76% | 1.042 3,08% |
|         | 08h-14h | 370 5,41% | 551 4,72%   | 417 3,36% | 723 2,07%   | 587 3,07%   | 509 1,77%   | 526 3,40%   |



|           |         |            |             |           |             |           |           |           |
|-----------|---------|------------|-------------|-----------|-------------|-----------|-----------|-----------|
| Media     | 00h-24h | 709 10,16% | 1.003 8,57% | 893 7,28% | 1.454 3,99% | 969 5,88% | 855 3,39% | 980 6,55% |
| Laborales | 06h-22h | 677 10,49% | 968 8,47%   | 829 7,24% | 1.325 3,70% | 896 5,58% | 811 3,33% | 918 6,47% |
|           | 08h-14h | 303 11,88% | 454 9,25%   | 380 7,89% | 669 4,04%   | 415 6,51% | 374 3,48% | 432 7,17% |



|        |         |           |             |           |             |             |           |             |
|--------|---------|-----------|-------------|-----------|-------------|-------------|-----------|-------------|
| Media  | 00h-24h | 753 8,23% | 1.063 6,77% | 922 5,97% | 1.518 3,49% | 1.067 4,59% | 939 2,77% | 1.044 5,30% |
| Diaria | 06h-22h | 722 8,31% | 1.027 6,72% | 866 5,89% | 1.398 3,22% | 996 4,32%   | 897 2,68% | 984 5,19%   |
|        | 08h-14h | 322 9,32% | 482 7,47%   | 399 6,27% | 696 3,45%   | 472 4,87%   | 419 2,86% | 465 5,71%   |



|              |   |         |         |         |         |         |         |         |
|--------------|---|---------|---------|---------|---------|---------|---------|---------|
| Coeficientes | N | 1,04727 | 1,03616 | 1,07720 | 1,09736 | 1,08147 | 1,05425 |         |
|              | L | 1,38223 | 0,97707 | 1,09742 | 0,67400 | 1,01135 | 1,14620 |         |
| Coeficiente  | S |         |         |         |         |         |         | 1,06472 |

Los datos en color negro corresponden al total de vehículos y los datos en color azul corresponden a vehículos pesados (en %)



**Castilla-La Mancha**

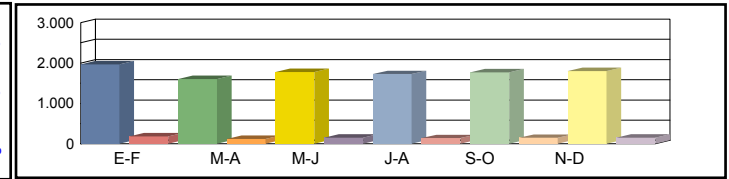
Consejería de Fomento

**Estación:** AB-69  
**Carretera:** CM-412 p.k. 232,00 **Provincia:** ALBACETE  
**Ubicación:** Int. CM-3206 - Elche de la Sierra  
**Año:** 2024  
**Tipo:** COBERTURA

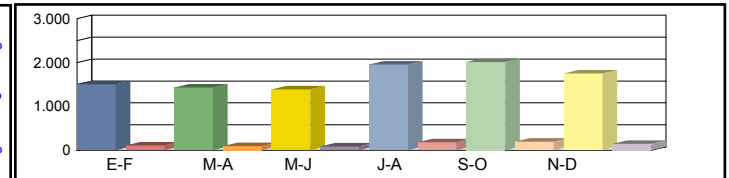
**Dirección General de Carreteras**

| Ene-Feb | Mar-Abr | May-Jun | Jul-Ago | Sep-Oct | Nov-Dic | IMD |
|---------|---------|---------|---------|---------|---------|-----|
|---------|---------|---------|---------|---------|---------|-----|

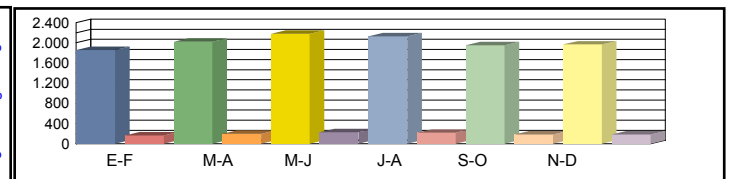
|          |         |       |       |       |       |       |       |       |       |       |       |       |       |       |       |
|----------|---------|-------|-------|-------|-------|-------|-------|-------|-------|-------|-------|-------|-------|-------|-------|
| Media    | 00h-24h | 1.966 | 8,64% | 1.602 | 7,04% | 1.779 | 7,82% | 1.727 | 7,59% | 1.773 | 7,79% | 1.800 | 7,91% | 1.774 | 7,80% |
| Domingos | 06h-22h | 1.928 | 8,01% | 1.455 | 6,04% | 1.690 | 7,02% | 1.608 | 6,68% | 1.730 | 7,18% | 1.755 | 7,29% | 1.694 | 7,04% |
|          | 08h-14h | 556   | 2,80% | 855   | 4,31% | 690   | 3,47% | 951   | 4,79% | 878   | 4,42% | 716   | 3,61% | 774   | 3,90% |



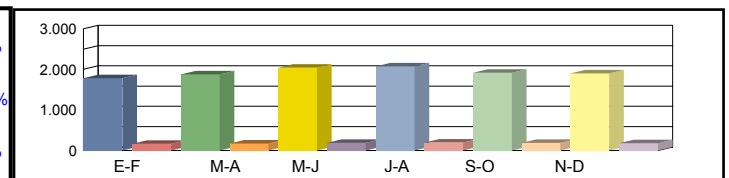
|         |         |       |       |       |       |       |       |       |       |       |       |       |       |       |       |
|---------|---------|-------|-------|-------|-------|-------|-------|-------|-------|-------|-------|-------|-------|-------|-------|
| Media   | 00h-24h | 1.501 | 6,59% | 1.430 | 6,29% | 1.385 | 6,09% | 1.957 | 8,60% | 2.011 | 8,84% | 1.754 | 7,70% | 1.673 | 7,35% |
| Sábados | 06h-22h | 1.428 | 5,93% | 1.373 | 5,70% | 1.337 | 5,55% | 1.898 | 7,88% | 1.944 | 8,07% | 1.674 | 6,95% | 1.609 | 6,68% |
|         | 08h-14h | 977   | 4,92% | 799   | 4,03% | 841   | 4,24% | 1.248 | 6,29% | 1.248 | 6,29% | 1.097 | 5,53% | 1.035 | 5,21% |



|           |         |       |       |       |       |       |       |       |       |       |       |       |       |       |       |
|-----------|---------|-------|-------|-------|-------|-------|-------|-------|-------|-------|-------|-------|-------|-------|-------|
| Media     | 00h-24h | 1.855 | 8,15% | 2.024 | 8,89% | 2.178 | 9,57% | 2.129 | 9,35% | 1.950 | 8,57% | 1.968 | 8,65% | 2.017 | 8,86% |
| Laborales | 06h-22h | 1.805 | 7,50% | 1.969 | 8,18% | 2.117 | 8,79% | 2.073 | 8,61% | 1.928 | 8,01% | 1.934 | 8,03% | 1.971 | 8,19% |
|           | 08h-14h | 1.118 | 5,63% | 1.212 | 6,11% | 1.270 | 6,40% | 1.311 | 6,60% | 1.153 | 5,81% | 1.196 | 6,02% | 1.210 | 6,09% |



|        |         |       |       |       |       |       |       |       |       |       |       |       |       |              |              |
|--------|---------|-------|-------|-------|-------|-------|-------|-------|-------|-------|-------|-------|-------|--------------|--------------|
| Media  | 00h-24h | 1.779 | 8,53% | 1.879 | 8,26% | 2.042 | 8,34% | 2.074 | 8,66% | 1.914 | 8,73% | 1.899 | 8,58% | <b>1.931</b> | <b>8,52%</b> |
| Diaria | 06h-22h | 1.729 | 7,83% | 1.810 | 7,52% | 1.977 | 7,64% | 2.008 | 7,92% | 1.891 | 8,02% | 1.863 | 7,87% | <b>1.880</b> | <b>7,80%</b> |
|        | 08h-14h | 1.001 | 5,46% | 1.102 | 5,55% | 1.136 | 5,46% | 1.276 | 5,94% | 1.112 | 5,89% | 1.110 | 5,67% | <b>1.123</b> | <b>5,66%</b> |



|              |   |  |  |  |  |  |  |
|--------------|---|--|--|--|--|--|--|
| Coeficientes | N |  |  |  |  |  |  |
|              | L |  |  |  |  |  |  |
| Coeficiente  | S |  |  |  |  |  |  |

Los datos en color negro corresponden al total de vehículos y los datos en color azul corresponden a vehículos pesados (en %)



**Castilla-La Mancha**

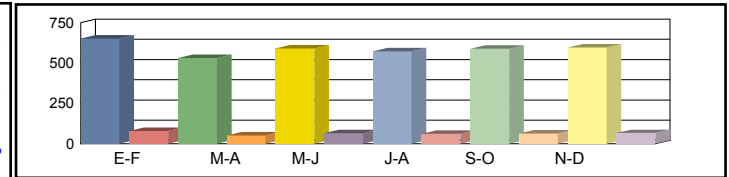
Consejería de Fomento

**Estación:** AB-70  
**Carretera:** CM-3204 p.k. 6,30 **Provincia:** ALBACETE  
**Ubicación:** Enl CM-412 (Riópar) - Int. CM-3205  
**Año:** 2024  
**Tipo:** COBERTURA

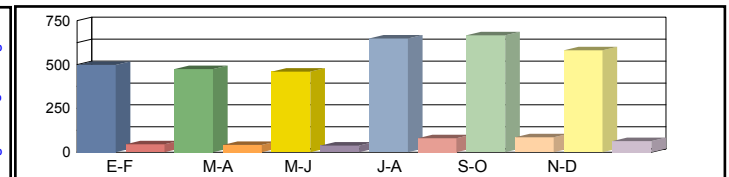
**Dirección General de Carreteras**

| Ene-Feb | Mar-Abr | May-Jun | Jul-Ago | Sep-Oct | Nov-Dic | IMD |
|---------|---------|---------|---------|---------|---------|-----|
|---------|---------|---------|---------|---------|---------|-----|

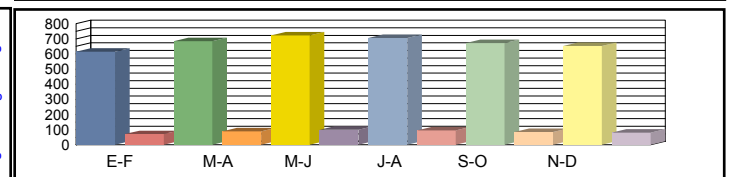
|                |         |                   |                  |                  |                  |                  |                   |                  |
|----------------|---------|-------------------|------------------|------------------|------------------|------------------|-------------------|------------------|
| Media Domingos | 00h-24h | 652 <b>11,00%</b> | 531 <b>8,96%</b> | 590 <b>9,95%</b> | 573 <b>9,67%</b> | 588 <b>9,92%</b> | 597 <b>10,07%</b> | 588 <b>9,93%</b> |
|                | 06h-22h | 559 <b>7,03%</b>  | 422 <b>5,31%</b> | 490 <b>6,16%</b> | 466 <b>5,86%</b> | 502 <b>6,31%</b> | 509 <b>6,40%</b>  | 491 <b>6,18%</b> |
|                | 08h-14h | 96 <b>2,40%</b>   | 148 <b>3,69%</b> | 119 <b>2,98%</b> | 165 <b>4,11%</b> | 152 <b>3,79%</b> | 124 <b>3,10%</b>  | 134 <b>3,35%</b> |



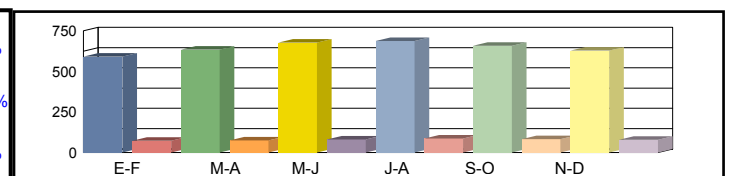
|               |         |                  |                  |                  |                   |                   |                  |                  |
|---------------|---------|------------------|------------------|------------------|-------------------|-------------------|------------------|------------------|
| Media Sábados | 00h-24h | 498 <b>8,40%</b> | 474 <b>8,00%</b> | 459 <b>7,75%</b> | 649 <b>10,95%</b> | 667 <b>11,26%</b> | 581 <b>9,81%</b> | 555 <b>9,36%</b> |
|               | 06h-22h | 414 <b>5,21%</b> | 398 <b>5,01%</b> | 388 <b>4,88%</b> | 550 <b>6,92%</b>  | 564 <b>7,09%</b>  | 485 <b>6,10%</b> | 466 <b>5,87%</b> |
|               | 08h-14h | 169 <b>4,22%</b> | 138 <b>3,45%</b> | 146 <b>3,63%</b> | 216 <b>5,39%</b>  | 216 <b>5,39%</b>  | 190 <b>4,74%</b> | 179 <b>4,47%</b> |



|                 |         |                   |                   |                   |                   |                   |                   |                   |
|-----------------|---------|-------------------|-------------------|-------------------|-------------------|-------------------|-------------------|-------------------|
| Media Laborales | 00h-24h | 615 <b>10,38%</b> | 684 <b>11,55%</b> | 722 <b>12,19%</b> | 706 <b>11,91%</b> | 671 <b>11,33%</b> | 652 <b>11,01%</b> | 675 <b>11,39%</b> |
|                 | 06h-22h | 524 <b>6,58%</b>  | 567 <b>7,13%</b>  | 614 <b>7,72%</b>  | 601 <b>7,56%</b>  | 571 <b>7,18%</b>  | 561 <b>7,05%</b>  | 573 <b>7,20%</b>  |
|                 | 08h-14h | 194 <b>4,83%</b>  | 212 <b>5,30%</b>  | 220 <b>5,49%</b>  | 227 <b>5,67%</b>  | 210 <b>5,24%</b>  | 207 <b>5,17%</b>  | 212 <b>5,28%</b>  |



|              |         |                   |                   |                   |                   |                   |                   |                          |
|--------------|---------|-------------------|-------------------|-------------------|-------------------|-------------------|-------------------|--------------------------|
| Media Diaria | 00h-24h | 590 <b>10,86%</b> | 635 <b>10,51%</b> | 677 <b>10,62%</b> | 688 <b>11,04%</b> | 658 <b>11,12%</b> | 629 <b>10,93%</b> | <b>646</b> <b>10,85%</b> |
|              | 06h-22h | 502 <b>6,88%</b>  | 521 <b>6,60%</b>  | 573 <b>6,71%</b>  | 582 <b>6,96%</b>  | 560 <b>7,04%</b>  | 540 <b>6,92%</b>  | <b>546</b> <b>6,85%</b>  |
|              | 08h-14h | 174 <b>4,69%</b>  | 193 <b>4,76%</b>  | 197 <b>4,69%</b>  | 221 <b>5,10%</b>  | 203 <b>5,05%</b>  | 192 <b>4,86%</b>  | <b>197</b> <b>4,86%</b>  |



|              |   |  |  |  |  |  |  |  |
|--------------|---|--|--|--|--|--|--|--|
| Coeficientes | N |  |  |  |  |  |  |  |
|              | L |  |  |  |  |  |  |  |
| Coeficiente  | S |  |  |  |  |  |  |  |

Los datos en color negro corresponden al total de vehículos y los datos en color azul corresponden a vehículos pesados (en %)





Castilla-La Mancha

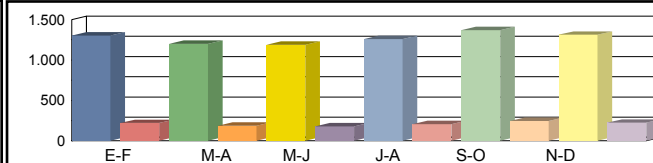
Consejería de Fomento

**Estación:** AB-71  
**Carretera:** CM-412 p.k. 193,00 **Provincia:** ALBACETE  
**Ubicación:** Cortijos del Cura - Riópar  
**Año:** 2024  
**Tipo:** COBERTURA

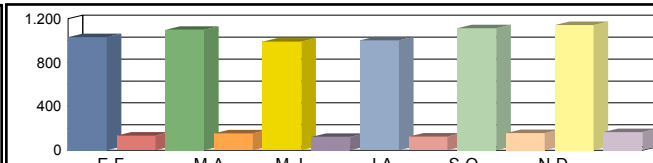
Dirección General de Carreteras

| Ene-Feb | Mar-Abr | May-Jun | Jul-Ago | Sep-Oct | Nov-Dic | IMD |
|---------|---------|---------|---------|---------|---------|-----|
|---------|---------|---------|---------|---------|---------|-----|

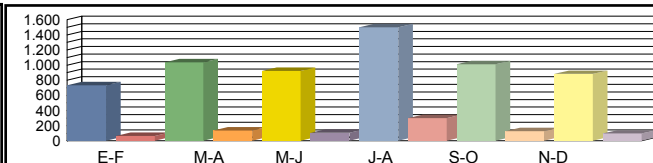
|                |         |              |              |              |              |              |              |              |
|----------------|---------|--------------|--------------|--------------|--------------|--------------|--------------|--------------|
| Media Domingos | 00h-24h | 1.302 14,50% | 1.201 13,37% | 1.187 13,21% | 1.261 14,04% | 1.371 15,27% | 1.313 14,61% | 1.272 14,17% |
|                | 06h-22h | 1.200 12,42% | 1.100 11,38% | 1.111 11,49% | 1.174 12,15% | 1.269 13,13% | 1.211 12,53% | 1.178 12,18% |
|                | 08h-14h | 409 13,07%   | 390 12,45%   | 406 12,95%   | 404 12,91%   | 471 15,03%   | 444 14,17%   | 421 13,43%   |



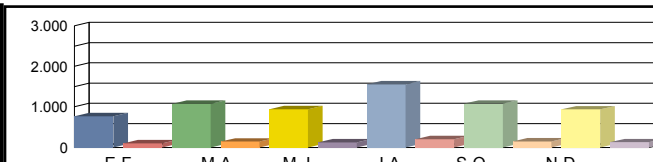
|               |         |              |              |            |              |              |              |              |
|---------------|---------|--------------|--------------|------------|--------------|--------------|--------------|--------------|
| Media Sábados | 00h-24h | 1.031 11,47% | 1.099 12,23% | 990 11,02% | 1.003 11,17% | 1.112 12,37% | 1.142 12,72% | 1.063 11,83% |
|               | 06h-22h | 946 9,79%    | 988 10,22%   | 911 9,42%  | 926 9,58%    | 1.021 10,56% | 1.044 10,80% | 973 10,06%   |
|               | 08h-14h | 396 12,66%   | 394 12,59%   | 361 11,51% | 358 11,44%   | 429 13,70%   | 419 13,38%   | 393 12,55%   |



|                 |         |           |              |            |              |              |           |              |
|-----------------|---------|-----------|--------------|------------|--------------|--------------|-----------|--------------|
| Media Laborales | 00h-24h | 732 8,15% | 1.036 11,53% | 922 10,26% | 1.501 16,71% | 1.012 11,26% | 883 9,83% | 1.014 11,29% |
|                 | 06h-22h | 676 7,00% | 967 10,00%   | 828 8,57%  | 1.324 13,69% | 917 9,49%    | 810 8,38% | 920 9,52%    |
|                 | 08h-14h | 242 7,73% | 363 11,58%   | 303 9,69%  | 534 17,06%   | 345 11,01%   | 299 9,54% | 348 11,10%   |



|              |         |            |              |            |              |              |            |              |
|--------------|---------|------------|--------------|------------|--------------|--------------|------------|--------------|
| Media Diaria | 00h-24h | 764 11,76% | 1.076 11,70% | 942 11,51% | 1.552 11,65% | 1.078 11,99% | 937 11,95% | 1.058 11,76% |
|              | 06h-22h | 709 9,95%  | 1.005 9,86%  | 852 9,76%  | 1.379 9,88%  | 982 10,16%   | 863 10,11% | 965 9,95%    |
|              | 08h-14h | 254 11,54% | 377 11,45%   | 313 11,36% | 550 11,35%   | 375 11,97%   | 320 11,80% | 365 11,58%   |



|              |   |  |  |  |  |  |  |  |
|--------------|---|--|--|--|--|--|--|--|
| Coeficientes | N |  |  |  |  |  |  |  |
|              | L |  |  |  |  |  |  |  |
| Coeficiente  | S |  |  |  |  |  |  |  |

Los datos en color negro corresponden al total de vehículos y los datos en color azul corresponden a vehículos pesados (en %)



Castilla-La Mancha

Consejería de Fomento

Estación: AB-72

Carretera: CM-3217 p.k. 3,50

Provincia: ALBACETE

Ubicación: Elche de la Sierra - Vicorto

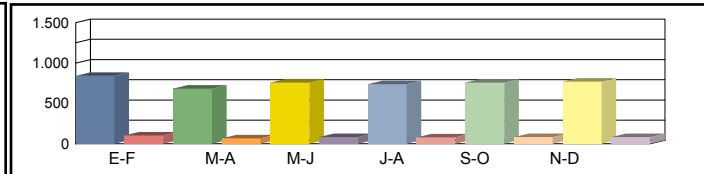
Año: 2024

Tipo: COBERTURA

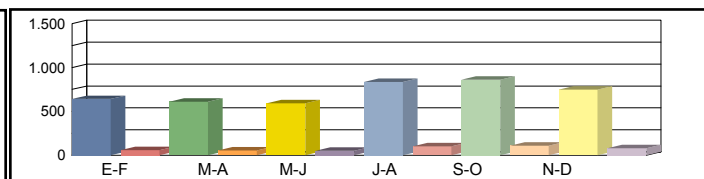
Dirección General de Carreteras

|  | Ene-Feb | Mar-Abr | May-Jun | Jul-Ago | Sep-Oct | Nov-Dic | IMD |
|--|---------|---------|---------|---------|---------|---------|-----|
|--|---------|---------|---------|---------|---------|---------|-----|

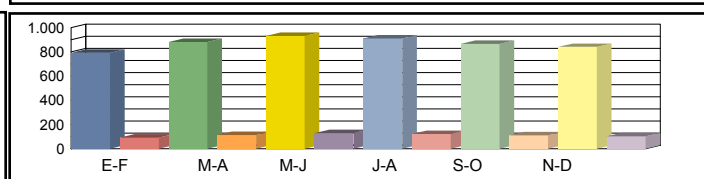
|          |         |            |           |           |           |           |            |           |
|----------|---------|------------|-----------|-----------|-----------|-----------|------------|-----------|
| Media    | 00h-24h | 840 11,00% | 685 8,97% | 760 9,96% | 738 9,67% | 758 9,92% | 769 10,08% | 758 9,93% |
| Domingos | 06h-22h | 758 8,60%  | 572 6,49% | 664 7,54% | 632 7,17% | 680 7,72% | 690 7,83%  | 666 7,56% |
|          | 08h-14h | 165 2,93%  | 254 4,51% | 205 3,63% | 282 5,01% | 261 4,63% | 213 3,78%  | 230 4,08% |



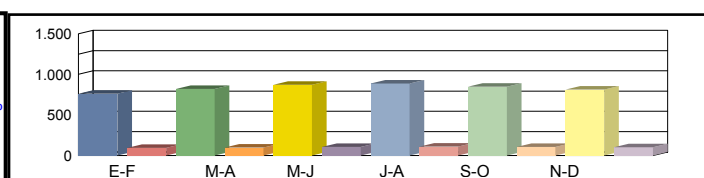
|         |         |           |           |           |            |            |           |           |
|---------|---------|-----------|-----------|-----------|------------|------------|-----------|-----------|
| Media   | 00h-24h | 641 8,40% | 611 8,01% | 592 7,75% | 836 10,95% | 860 11,26% | 749 9,82% | 715 9,36% |
| Sábados | 06h-22h | 561 6,37% | 540 6,13% | 526 5,97% | 746 8,47%  | 764 8,67%  | 658 7,47% | 632 7,18% |
|         | 08h-14h | 290 5,15% | 237 4,21% | 250 4,43% | 371 6,58%  | 371 6,58%  | 326 5,78% | 308 5,46% |



|           |         |            |            |            |            |            |            |            |
|-----------|---------|------------|------------|------------|------------|------------|------------|------------|
| Media     | 00h-24h | 793 10,38% | 882 11,55% | 931 12,19% | 910 11,92% | 865 11,33% | 841 11,02% | 870 11,40% |
| Laborales | 06h-22h | 710 8,06%  | 769 8,73%  | 832 9,45%  | 815 9,25%  | 774 8,79%  | 760 8,63%  | 777 8,82%  |
|           | 08h-14h | 332 5,89%  | 364 6,46%  | 377 6,69%  | 389 6,91%  | 360 6,39%  | 355 6,30%  | 363 6,44%  |



|        |         |            |            |            |            |            |            |            |
|--------|---------|------------|------------|------------|------------|------------|------------|------------|
| Media  | 00h-24h | 760 10,86% | 819 10,52% | 873 10,62% | 887 11,04% | 849 11,12% | 812 10,93% | 833 10,85% |
| Diaria | 06h-22h | 680 8,41%  | 707 8,08%  | 777 8,21%  | 789 8,51%  | 759 8,62%  | 732 8,46%  | 741 8,38%  |
|        | 08h-14h | 297 5,72%  | 331 5,81%  | 337 5,72%  | 379 6,22%  | 347 6,16%  | 329 5,93%  | 337 5,93%  |



|              |   |  |  |  |  |  |  |  |
|--------------|---|--|--|--|--|--|--|--|
| Coeficientes | N |  |  |  |  |  |  |  |
|              | L |  |  |  |  |  |  |  |
| Coeficiente  | S |  |  |  |  |  |  |  |

Los datos en color negro corresponden al total de vehículos y los datos en color azul corresponden a vehículos pesados (en %)



Castilla-La Mancha

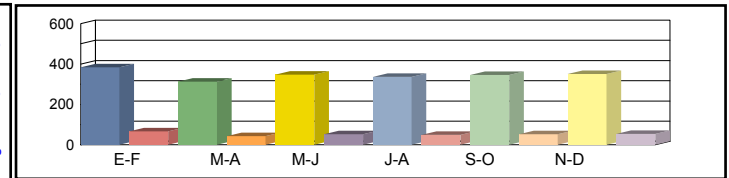
Consejería de Fomento

**Estación:** AB-72a  
**Carretera:** CM-3217 p.k. 13,00 **Provincia:** ALBACETE  
**Ubicación:** Vicorto - Férez  
**Año:** 2024  
**Tipo:** COBERTURA

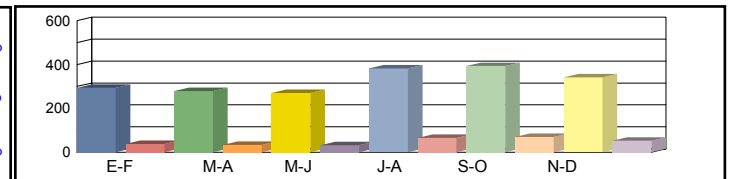
Dirección General de Carreteras

|  | Ene-Feb | Mar-Abr | May-Jun | Jul-Ago | Sep-Oct | Nov-Dic | IMD |
|--|---------|---------|---------|---------|---------|---------|-----|
|--|---------|---------|---------|---------|---------|---------|-----|

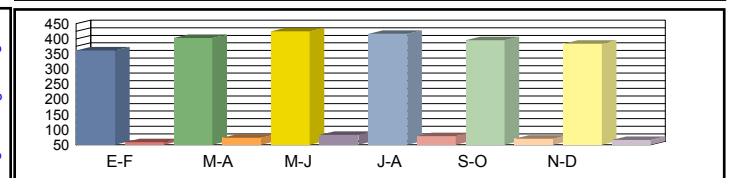
|                |         |            |            |            |            |            |            |            |
|----------------|---------|------------|------------|------------|------------|------------|------------|------------|
| Media Domingos | 00h-24h | 384 14,75% | 313 12,02% | 347 13,35% | 337 12,96% | 346 13,30% | 351 13,51% | 346 13,32% |
|                | 06h-22h | 332 13,29% | 251 10,03% | 291 11,65% | 277 11,08% | 298 11,92% | 302 12,09% | 292 11,68% |
|                | 08h-14h | 65 2,91%   | 100 4,47%  | 81 3,61%   | 111 4,97%  | 103 4,59%  | 84 3,75%   | 91 4,05%   |



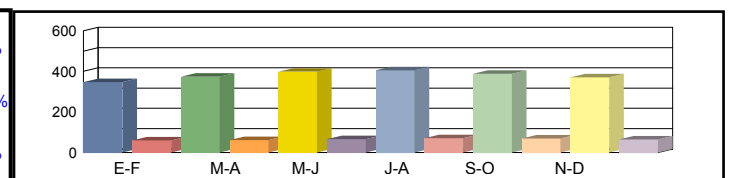
|               |         |            |            |            |            |            |            |            |
|---------------|---------|------------|------------|------------|------------|------------|------------|------------|
| Media Sábados | 00h-24h | 293 11,26% | 279 10,74% | 270 10,40% | 382 14,68% | 393 15,09% | 342 13,16% | 326 12,56% |
|               | 06h-22h | 246 9,84%  | 236 9,46%  | 230 9,21%  | 327 13,08% | 335 13,40% | 288 11,54% | 277 11,09% |
|               | 08h-14h | 114 5,11%  | 94 4,18%   | 99 4,40%   | 146 6,53%  | 146 6,53%  | 129 5,74%  | 121 5,41%  |



|                 |         |            |            |            |            |            |            |            |
|-----------------|---------|------------|------------|------------|------------|------------|------------|------------|
| Media Laborales | 00h-24h | 362 13,92% | 403 15,48% | 425 16,34% | 416 15,98% | 395 15,19% | 384 14,77% | 398 15,28% |
|                 | 06h-22h | 311 12,44% | 337 13,48% | 364 14,59% | 357 14,28% | 339 13,57% | 333 13,33% | 340 13,62% |
|                 | 08h-14h | 131 5,85%  | 144 6,41%  | 149 6,64%  | 154 6,85%  | 142 6,34%  | 140 6,25%  | 143 6,39%  |



|              |         |            |            |            |            |            |            |            |
|--------------|---------|------------|------------|------------|------------|------------|------------|------------|
| Media Diaria | 00h-24h | 347 14,57% | 374 14,10% | 398 14,24% | 405 14,80% | 388 14,91% | 371 14,66% | 380 14,55% |
|              | 06h-22h | 298 13,00% | 310 12,48% | 340 12,67% | 346 13,14% | 333 13,31% | 321 13,07% | 325 12,94% |
|              | 08h-14h | 117 5,67%  | 131 5,76%  | 133 5,67%  | 150 6,17%  | 137 6,12%  | 130 5,88%  | 133 5,88%  |



|              |   |  |  |  |  |  |  |  |
|--------------|---|--|--|--|--|--|--|--|
| Coeficientes | N |  |  |  |  |  |  |  |
|              | L |  |  |  |  |  |  |  |
| Coeficiente  | S |  |  |  |  |  |  |  |

Los datos en color negro corresponden al total de vehículos y los datos en color azul corresponden a vehículos pesados (en %)



Castilla-La Mancha

Consejería de Fomento

Estación: AB-73

Carretera: CM-3225 p.k. 5,00 Provincia: ALBACETE

Ubicación: Int CM-3217( Socovos) - Letur

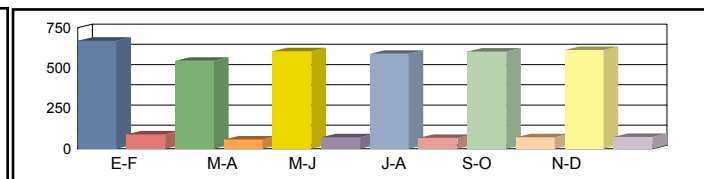
Año: 2024

Tipo: COBERTURA

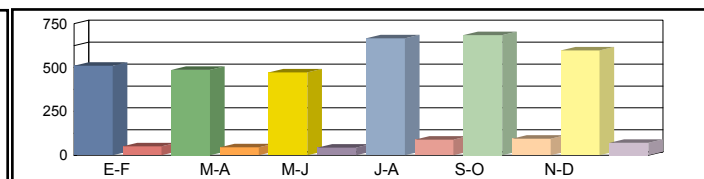
Dirección General de Carreteras

|  | Ene-Feb | Mar-Abr | May-Jun | Jul-Ago | Sep-Oct | Nov-Dic | IMD |
|--|---------|---------|---------|---------|---------|---------|-----|
|--|---------|---------|---------|---------|---------|---------|-----|

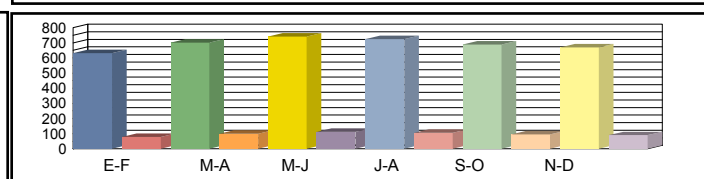
|                |         |                   |                  |                   |                   |                   |                   |                   |
|----------------|---------|-------------------|------------------|-------------------|-------------------|-------------------|-------------------|-------------------|
| Media Domingos | 00h-24h | 669 <b>11,84%</b> | 545 <b>9,65%</b> | 605 <b>10,71%</b> | 588 <b>10,40%</b> | 603 <b>10,68%</b> | 613 <b>10,84%</b> | 604 <b>10,69%</b> |
|                | 06h-22h | 622 <b>9,41%</b>  | 469 <b>7,10%</b> | 545 <b>8,25%</b>  | 519 <b>7,84%</b>  | 558 <b>8,44%</b>  | 566 <b>8,56%</b>  | 546 <b>8,27%</b>  |
|                | 08h-14h | 184 <b>2,17%</b>  | 283 <b>3,34%</b> | 228 <b>2,70%</b>  | 315 <b>3,72%</b>  | 290 <b>3,43%</b>  | 237 <b>2,80%</b>  | 256 <b>3,03%</b>  |



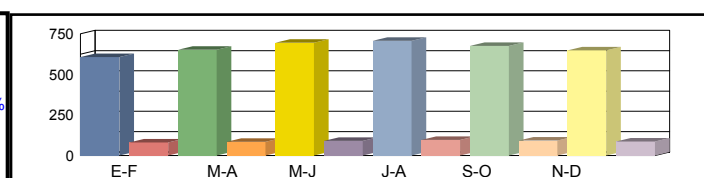
|               |         |                  |                  |                  |                   |                   |                   |                   |
|---------------|---------|------------------|------------------|------------------|-------------------|-------------------|-------------------|-------------------|
| Media Sábados | 00h-24h | 511 <b>9,04%</b> | 487 <b>8,62%</b> | 472 <b>8,35%</b> | 666 <b>11,79%</b> | 685 <b>12,11%</b> | 597 <b>10,56%</b> | 570 <b>10,08%</b> |
|               | 06h-22h | 460 <b>6,97%</b> | 443 <b>6,70%</b> | 431 <b>6,52%</b> | 612 <b>9,26%</b>  | 627 <b>9,48%</b>  | 540 <b>8,17%</b>  | 519 <b>7,85%</b>  |
|               | 08h-14h | 323 <b>3,82%</b> | 264 <b>3,12%</b> | 278 <b>3,29%</b> | 413 <b>4,88%</b>  | 413 <b>4,88%</b>  | 363 <b>4,29%</b>  | 342 <b>4,05%</b>  |



|                 |         |                   |                   |                   |                   |                   |                   |                   |
|-----------------|---------|-------------------|-------------------|-------------------|-------------------|-------------------|-------------------|-------------------|
| Media Laborales | 00h-24h | 632 <b>11,17%</b> | 702 <b>12,43%</b> | 741 <b>13,12%</b> | 725 <b>12,82%</b> | 689 <b>12,19%</b> | 670 <b>11,86%</b> | 693 <b>12,27%</b> |
|                 | 06h-22h | 582 <b>8,81%</b>  | 631 <b>9,54%</b>  | 683 <b>10,33%</b> | 668 <b>10,11%</b> | 635 <b>9,61%</b>  | 624 <b>9,44%</b>  | 637 <b>9,64%</b>  |
|                 | 08h-14h | 370 <b>4,37%</b>  | 405 <b>4,79%</b>  | 420 <b>4,96%</b>  | 434 <b>5,12%</b>  | 401 <b>4,74%</b>  | 396 <b>4,67%</b>  | 404 <b>4,78%</b>  |



|              |         |                   |                   |                   |                   |                   |                   |                          |
|--------------|---------|-------------------|-------------------|-------------------|-------------------|-------------------|-------------------|--------------------------|
| Media Diaria | 00h-24h | 606 <b>11,69%</b> | 652 <b>11,32%</b> | 695 <b>11,43%</b> | 706 <b>11,88%</b> | 676 <b>11,96%</b> | 647 <b>11,77%</b> | <b>664</b> <b>11,67%</b> |
|              | 06h-22h | 557 <b>9,20%</b>  | 580 <b>8,83%</b>  | 638 <b>8,97%</b>  | 647 <b>9,31%</b>  | 623 <b>9,42%</b>  | 601 <b>9,25%</b>  | <b>608</b> <b>9,16%</b>  |
|              | 08h-14h | 331 <b>4,24%</b>  | 368 <b>4,31%</b>  | 376 <b>4,24%</b>  | 422 <b>4,61%</b>  | 387 <b>4,57%</b>  | 368 <b>4,40%</b>  | <b>375</b> <b>4,39%</b>  |



|              |   |  |  |  |  |  |  |  |
|--------------|---|--|--|--|--|--|--|--|
| Coeficientes | N |  |  |  |  |  |  |  |
|              | L |  |  |  |  |  |  |  |
| Coeficiente  | S |  |  |  |  |  |  |  |

Los datos en color negro corresponden al total de vehículos y los datos en color azul corresponden a vehículos pesados (en %)



**Castilla-La Mancha**

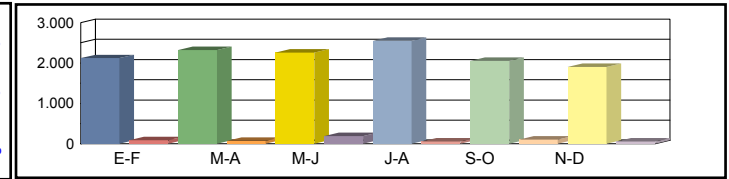
Consejería de Fomento

**Estación:** AB-74  
**Carretera:** CM-3203 p.k. 19,49 **Provincia:** ALBACETE  
**Ubicación:** El Salobral - Peñas de San Pedro  
**Año:** 2024  
**Tipo:** PRIMARIA

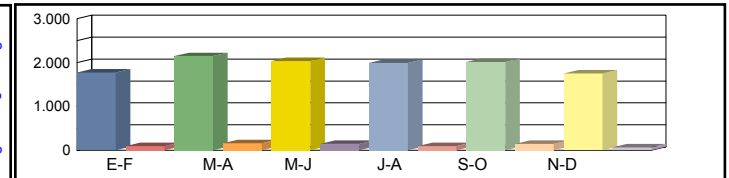
**Dirección General de Carreteras**

| Ene-Feb | Mar-Abr | May-Jun | Jul-Ago | Sep-Oct | Nov-Dic | IMD |
|---------|---------|---------|---------|---------|---------|-----|
|---------|---------|---------|---------|---------|---------|-----|

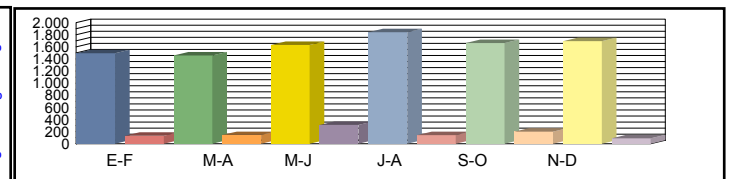
|                  |                    |                    |                    |                    |                    |                    |                    |
|------------------|--------------------|--------------------|--------------------|--------------------|--------------------|--------------------|--------------------|
| Media 00h-24h    | 2.121 <b>4,15%</b> | 2.323 <b>3,10%</b> | 2.256 <b>7,85%</b> | 2.550 <b>2,20%</b> | 2.055 <b>4,91%</b> | 1.902 <b>3,10%</b> | 2.201 <b>4,22%</b> |
| Domingos 06h-22h | 1.943 <b>3,40%</b> | 2.231 <b>2,51%</b> | 2.158 <b>7,60%</b> | 2.119 <b>2,17%</b> | 1.920 <b>4,58%</b> | 1.820 <b>2,25%</b> | 2.032 <b>3,75%</b> |
| 08h-14h          | 942 <b>1,91%</b>   | 600 <b>1,83%</b>   | 949 <b>10,96%</b>  | 673 <b>2,67%</b>   | 789 <b>4,94%</b>   | 817 <b>2,33%</b>   | 795 <b>4,11%</b>   |



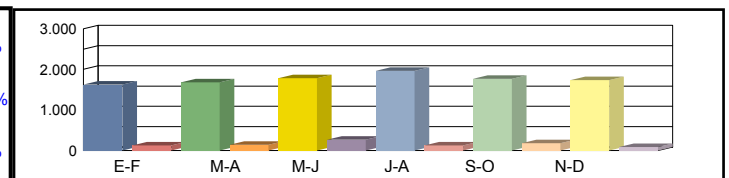
|                 |                    |                    |                    |                    |                    |                    |                    |
|-----------------|--------------------|--------------------|--------------------|--------------------|--------------------|--------------------|--------------------|
| Media 00h-24h   | 1.775 <b>4,90%</b> | 2.147 <b>7,03%</b> | 2.037 <b>6,63%</b> | 1.990 <b>4,42%</b> | 2.015 <b>6,75%</b> | 1.754 <b>3,42%</b> | 1.953 <b>5,53%</b> |
| Sábados 06h-22h | 1.633 <b>4,10%</b> | 2.034 <b>6,49%</b> | 1.907 <b>6,35%</b> | 1.814 <b>3,97%</b> | 1.896 <b>6,07%</b> | 1.710 <b>3,16%</b> | 1.832 <b>5,02%</b> |
| 08h-14h         | 871 <b>5,28%</b>   | 922 <b>6,94%</b>   | 1.031 <b>6,21%</b> | 803 <b>4,23%</b>   | 804 <b>9,58%</b>   | 734 <b>3,13%</b>   | 861 <b>5,90%</b>   |



|                   |                    |                    |                     |                    |                     |                    |                    |
|-------------------|--------------------|--------------------|---------------------|--------------------|---------------------|--------------------|--------------------|
| Media 00h-24h     | 1.495 <b>8,16%</b> | 1.457 <b>9,13%</b> | 1.632 <b>16,12%</b> | 1.843 <b>7,27%</b> | 1.663 <b>10,88%</b> | 1.694 <b>5,02%</b> | 1.631 <b>9,43%</b> |
| Laborales 06h-22h | 1.408 <b>7,53%</b> | 1.358 <b>8,54%</b> | 1.532 <b>16,12%</b> | 1.677 <b>6,62%</b> | 1.574 <b>10,80%</b> | 1.627 <b>4,55%</b> | 1.529 <b>9,03%</b> |
| 08h-14h           | 596 <b>8,05%</b>   | 593 <b>9,95%</b>   | 649 <b>20,03%</b>   | 629 <b>5,56%</b>   | 694 <b>11,53%</b>   | 613 <b>6,04%</b>   | 629 <b>10,19%</b>  |



|                |                    |                    |                     |                    |                    |                    |                           |
|----------------|--------------------|--------------------|---------------------|--------------------|--------------------|--------------------|---------------------------|
| Media 00h-24h  | 1.624 <b>6,90%</b> | 1.679 <b>7,56%</b> | 1.779 <b>13,04%</b> | 1.965 <b>5,90%</b> | 1.769 <b>9,21%</b> | 1.732 <b>4,50%</b> | <b>1.758</b> <b>7,85%</b> |
| Diaria 06h-22h | 1.517 <b>6,26%</b> | 1.580 <b>6,96%</b> | 1.675 <b>12,96%</b> | 1.760 <b>5,45%</b> | 1.669 <b>8,99%</b> | 1.666 <b>3,96%</b> | <b>1.644</b> <b>7,43%</b> |
| 08h-14h        | 684 <b>6,29%</b>   | 641 <b>8,27%</b>   | 747 <b>15,66%</b>   | 661 <b>4,99%</b>   | 724 <b>10,22%</b>  | 660 <b>5,00%</b>   | <b>686</b> <b>8,41%</b>   |



|                |         |         |         |         |         |         |         |
|----------------|---------|---------|---------|---------|---------|---------|---------|
| Coeficientes N | 1,06179 | 1,07290 | 1,06527 | 1,09899 | 1,05654 | 1,04118 |         |
| L              | 1,09097 | 1,11942 | 0,99939 | 0,88497 | 0,98076 | 0,96281 |         |
| Coeficiente S  |         |         |         |         |         |         | 1,07813 |

Los datos en color negro corresponden al total de vehículos y los datos en color azul corresponden a vehículos pesados (en %)



Castilla-La Mancha

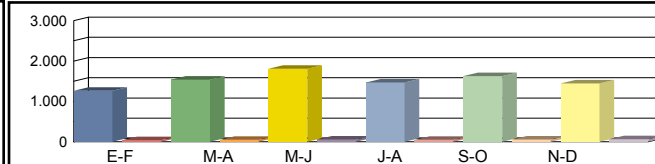
Consejería de Fomento

**Estación:** AB-75  
**Carretera:** CM-3203 p.k. 36,30 **Provincia:** ALBACETE  
**Ubicación:** Peñas de San Pedro - Alcadozo  
**Año:** 2024  
**Tipo:** PRIMARIA

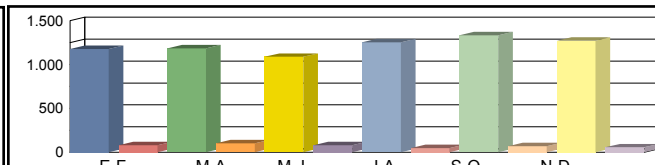
Dirección General de Carreteras

| Ene-Feb | Mar-Abr | May-Jun | Jul-Ago | Sep-Oct | Nov-Dic | IMD |
|---------|---------|---------|---------|---------|---------|-----|
|---------|---------|---------|---------|---------|---------|-----|

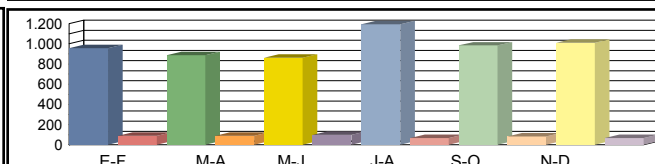
|                |         |                    |                    |                    |                    |                    |                    |                    |
|----------------|---------|--------------------|--------------------|--------------------|--------------------|--------------------|--------------------|--------------------|
| Media Domingos | 00h-24h | 1.263 <b>3,17%</b> | 1.543 <b>3,11%</b> | 1.813 <b>3,25%</b> | 1.468 <b>3,27%</b> | 1.625 <b>3,38%</b> | 1.447 <b>4,49%</b> | 1.526 <b>3,45%</b> |
|                | 06h-22h | 1.173 <b>2,56%</b> | 1.487 <b>2,42%</b> | 1.717 <b>2,27%</b> | 1.270 <b>2,99%</b> | 1.560 <b>2,31%</b> | 1.368 <b>3,65%</b> | 1.429 <b>2,70%</b> |
|                | 08h-14h | 454 <b>2,86%</b>   | 426 <b>4,23%</b>   | 461 <b>3,47%</b>   | 528 <b>3,60%</b>   | 465 <b>3,01%</b>   | 609 <b>4,11%</b>   | 490 <b>3,55%</b>   |



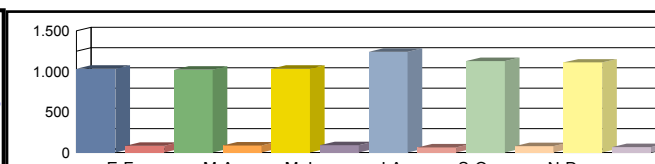
|               |         |                    |                    |                    |                    |                    |                    |                    |
|---------------|---------|--------------------|--------------------|--------------------|--------------------|--------------------|--------------------|--------------------|
| Media Sábados | 00h-24h | 1.178 <b>6,37%</b> | 1.183 <b>7,86%</b> | 1.088 <b>6,89%</b> | 1.254 <b>3,67%</b> | 1.334 <b>4,87%</b> | 1.272 <b>4,25%</b> | 1.218 <b>5,65%</b> |
|               | 06h-22h | 1.073 <b>4,38%</b> | 1.117 <b>6,18%</b> | 1.014 <b>5,52%</b> | 1.168 <b>2,57%</b> | 1.277 <b>4,46%</b> | 1.200 <b>3,83%</b> | 1.142 <b>4,49%</b> |
|               | 08h-14h | 580 <b>3,28%</b>   | 518 <b>6,18%</b>   | 543 <b>4,97%</b>   | 585 <b>1,20%</b>   | 370 <b>4,59%</b>   | 498 <b>4,42%</b>   | 516 <b>4,11%</b>   |



|                 |         |                  |                  |                   |                    |                  |                    |                  |
|-----------------|---------|------------------|------------------|-------------------|--------------------|------------------|--------------------|------------------|
| Media Laborales | 00h-24h | 957 <b>8,67%</b> | 887 <b>9,24%</b> | 864 <b>10,30%</b> | 1.194 <b>5,44%</b> | 984 <b>7,83%</b> | 1.010 <b>6,14%</b> | 983 <b>7,94%</b> |
|                 | 06h-22h | 867 <b>7,73%</b> | 820 <b>8,54%</b> | 801 <b>8,61%</b>  | 1.115 <b>4,75%</b> | 904 <b>6,53%</b> | 928 <b>4,85%</b>   | 906 <b>6,83%</b> |
|                 | 08h-14h | 341 <b>7,04%</b> | 365 <b>9,04%</b> | 344 <b>8,43%</b>  | 437 <b>5,03%</b>   | 387 <b>5,17%</b> | 437 <b>5,03%</b>   | 385 <b>6,62%</b> |



|              |         |                    |                    |                    |                    |                    |                    |                           |
|--------------|---------|--------------------|--------------------|--------------------|--------------------|--------------------|--------------------|---------------------------|
| Media Diaria | 00h-24h | 1.032 <b>7,36%</b> | 1.022 <b>7,63%</b> | 1.032 <b>8,04%</b> | 1.242 <b>4,83%</b> | 1.125 <b>6,40%</b> | 1.109 <b>5,50%</b> | <b>1.094</b> <b>6,63%</b> |
|              | 06h-22h | 940 <b>6,28%</b>   | 958 <b>6,78%</b>   | 963 <b>6,54%</b>   | 1.145 <b>4,19%</b> | 1.052 <b>5,32%</b> | 1.030 <b>4,47%</b> | <b>1.015</b> <b>5,60%</b> |
|              | 08h-14h | 392 <b>5,61%</b>   | 396 <b>7,83%</b>   | 389 <b>6,94%</b>   | 471 <b>4,03%</b>   | 396 <b>4,80%</b>   | 470 <b>4,68%</b>   | <b>419</b> <b>5,65%</b>   |



|              |   |         |         |         |         |         |         |         |
|--------------|---|---------|---------|---------|---------|---------|---------|---------|
| Coeficientes | N | 1,10381 | 1,08171 | 1,07865 | 1,07085 | 1,08850 | 1,08836 |         |
|              | L | 1,02717 | 1,10823 | 1,13773 | 0,82328 | 0,99898 | 0,97327 |         |
| Coeficiente  | S |         |         |         |         |         |         | 1,11306 |

Los datos en color negro corresponden al total de vehículos y los datos en color azul corresponden a vehículos pesados (en %)



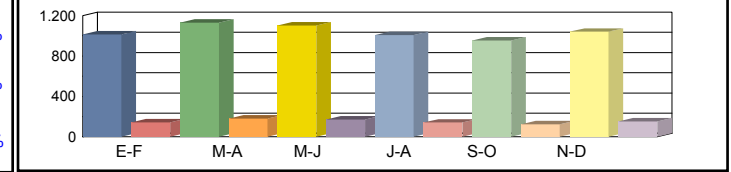
Castilla-La Mancha

Consejería de Fomento

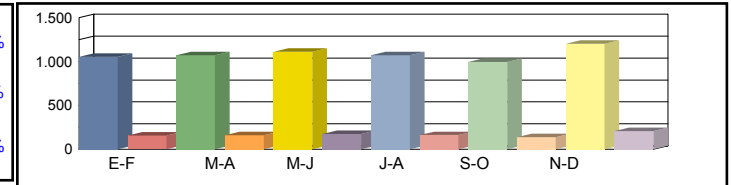
**Estación:** AB-76  
**Carretera:** CM-313 p.k. 120,00 **Provincia:** ALBACETE  
**Ubicación:** Pozohondo - Nava de Abajo  
**Año:** 2024  
**Tipo:** COBERTURA

Dirección General de Carreteras

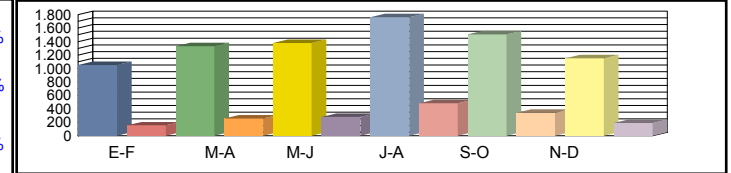
|  | Ene-Feb | Mar-Abr | May-Jun | Jul-Ago | Sep-Oct | Nov-Dic | IMD |
|--|---------|---------|---------|---------|---------|---------|-----|
|--|---------|---------|---------|---------|---------|---------|-----|



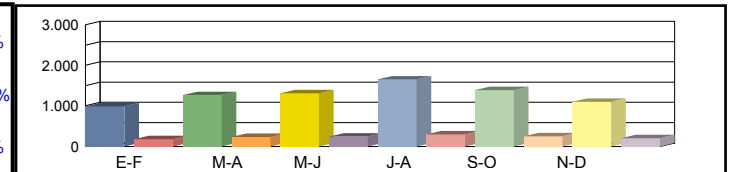
|                |         |              |              |              |              |            |              |              |
|----------------|---------|--------------|--------------|--------------|--------------|------------|--------------|--------------|
| Media Domingos | 00h-24h | 1.013 12,37% | 1.131 13,81% | 1.101 13,44% | 1.009 12,33% | 953 11,63% | 1.041 12,71% | 1.041 12,71% |
|                | 06h-22h | 956 11,36%   | 1.115 13,25% | 1.128 13,41% | 1.056 12,55% | 977 11,61% | 980 11,65%   | 1.035 12,31% |
|                | 08h-14h | 426 7,51%    | 485 8,55%    | 507 8,93%    | 448 7,90%    | 415 7,31%  | 431 7,60%    | 452 7,97%    |



|               |         |              |              |              |              |            |              |              |
|---------------|---------|--------------|--------------|--------------|--------------|------------|--------------|--------------|
| Media Sábados | 00h-24h | 1.052 12,85% | 1.072 13,09% | 1.112 13,59% | 1.072 13,09% | 996 12,17% | 1.204 14,70% | 1.085 13,25% |
|               | 06h-22h | 972 11,56%   | 997 11,85%   | 1.035 12,30% | 996 11,84%   | 938 11,15% | 1.122 13,33% | 1.010 12,00% |
|               | 08h-14h | 543 9,57%    | 566 9,98%    | 584 10,29%   | 548 9,65%    | 512 9,03%  | 601 10,59%   | 559 9,85%    |



|                 |         |              |              |              |              |              |              |              |
|-----------------|---------|--------------|--------------|--------------|--------------|--------------|--------------|--------------|
| Media Laborales | 00h-24h | 1.053 12,86% | 1.333 16,28% | 1.378 16,83% | 1.762 21,52% | 1.508 18,41% | 1.154 14,09% | 1.365 16,67% |
|                 | 06h-22h | 1.082 12,87% | 1.261 14,99% | 1.260 14,98% | 1.556 18,50% | 1.361 16,18% | 1.187 14,11% | 1.284 15,27% |
|                 | 08h-14h | 507 8,94%    | 612 10,78%   | 598 10,54%   | 808 14,23%   | 669 11,79%   | 569 10,02%   | 627 11,05%   |



|              |         |              |              |              |              |              |              |              |
|--------------|---------|--------------|--------------|--------------|--------------|--------------|--------------|--------------|
| Media Diaria | 00h-24h | 985 15,23%   | 1.267 15,47% | 1.311 15,49% | 1.652 15,26% | 1.392 15,03% | 1.102 15,54% | 1.285 15,34% |
|              | 06h-22h | 1.009 13,98% | 1.202 14,29% | 1.209 14,38% | 1.473 14,19% | 1.267 13,96% | 1.131 14,27% | 1.215 14,18% |
|              | 08h-14h | 477 10,14%   | 587 10,35%   | 579 10,45%   | 765 10,21%   | 623 10,04%   | 544 10,30%   | 596 10,25%   |

|              |   |  |  |  |  |  |  |
|--------------|---|--|--|--|--|--|--|
| Coeficientes | N |  |  |  |  |  |  |
|              | L |  |  |  |  |  |  |
| Coeficiente  | S |  |  |  |  |  |  |

Los datos en color negro corresponden al total de vehículos y los datos en color azul corresponden a vehículos pesados (en %)



Castilla-La Mancha

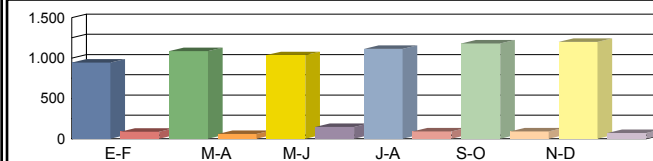
Consejería de Fomento

**Estación:** AB-77  
**Carretera:** CM-3212 p.k. 3,30 **Provincia:** ALBACETE  
**Ubicación:** Enlace A-301 - Límite Provincia con Murcia  
**Año:** 2024  
**Tipo:** PRIMARIA

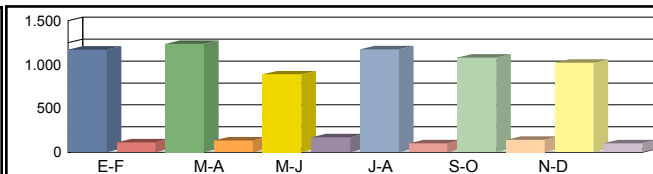
Dirección General de Carreteras

|  | Ene-Feb | Mar-Abr | May-Jun | Jul-Ago | Sep-Oct | Nov-Dic | IMD |
|--|---------|---------|---------|---------|---------|---------|-----|
|--|---------|---------|---------|---------|---------|---------|-----|

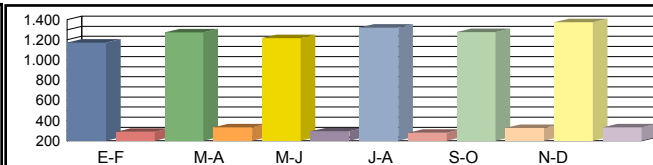
|                |         |                   |                    |                     |                    |                    |                    |                    |
|----------------|---------|-------------------|--------------------|---------------------|--------------------|--------------------|--------------------|--------------------|
| Media Domingos | 00h-24h | 944 <b>8,47%</b>  | 1.086 <b>5,43%</b> | 1.037 <b>12,34%</b> | 1.114 <b>7,63%</b> | 1.180 <b>7,20%</b> | 1.202 <b>5,82%</b> | 1.094 <b>7,82%</b> |
|                | 06h-22h | 814 <b>7,00%</b>  | 922 <b>4,66%</b>   | 855 <b>11,46%</b>   | 978 <b>6,54%</b>   | 1.040 <b>5,96%</b> | 1.101 <b>4,18%</b> | 952 <b>6,64%</b>   |
|                | 08h-14h | 151 <b>13,25%</b> | 317 <b>5,68%</b>   | 303 <b>14,85%</b>   | 310 <b>6,77%</b>   | 320 <b>9,38%</b>   | 244 <b>3,28%</b>   | 274 <b>8,87%</b>   |



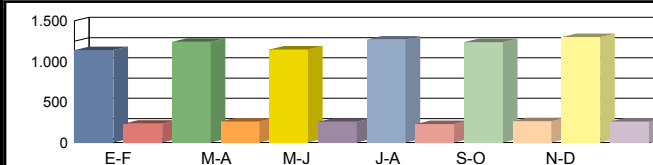
|               |         |                    |                    |                   |                    |                     |                    |                     |
|---------------|---------|--------------------|--------------------|-------------------|--------------------|---------------------|--------------------|---------------------|
| Media Sábados | 00h-24h | 1.170 <b>8,72%</b> | 1.236 <b>9,79%</b> | 888 <b>16,10%</b> | 1.172 <b>8,02%</b> | 1.080 <b>11,67%</b> | 1.021 <b>9,11%</b> | 1.094 <b>10,57%</b> |
|               | 06h-22h | 1.065 <b>7,23%</b> | 1.132 <b>8,57%</b> | 785 <b>16,43%</b> | 1.048 <b>6,49%</b> | 970 <b>9,28%</b>    | 894 <b>7,49%</b>   | 982 <b>9,25%</b>    |
|               | 08h-14h | 592 <b>6,08%</b>   | 499 <b>5,81%</b>   | 269 <b>16,36%</b> | 604 <b>6,95%</b>   | 461 <b>9,54%</b>    | 394 <b>8,88%</b>   | 470 <b>8,94%</b>    |



|                 |         |                     |                     |                     |                     |                     |                     |                     |
|-----------------|---------|---------------------|---------------------|---------------------|---------------------|---------------------|---------------------|---------------------|
| Media Laborales | 00h-24h | 1.172 <b>19,88%</b> | 1.275 <b>20,71%</b> | 1.217 <b>19,47%</b> | 1.321 <b>17,56%</b> | 1.276 <b>20,45%</b> | 1.375 <b>19,56%</b> | 1.273 <b>19,61%</b> |
|                 | 06h-22h | 1.087 <b>18,95%</b> | 1.154 <b>20,45%</b> | 1.074 <b>19,55%</b> | 1.181 <b>17,78%</b> | 1.155 <b>20,87%</b> | 1.246 <b>20,14%</b> | 1.150 <b>19,62%</b> |
|                 | 08h-14h | 472 <b>19,07%</b>   | 465 <b>24,52%</b>   | 419 <b>19,57%</b>   | 504 <b>19,44%</b>   | 500 <b>23,40%</b>   | 511 <b>25,83%</b>   | 478 <b>21,97%</b>   |



|              |         |                     |                     |                     |                     |                     |                     |                     |
|--------------|---------|---------------------|---------------------|---------------------|---------------------|---------------------|---------------------|---------------------|
| Media Diaria | 00h-24h | 1.139 <b>16,86%</b> | 1.242 <b>17,23%</b> | 1.145 <b>18,17%</b> | 1.270 <b>15,04%</b> | 1.235 <b>17,57%</b> | 1.300 <b>16,54%</b> | <b>1.222 16,90%</b> |
|              | 06h-22h | 1.045 <b>15,89%</b> | 1.118 <b>16,91%</b> | 1.001 <b>18,18%</b> | 1.133 <b>14,92%</b> | 1.112 <b>17,45%</b> | 1.174 <b>16,61%</b> | <b>1.097 16,66%</b> |
|              | 08h-14h | 443 <b>16,25%</b>   | 449 <b>19,60%</b>   | 381 <b>18,64%</b>   | 490 <b>16,12%</b>   | 468 <b>20,09%</b>   | 456 <b>21,93%</b>   | <b>448 18,77%</b>   |



|              |   |         |         |         |         |         |         |         |
|--------------|---|---------|---------|---------|---------|---------|---------|---------|
| Coeficientes | N | 1,07820 | 1,10485 | 1,13315 | 1,11854 | 1,10476 | 1,10353 |         |
|              | L | 1,08618 | 0,99843 | 1,04601 | 0,96366 | 0,99765 | 0,92582 |         |
| Coeficiente  | S |         |         |         |         |         |         | 0,95982 |

Los datos en color negro corresponden al total de vehículos y los datos en color azul corresponden a vehículos pesados (en %)





Castilla-La Mancha

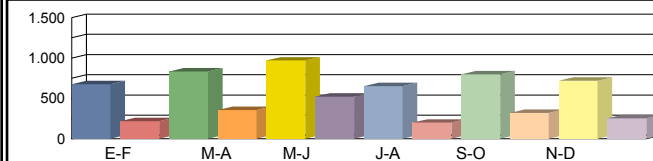
Consejería de Fomento

**Estación:** AB-78  
**Carretera:** CM-3250 p.k. 3,00 **Provincia:** ALBACETE  
**Ubicación:** Cancarix - Límite Provincia con Murcia  
**Año:** 2024  
**Tipo:** COBERTURA

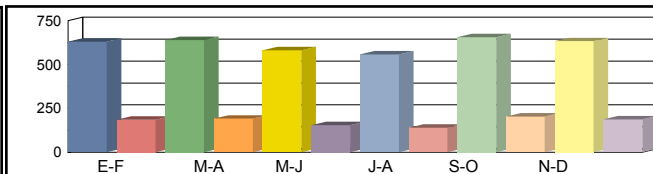
Dirección General de Carreteras

|  | Ene-Feb | Mar-Abr | May-Jun | Jul-Ago | Sep-Oct | Nov-Dic | IMD |
|--|---------|---------|---------|---------|---------|---------|-----|
|--|---------|---------|---------|---------|---------|---------|-----|

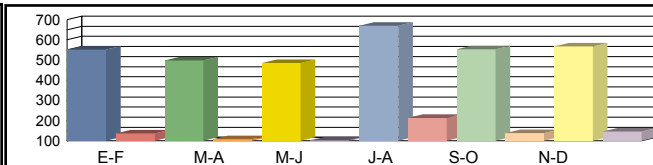
|                |         |            |            |            |            |            |            |            |
|----------------|---------|------------|------------|------------|------------|------------|------------|------------|
| Media Domingos | 00h-24h | 676 24,39% | 833 30,09% | 970 35,01% | 652 23,55% | 797 28,78% | 720 26,00% | 775 27,97% |
|                | 06h-22h | 528 25,67% | 657 31,92% | 754 36,67% | 469 22,81% | 627 30,50% | 562 27,32% | 600 29,15% |
|                | 08h-14h | 189 24,16% | 175 22,44% | 193 24,72% | 183 23,38% | 191 24,49% | 211 27,03% | 190 24,37% |



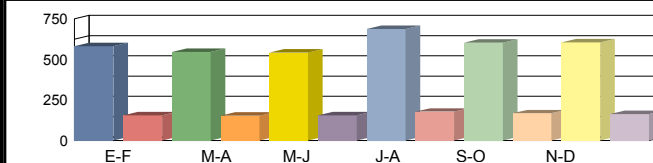
|               |         |            |            |            |            |            |            |            |
|---------------|---------|------------|------------|------------|------------|------------|------------|------------|
| Media Sábados | 00h-24h | 630 22,75% | 639 23,07% | 582 21,01% | 557 20,12% | 655 23,63% | 633 22,86% | 616 22,24% |
|               | 06h-22h | 483 23,48% | 493 23,98% | 445 21,66% | 431 20,98% | 513 24,97% | 493 23,96% | 476 23,17% |
|               | 08h-14h | 241 30,86% | 213 27,29% | 228 29,12% | 202 25,91% | 152 19,49% | 173 22,10% | 202 25,79% |



|                 |         |            |            |            |            |            |            |            |
|-----------------|---------|------------|------------|------------|------------|------------|------------|------------|
| Media Laborales | 00h-24h | 552 19,93% | 498 17,98% | 485 17,52% | 670 24,20% | 553 19,95% | 567 20,47% | 554 20,01% |
|                 | 06h-22h | 423 20,57% | 383 18,62% | 374 18,18% | 521 25,31% | 422 20,52% | 433 21,07% | 426 20,71% |
|                 | 08h-14h | 163 20,86% | 155 19,78% | 146 18,64% | 185 23,68% | 164 20,97% | 185 23,68% | 166 21,27% |



|              |         |            |            |            |            |            |            |            |
|--------------|---------|------------|------------|------------|------------|------------|------------|------------|
| Media Diaria | 00h-24h | 581 20,97% | 545 21,83% | 541 22,24% | 688 20,47% | 603 21,72% | 604 21,21% | 594 21,41% |
|              | 06h-22h | 447 21,71% | 422 22,68% | 419 23,02% | 531 20,95% | 464 22,61% | 464 22,02% | 458 22,17% |
|              | 08h-14h | 178 22,76% | 163 22,00% | 158 22,59% | 195 21,94% | 167 21,18% | 194 21,92% | 176 22,07% |



|              |   |  |  |  |  |  |  |  |
|--------------|---|--|--|--|--|--|--|--|
| Coeficientes | N |  |  |  |  |  |  |  |
|              | L |  |  |  |  |  |  |  |
| Coeficiente  | S |  |  |  |  |  |  |  |

Los datos en color negro corresponden al total de vehículos y los datos en color azul corresponden a vehículos pesados (en %)



Castilla-La Mancha

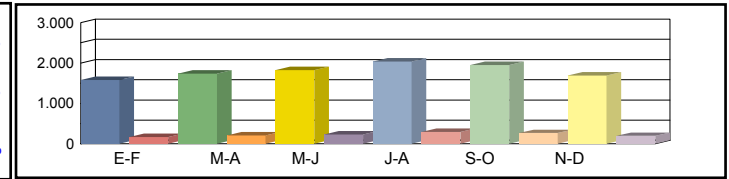
Consejería de Fomento

**Estación:** AB-79  
**Carretera:** CM-412 p.k. 304,00 **Provincia:** ALBACETE  
**Ubicación:** Ontur - Fuente Álamo  
**Año:** 2024  
**Tipo:** COBERTURA

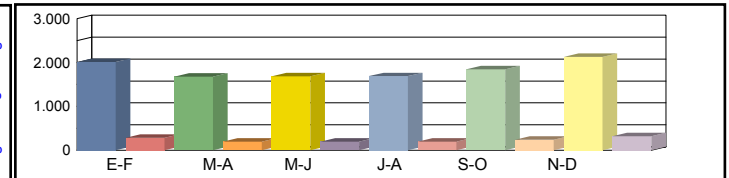
Dirección General de Carreteras

| Ene-Feb | Mar-Abr | May-Jun | Jul-Ago | Sep-Oct | Nov-Dic | IMD |
|---------|---------|---------|---------|---------|---------|-----|
|---------|---------|---------|---------|---------|---------|-----|

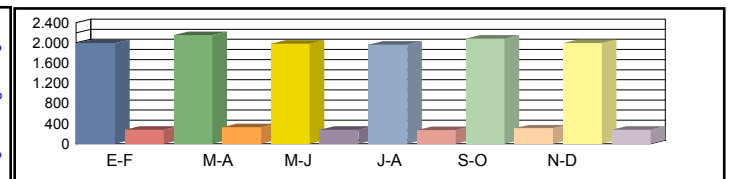
|          |         |             |              |              |              |              |              |              |
|----------|---------|-------------|--------------|--------------|--------------|--------------|--------------|--------------|
| Media    | 00h-24h | 1.580 9,74% | 1.737 10,71% | 1.826 11,26% | 2.040 12,58% | 1.954 12,05% | 1.692 10,44% | 1.805 11,13% |
| Domingos | 06h-22h | 1.418 9,65% | 1.492 10,15% | 1.607 10,94% | 1.739 11,84% | 1.748 11,90% | 1.513 10,30% | 1.586 10,80% |
|          | 08h-14h | 341 10,11%  | 414 12,28%   | 498 14,75%   | 752 22,27%   | 542 16,06%   | 271 8,01%    | 470 13,91%   |



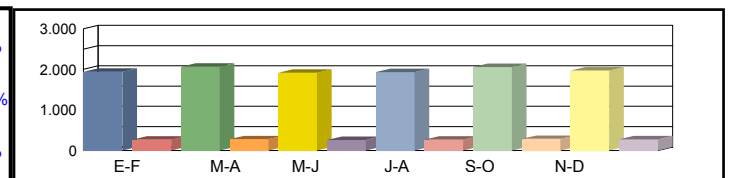
|         |         |              |              |              |              |              |              |              |
|---------|---------|--------------|--------------|--------------|--------------|--------------|--------------|--------------|
| Media   | 00h-24h | 2.013 12,42% | 1.679 10,36% | 1.685 10,39% | 1.689 10,42% | 1.845 11,38% | 2.127 13,12% | 1.840 11,35% |
| Sábados | 06h-22h | 1.781 12,12% | 1.508 10,27% | 1.509 10,27% | 1.484 10,10% | 1.672 11,38% | 1.896 12,90% | 1.642 11,17% |
|         | 08h-14h | 649 19,23%   | 612 18,14%   | 619 18,33%   | 652 19,33%   | 775 22,96%   | 795 23,56%   | 684 20,26%   |



|           |         |              |              |              |              |              |              |              |
|-----------|---------|--------------|--------------|--------------|--------------|--------------|--------------|--------------|
| Media     | 00h-24h | 1.993 12,29% | 2.154 13,29% | 1.986 12,25% | 1.964 12,11% | 2.087 12,87% | 1.996 12,31% | 2.030 12,52% |
| Laborales | 06h-22h | 1.802 12,26% | 1.969 13,40% | 1.768 12,03% | 1.762 11,99% | 1.890 12,86% | 1.821 12,40% | 1.835 12,49% |
|           | 08h-14h | 670 19,85%   | 742 21,98%   | 644 19,09%   | 633 18,76%   | 688 20,38%   | 707 20,94%   | 681 20,17%   |



|        |         |              |              |              |              |              |              |                     |
|--------|---------|--------------|--------------|--------------|--------------|--------------|--------------|---------------------|
| Media  | 00h-24h | 1.937 11,95% | 2.066 11,79% | 1.918 11,87% | 1.928 12,07% | 2.059 12,13% | 1.972 12,15% | <b>1.980 11,99%</b> |
| Diaria | 06h-22h | 1.744 11,87% | 1.875 11,68% | 1.700 11,79% | 1.709 11,89% | 1.862 12,09% | 1.793 12,07% | <b>1.780 11,90%</b> |
|        | 08h-14h | 620 18,37%   | 692 18,52%   | 613 18,90%   | 642 20,12%   | 685 19,75%   | 666 18,69%   | <b>653 19,06%</b>   |



|              |   |  |  |  |  |  |  |  |
|--------------|---|--|--|--|--|--|--|--|
| Coeficientes | N |  |  |  |  |  |  |  |
|              | L |  |  |  |  |  |  |  |
| Coeficiente  | S |  |  |  |  |  |  |  |

Los datos en color negro corresponden al total de vehículos y los datos en color azul corresponden a vehículos pesados (en %)



**Castilla-La Mancha**

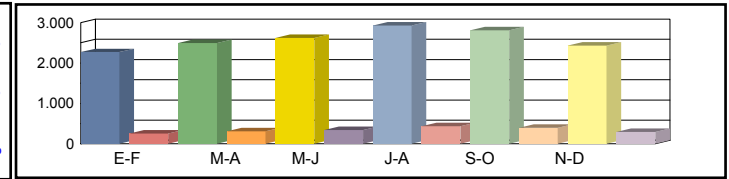
Consejería de Fomento

**Estación:** AB-8  
**Carretera:** CM-412 p.k. 242,00 **Provincia:** ALBACETE  
**Ubicación:** Elche de la Sierra - Cobatillas  
**Año:** 2024  
**Tipo:** COBERTURA

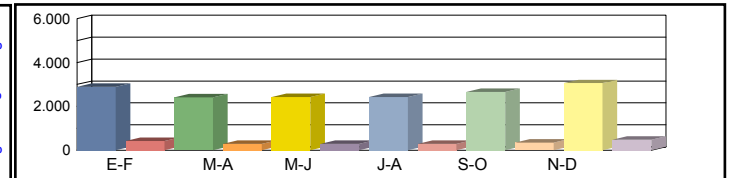
**Dirección General de Carreteras**

| Ene-Feb | Mar-Abr | May-Jun | Jul-Ago | Sep-Oct | Nov-Dic | IMD |
|---------|---------|---------|---------|---------|---------|-----|
|---------|---------|---------|---------|---------|---------|-----|

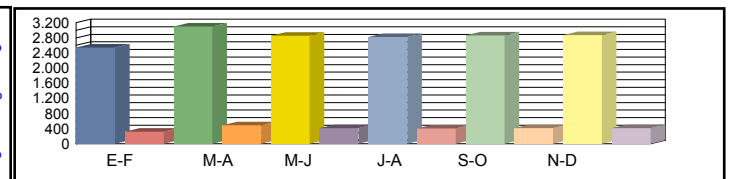
|          |         |              |              |              |              |              |              |              |
|----------|---------|--------------|--------------|--------------|--------------|--------------|--------------|--------------|
| Media    | 00h-24h | 2.271 10,07% | 2.497 11,07% | 2.625 11,64% | 2.933 13,00% | 2.808 12,45% | 2.433 10,79% | 2.594 11,51% |
| Domingos | 06h-22h | 2.156 9,02%  | 2.268 9,49%  | 2.444 10,22% | 2.645 11,06% | 2.658 11,12% | 2.300 9,62%  | 2.412 10,09% |
|          | 08h-14h | 714 4,83%    | 867 5,87%    | 1.042 7,05%  | 1.573 10,64% | 1.134 7,67%  | 566 3,83%    | 983 6,65%    |



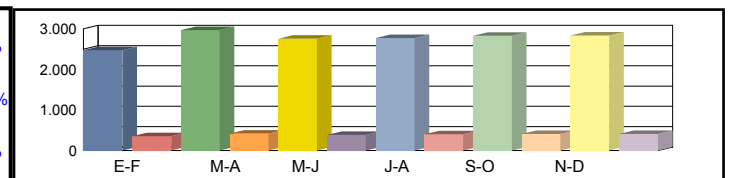
|         |         |              |              |              |              |              |              |              |
|---------|---------|--------------|--------------|--------------|--------------|--------------|--------------|--------------|
| Media   | 00h-24h | 2.894 12,83% | 2.414 10,71% | 2.422 10,74% | 2.428 10,77% | 2.653 11,76% | 3.058 13,56% | 2.645 11,73% |
| Sábados | 06h-22h | 2.708 11,32% | 2.293 9,59%  | 2.294 9,60%  | 2.256 9,44%  | 2.542 10,63% | 2.883 12,06% | 2.496 10,44% |
|         | 08h-14h | 1.358 9,19%  | 1.281 8,67%  | 1.294 8,76%  | 1.365 9,24%  | 1.621 10,97% | 1.664 11,26% | 1.430 9,68%  |



|           |         |              |              |              |              |              |              |              |
|-----------|---------|--------------|--------------|--------------|--------------|--------------|--------------|--------------|
| Media     | 00h-24h | 2.544 11,28% | 3.096 13,73% | 2.855 12,66% | 2.823 12,52% | 2.865 12,71% | 2.870 12,73% | 2.842 12,60% |
| Laborales | 06h-22h | 2.437 10,19% | 2.995 12,52% | 2.688 11,24% | 2.680 11,21% | 2.740 11,46% | 2.769 11,58% | 2.718 11,37% |
|           | 08h-14h | 1.263 8,55%  | 1.552 10,50% | 1.349 9,12%  | 1.325 8,96%  | 1.402 9,49%  | 1.479 10,01% | 1.395 9,44%  |



|        |         |              |              |              |              |              |              |                     |
|--------|---------|--------------|--------------|--------------|--------------|--------------|--------------|---------------------|
| Media  | 00h-24h | 2.472 12,35% | 2.970 12,19% | 2.758 12,27% | 2.771 12,47% | 2.827 12,53% | 2.836 12,55% | <b>2.772 12,39%</b> |
| Diaria | 06h-22h | 2.359 11,09% | 2.852 10,91% | 2.584 11,02% | 2.599 11,11% | 2.700 11,29% | 2.726 11,28% | <b>2.637 11,12%</b> |
|        | 08h-14h | 1.169 8,78%  | 1.448 8,85%  | 1.285 9,03%  | 1.343 9,62%  | 1.395 9,44%  | 1.392 8,93%  | <b>1.339 9,11%</b>  |



|              |   |  |  |  |  |  |  |  |
|--------------|---|--|--|--|--|--|--|--|
| Coeficientes | N |  |  |  |  |  |  |  |
|              | L |  |  |  |  |  |  |  |
| Coeficiente  | S |  |  |  |  |  |  |  |

Los datos en color negro corresponden al total de vehículos y los datos en color azul corresponden a vehículos pesados (en %)



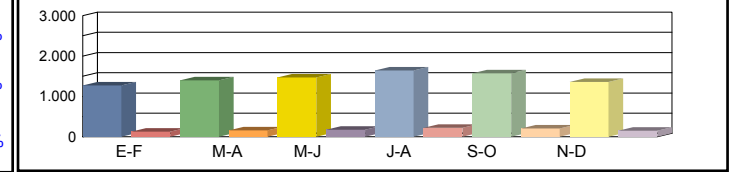
Castilla-La Mancha

Consejería de Fomento

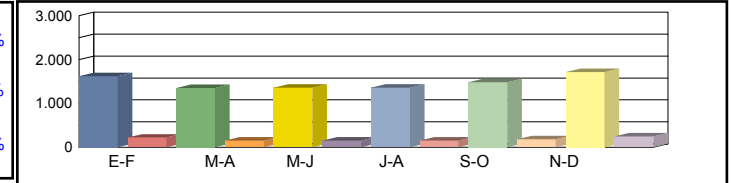
**Estación:** AB-80  
**Carretera:** CM-3211 p.k. 35,00 **Provincia:** ALBACETE  
**Ubicación:** Las Anorias - Fuente Álamo  
**Año:** 2024  
**Tipo:** COBERTURA

Dirección General de Carreteras

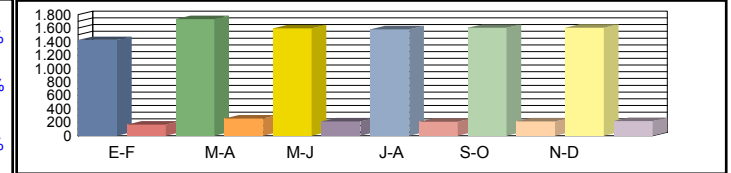
|  | Ene-Feb | Mar-Abr | May-Jun | Jul-Ago | Sep-Oct | Nov-Dic | IMD |
|--|---------|---------|---------|---------|---------|---------|-----|
|--|---------|---------|---------|---------|---------|---------|-----|



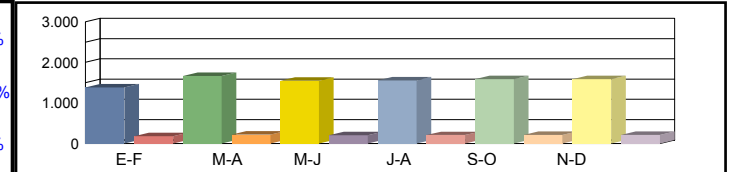
|                  |       |       |       |        |       |        |       |        |       |        |       |        |       |        |
|------------------|-------|-------|-------|--------|-------|--------|-------|--------|-------|--------|-------|--------|-------|--------|
| Media 00h-24h    | 1.271 | 9,44% | 1.398 | 10,38% | 1.470 | 10,91% | 1.642 | 12,19% | 1.572 | 11,67% | 1.362 | 10,11% | 1.452 | 10,78% |
| Domingos 06h-22h | 1.194 | 8,61% | 1.256 | 9,06%  | 1.353 | 9,76%  | 1.464 | 10,56% | 1.472 | 10,61% | 1.273 | 9,19%  | 1.335 | 9,63%  |
| 08h-14h          | 260   | 5,99% | 315   | 7,28%  | 379   | 8,74%  | 572   | 13,20% | 413   | 9,52%  | 206   | 4,75%  | 358   | 8,25%  |



|               |       |        |       |        |       |        |       |        |       |        |       |        |       |        |
|---------------|-------|--------|-------|--------|-------|--------|-------|--------|-------|--------|-------|--------|-------|--------|
| Media 00h-24h | 1.620 | 12,03% | 1.352 | 10,03% | 1.356 | 10,07% | 1.359 | 10,09% | 1.485 | 11,03% | 1.712 | 12,71% | 1.481 | 10,99% |
| 06h-22h       | 1.499 | 10,81% | 1.270 | 9,16%  | 1.270 | 9,16%  | 1.249 | 9,01%  | 1.408 | 10,15% | 1.596 | 11,51% | 1.382 | 9,97%  |
| 08h-14h       | 494   | 11,40% | 466   | 10,75% | 471   | 10,86% | 497   | 11,45% | 590   | 13,61% | 605   | 13,96% | 520   | 12,00% |



|               |       |        |       |        |       |        |       |        |       |        |       |        |       |        |
|---------------|-------|--------|-------|--------|-------|--------|-------|--------|-------|--------|-------|--------|-------|--------|
| Media 00h-24h | 1.424 | 10,57% | 1.734 | 12,87% | 1.598 | 11,87% | 1.581 | 11,73% | 1.604 | 11,91% | 1.607 | 11,93% | 1.591 | 11,81% |
| 06h-22h       | 1.349 | 9,73%  | 1.658 | 11,96% | 1.488 | 10,74% | 1.484 | 10,70% | 1.517 | 10,94% | 1.533 | 11,06% | 1.505 | 10,86% |
| 08h-14h       | 460   | 10,60% | 565   | 13,03% | 491   | 11,32% | 482   | 11,12% | 510   | 11,76% | 538   | 12,41% | 508   | 11,71% |



|               |       |        |       |        |       |        |       |        |       |        |       |        |       |        |
|---------------|-------|--------|-------|--------|-------|--------|-------|--------|-------|--------|-------|--------|-------|--------|
| Media 00h-24h | 1.384 | 11,57% | 1.663 | 11,42% | 1.544 | 11,50% | 1.552 | 11,69% | 1.582 | 11,75% | 1.588 | 11,77% | 1.552 | 11,62% |
| 06h-22h       | 1.306 | 10,59% | 1.579 | 10,42% | 1.430 | 10,52% | 1.439 | 10,61% | 1.495 | 10,78% | 1.509 | 10,77% | 1.460 | 10,62% |
| 08h-14h       | 426   | 10,89% | 527   | 10,98% | 468   | 11,20% | 489   | 11,92% | 507   | 11,71% | 507   | 11,08% | 487   | 11,30% |

|              |   |  |  |  |  |  |  |
|--------------|---|--|--|--|--|--|--|
| Coeficientes | N |  |  |  |  |  |  |
|              | L |  |  |  |  |  |  |
| Coeficiente  | S |  |  |  |  |  |  |

Los datos en color negro corresponden al total de vehículos y los datos en color azul corresponden a vehículos pesados (en %)



Castilla-La Mancha

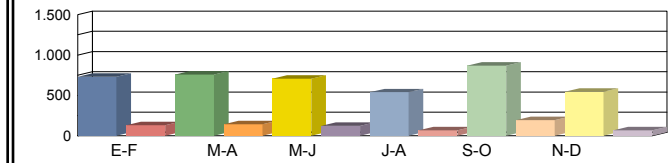
Consejería de Fomento

**Estación:** AB-80a  
**Carretera:** CM-3211 p.k. 41,00 **Provincia:** ALBACETE  
**Ubicación:** Fuente Álamo - Límite Provincia con Murcia  
**Año:** 2024  
**Tipo:** COBERTURA

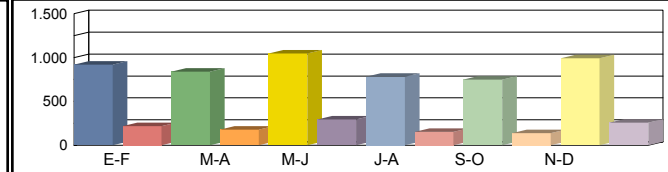
Dirección General de Carreteras

|  | Ene-Feb | Mar-Abr | May-Jun | Jul-Ago | Sep-Oct | Nov-Dic | IMD |
|--|---------|---------|---------|---------|---------|---------|-----|
|--|---------|---------|---------|---------|---------|---------|-----|

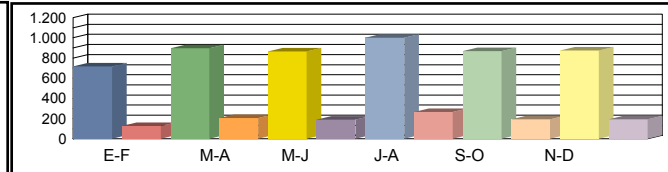
|                |         |                   |                   |                   |                   |                   |                   |                   |
|----------------|---------|-------------------|-------------------|-------------------|-------------------|-------------------|-------------------|-------------------|
| Media Domingos | 00h-24h | 733 <b>15,30%</b> | 759 <b>15,85%</b> | 709 <b>14,81%</b> | 540 <b>11,27%</b> | 871 <b>18,18%</b> | 547 <b>11,42%</b> | 693 <b>14,47%</b> |
|                | 06h-22h | 645 <b>14,17%</b> | 716 <b>15,72%</b> | 625 <b>13,73%</b> | 495 <b>10,87%</b> | 778 <b>17,09%</b> | 462 <b>10,14%</b> | 620 <b>13,62%</b> |
|                | 08h-14h | 192 <b>16,34%</b> | 179 <b>15,23%</b> | 144 <b>12,26%</b> | 69 <b>5,88%</b>   | 218 <b>18,58%</b> | 82 <b>6,94%</b>   | 147 <b>12,54%</b> |



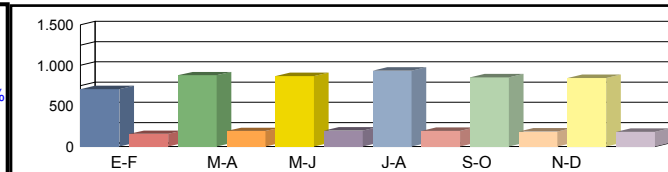
|               |         |                   |                   |                     |                   |                   |                   |                   |
|---------------|---------|-------------------|-------------------|---------------------|-------------------|-------------------|-------------------|-------------------|
| Media Sábados | 00h-24h | 918 <b>19,16%</b> | 839 <b>17,52%</b> | 1.047 <b>21,85%</b> | 782 <b>16,32%</b> | 749 <b>15,64%</b> | 990 <b>20,67%</b> | 888 <b>18,53%</b> |
|               | 06h-22h | 820 <b>18,01%</b> | 764 <b>16,79%</b> | 947 <b>20,79%</b>   | 702 <b>15,43%</b> | 681 <b>14,95%</b> | 892 <b>19,59%</b> | 801 <b>17,59%</b> |
|               | 08h-14h | 219 <b>18,65%</b> | 232 <b>19,72%</b> | 214 <b>18,23%</b>   | 205 <b>17,47%</b> | 199 <b>16,92%</b> | 220 <b>18,73%</b> | 215 <b>18,29%</b> |



|                 |         |                   |                   |                   |                     |                   |                   |                   |
|-----------------|---------|-------------------|-------------------|-------------------|---------------------|-------------------|-------------------|-------------------|
| Media Laborales | 00h-24h | 717 <b>14,97%</b> | 898 <b>18,74%</b> | 867 <b>18,10%</b> | 1.002 <b>20,91%</b> | 870 <b>18,16%</b> | 874 <b>18,24%</b> | 871 <b>18,19%</b> |
|                 | 06h-22h | 659 <b>14,47%</b> | 773 <b>16,99%</b> | 771 <b>16,95%</b> | 908 <b>19,95%</b>   | 781 <b>17,16%</b> | 809 <b>17,77%</b> | 784 <b>17,21%</b> |
|                 | 08h-14h | 177 <b>15,06%</b> | 194 <b>16,49%</b> | 188 <b>15,97%</b> | 224 <b>19,08%</b>   | 194 <b>16,49%</b> | 213 <b>18,13%</b> | 198 <b>16,87%</b> |



|              |         |                   |                   |                   |                   |                   |                   |                          |
|--------------|---------|-------------------|-------------------|-------------------|-------------------|-------------------|-------------------|--------------------------|
| Media Diaria | 00h-24h | 706 <b>17,89%</b> | 877 <b>17,74%</b> | 869 <b>18,21%</b> | 933 <b>16,91%</b> | 853 <b>17,80%</b> | 845 <b>17,56%</b> | <b>847</b> <b>17,69%</b> |
|              | 06h-22h | 647 <b>16,85%</b> | 761 <b>16,90%</b> | 772 <b>17,19%</b> | 847 <b>16,01%</b> | 766 <b>16,83%</b> | 778 <b>16,50%</b> | <b>762</b> <b>16,71%</b> |
|              | 08h-14h | 180 <b>16,78%</b> | 197 <b>16,78%</b> | 184 <b>16,14%</b> | 205 <b>15,12%</b> | 198 <b>16,85%</b> | 199 <b>15,45%</b> | <b>194</b> <b>16,19%</b> |



|              |   |  |  |  |  |  |  |  |
|--------------|---|--|--|--|--|--|--|--|
| Coeficientes | N |  |  |  |  |  |  |  |
|              | L |  |  |  |  |  |  |  |
| Coeficiente  | S |  |  |  |  |  |  |  |

Los datos en color negro corresponden al total de vehículos y los datos en color azul corresponden a vehículos pesados (en %)



Castilla-La Mancha

Consejería de Fomento

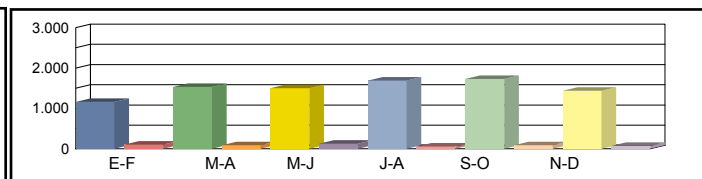
**Estación:** AB-86  
**Carretera:** CM-412 p.k. 335,00 **Provincia:** ALBACETE  
**Ubicación:** Montealegre del Castillo - Almansa  
**Año:** 2024  
**Tipo:** PRIMARIA

Dirección General de Carreteras

|  | Ene-Feb | Mar-Abr | May-Jun | Jul-Ago | Sep-Oct | Nov-Dic | IMD |
|--|---------|---------|---------|---------|---------|---------|-----|
|--|---------|---------|---------|---------|---------|---------|-----|

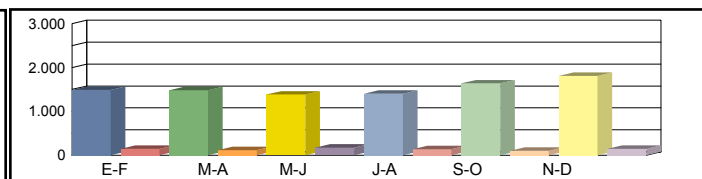
Media 00h-24h  
 Domingos 06h-22h  
 08h-14h

|       |        |       |       |       |       |       |       |       |       |       |       |       |       |
|-------|--------|-------|-------|-------|-------|-------|-------|-------|-------|-------|-------|-------|-------|
| 1.166 | 8,23%  | 1.534 | 5,61% | 1.500 | 7,93% | 1.692 | 3,37% | 1.734 | 5,13% | 1.440 | 4,79% | 1.511 | 5,84% |
| 1.067 | 6,47%  | 1.351 | 4,37% | 1.321 | 7,42% | 1.444 | 2,56% | 1.587 | 4,79% | 1.323 | 3,40% | 1.349 | 4,83% |
| 294   | 11,56% | 444   | 4,28% | 474   | 8,65% | 765   | 2,48% | 584   | 7,19% | 279   | 8,24% | 473   | 7,07% |



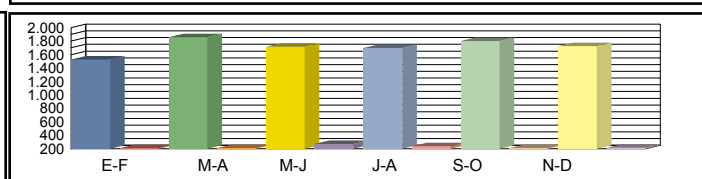
Media 00h-24h  
 Sábados 06h-22h  
 08h-14h

|       |       |       |       |       |        |       |       |       |       |       |        |       |       |
|-------|-------|-------|-------|-------|--------|-------|-------|-------|-------|-------|--------|-------|-------|
| 1.486 | 9,08% | 1.483 | 7,22% | 1.384 | 11,13% | 1.401 | 8,92% | 1.638 | 5,68% | 1.810 | 7,40%  | 1.534 | 8,24% |
| 1.340 | 7,84% | 1.366 | 6,44% | 1.240 | 10,40% | 1.232 | 7,47% | 1.518 | 4,35% | 1.658 | 7,06%  | 1.392 | 7,26% |
| 559   | 6,26% | 656   | 8,23% | 589   | 9,17%  | 664   | 5,72% | 835   | 3,11% | 820   | 11,34% | 687   | 7,31% |



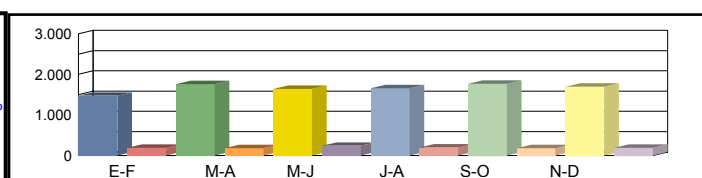
Media 00h-24h  
 Laborales 06h-22h  
 08h-14h

|       |        |       |        |       |        |       |        |       |        |       |        |       |        |
|-------|--------|-------|--------|-------|--------|-------|--------|-------|--------|-------|--------|-------|--------|
| 1.528 | 12,04% | 1.860 | 10,22% | 1.715 | 13,70% | 1.696 | 12,38% | 1.802 | 10,54% | 1.724 | 11,08% | 1.721 | 11,66% |
| 1.417 | 11,15% | 1.741 | 9,59%  | 1.563 | 13,37% | 1.558 | 11,94% | 1.671 | 9,81%  | 1.610 | 10,62% | 1.593 | 11,08% |
| 638   | 12,38% | 784   | 11,10% | 681   | 16,01% | 669   | 12,41% | 727   | 11,28% | 747   | 10,58% | 708   | 12,29% |



Media 00h-24h  
 Diaria 06h-22h  
 08h-14h

|       |        |       |        |       |        |       |        |       |       |       |        |              |               |
|-------|--------|-------|--------|-------|--------|-------|--------|-------|-------|-------|--------|--------------|---------------|
| 1.471 | 11,22% | 1.760 | 9,32%  | 1.637 | 12,65% | 1.653 | 10,65% | 1.769 | 9,16% | 1.696 | 9,73%  | <b>1.664</b> | <b>10,45%</b> |
| 1.356 | 10,18% | 1.632 | 8,64%  | 1.481 | 12,22% | 1.496 | 10,16% | 1.636 | 8,37% | 1.576 | 9,20%  | <b>1.530</b> | <b>9,80%</b>  |
| 577   | 11,44% | 718   | 10,17% | 638   | 14,26% | 682   | 9,97%  | 722   | 9,42% | 691   | 10,56% | <b>671</b>   | <b>10,97%</b> |



Coeficientes N  
 L  
 Coeficiente S

|                |         |         |         |         |         |
|----------------|---------|---------|---------|---------|---------|
| 1,07833        | 1,06835 | 1,09725 | 1,08858 | 1,07840 | 1,07081 |
| 1,12631        | 0,92527 | 1,00350 | 1,01474 | 0,95505 | 0,99826 |
| <b>0,96705</b> |         |         |         |         |         |

Los datos en color negro corresponden al total de vehículos y los datos en color azul corresponden a vehículos pesados (en %)



**Castilla-La Mancha**

Consejería de Fomento

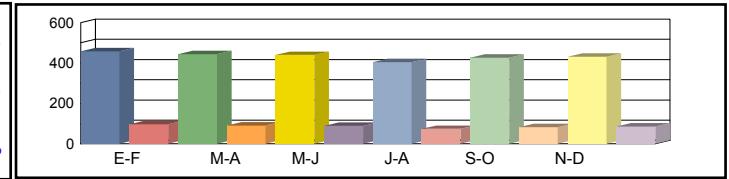
**Estación:** AB-88  
**Carretera:** CM-3201 p.k. 72,50 **Provincia:** ALBACETE  
**Ubicación:** Alatoz - Alpera  
**Año:** 2024  
**Tipo:** COBERTURA

**Dirección General de Carreteras**

| Ene-Feb | Mar-Abr | May-Jun | Jul-Ago | Sep-Oct | Nov-Dic | IMD |
|---------|---------|---------|---------|---------|---------|-----|
|---------|---------|---------|---------|---------|---------|-----|

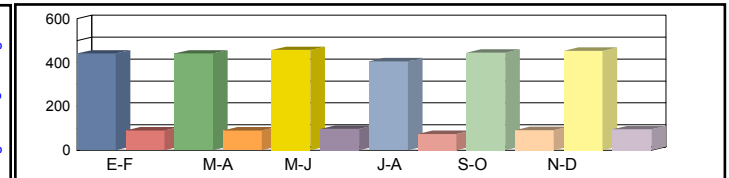
Media 00h-24h  
 Domingos 06h-22h  
 08h-14h

|                   |                   |                   |                   |                   |                   |                   |
|-------------------|-------------------|-------------------|-------------------|-------------------|-------------------|-------------------|
| 458 <b>17,56%</b> | 444 <b>17,02%</b> | 440 <b>16,87%</b> | 404 <b>15,49%</b> | 426 <b>16,33%</b> | 432 <b>16,55%</b> | 434 <b>16,64%</b> |
| 376 <b>14,90%</b> | 367 <b>14,56%</b> | 364 <b>14,42%</b> | 327 <b>12,98%</b> | 336 <b>13,33%</b> | 353 <b>13,99%</b> | 354 <b>14,03%</b> |
| 139 <b>5,42%</b>  | 137 <b>5,35%</b>  | 136 <b>5,28%</b>  | 112 <b>4,38%</b>  | 118 <b>4,60%</b>  | 120 <b>4,66%</b>  | 127 <b>4,95%</b>  |



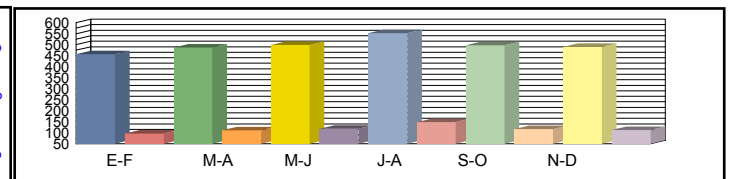
Media 00h-24h  
 Sábados 06h-22h  
 08h-14h

|                   |                   |                   |                   |                   |                   |                   |
|-------------------|-------------------|-------------------|-------------------|-------------------|-------------------|-------------------|
| 441 <b>16,92%</b> | 441 <b>16,90%</b> | 457 <b>17,50%</b> | 406 <b>15,55%</b> | 444 <b>17,03%</b> | 453 <b>17,35%</b> | 440 <b>16,87%</b> |
| 360 <b>14,25%</b> | 362 <b>14,35%</b> | 372 <b>14,74%</b> | 328 <b>12,99%</b> | 357 <b>14,13%</b> | 369 <b>14,61%</b> | 358 <b>14,18%</b> |
| 149 <b>5,79%</b>  | 155 <b>6,04%</b>  | 167 <b>6,50%</b>  | 139 <b>5,43%</b>  | 149 <b>5,81%</b>  | 146 <b>5,70%</b>  | 151 <b>5,88%</b>  |



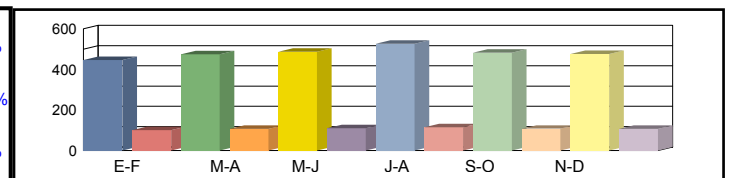
Media 00h-24h  
 Laborales 06h-22h  
 08h-14h

|                   |                   |                   |                   |                   |                   |                   |
|-------------------|-------------------|-------------------|-------------------|-------------------|-------------------|-------------------|
| 457 <b>17,51%</b> | 487 <b>18,65%</b> | 499 <b>19,14%</b> | 553 <b>21,19%</b> | 498 <b>19,07%</b> | 490 <b>18,78%</b> | 497 <b>19,06%</b> |
| 385 <b>15,26%</b> | 404 <b>15,99%</b> | 410 <b>16,26%</b> | 448 <b>17,74%</b> | 412 <b>16,34%</b> | 405 <b>16,05%</b> | 411 <b>16,27%</b> |
| 142 <b>5,53%</b>  | 149 <b>5,81%</b>  | 149 <b>5,79%</b>  | 169 <b>6,58%</b>  | 158 <b>6,14%</b>  | 152 <b>5,92%</b>  | 153 <b>5,96%</b>  |



Media 00h-24h  
 Diaria 06h-22h  
 08h-14h

|                   |                   |                   |                   |                   |                   |                   |
|-------------------|-------------------|-------------------|-------------------|-------------------|-------------------|-------------------|
| 446 <b>18,34%</b> | 474 <b>18,26%</b> | 487 <b>18,32%</b> | 526 <b>17,84%</b> | 482 <b>18,18%</b> | 476 <b>18,25%</b> | <b>482 18,20%</b> |
| 375 <b>15,63%</b> | 393 <b>15,59%</b> | 399 <b>15,63%</b> | 424 <b>15,17%</b> | 395 <b>15,39%</b> | 392 <b>15,55%</b> | <b>396 15,49%</b> |
| 140 <b>5,83%</b>  | 147 <b>5,86%</b>  | 149 <b>5,91%</b>  | 161 <b>5,63%</b>  | 153 <b>5,72%</b>  | 147 <b>5,71%</b>  | <b>150 5,78%</b>  |



Coeficientes N  
 L  
 Coeficiente S

|  |  |  |  |  |  |  |
|--|--|--|--|--|--|--|
|  |  |  |  |  |  |  |
|  |  |  |  |  |  |  |

Los datos en color negro corresponden al total de vehículos y los datos en color azul corresponden a vehículos pesados (en %)



Castilla-La Mancha

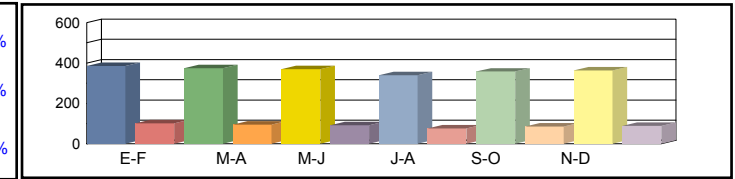
Consejería de Fomento

**Estación:** AB-89  
**Carretera:** CM-3209 p.k. 8,00 **Provincia:** ALBACETE  
**Ubicación:** Pozo Lorente - Bonete  
**Año:** 2024  
**Tipo:** COBERTURA

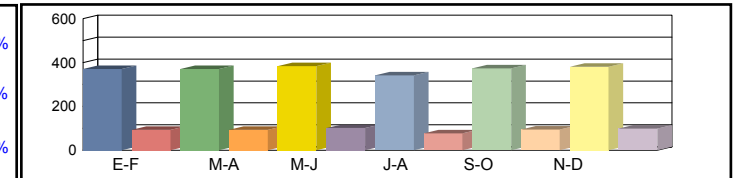
Dirección General de Carreteras

|  | Ene-Feb | Mar-Abr | May-Jun | Jul-Ago | Sep-Oct | Nov-Dic | IMD |
|--|---------|---------|---------|---------|---------|---------|-----|
|--|---------|---------|---------|---------|---------|---------|-----|

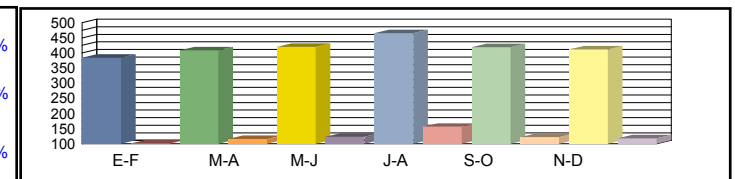
|                |         |            |            |            |            |            |            |            |
|----------------|---------|------------|------------|------------|------------|------------|------------|------------|
| Media Domingos | 00h-24h | 385 20,89% | 374 20,25% | 370 20,06% | 340 18,42% | 358 19,43% | 363 19,68% | 365 19,79% |
|                | 06h-22h | 278 16,14% | 271 15,77% | 269 15,63% | 242 14,06% | 248 14,44% | 261 15,16% | 262 15,20% |
|                | 08h-14h | 103 16,21% | 102 15,98% | 101 15,78% | 83 13,08%  | 88 13,76%  | 89 13,92%  | 94 14,79%  |



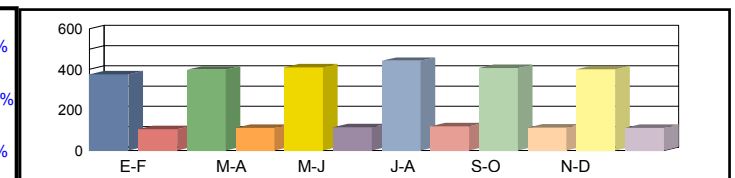
|               |         |            |            |            |            |            |            |            |
|---------------|---------|------------|------------|------------|------------|------------|------------|------------|
| Media Sábados | 00h-24h | 371 20,12% | 371 20,09% | 384 20,81% | 341 18,49% | 374 20,25% | 381 20,64% | 370 20,07% |
|               | 06h-22h | 265 15,44% | 267 15,55% | 275 15,97% | 242 14,08% | 263 15,31% | 272 15,84% | 264 15,37% |
|               | 08h-14h | 110 17,30% | 115 18,05% | 124 19,43% | 104 16,22% | 111 17,38% | 109 17,05% | 112 17,57% |



|                 |         |            |            |            |            |            |            |            |
|-----------------|---------|------------|------------|------------|------------|------------|------------|------------|
| Media Laborales | 00h-24h | 384 20,83% | 409 22,18% | 420 22,76% | 465 25,20% | 419 22,68% | 412 22,33% | 418 22,66% |
|                 | 06h-22h | 284 16,54% | 298 17,33% | 303 17,62% | 330 19,22% | 304 17,70% | 299 17,39% | 303 17,63% |
|                 | 08h-14h | 105 16,52% | 111 17,36% | 111 17,31% | 125 19,66% | 117 18,36% | 113 17,70% | 114 17,82% |



|              |         |            |            |            |            |            |            |            |
|--------------|---------|------------|------------|------------|------------|------------|------------|------------|
| Media Diaria | 00h-24h | 375 21,81% | 398 21,71% | 410 21,79% | 442 21,22% | 406 21,62% | 401 21,71% | 405 21,64% |
|              | 06h-22h | 277 16,93% | 290 16,90% | 295 16,94% | 312 16,44% | 291 16,67% | 290 16,85% | 292 16,79% |
|              | 08h-14h | 103 17,43% | 110 17,50% | 111 17,67% | 119 16,83% | 113 17,09% | 109 17,07% | 111 17,27% |



|              |   |  |  |  |  |  |  |  |
|--------------|---|--|--|--|--|--|--|--|
| Coeficientes | N |  |  |  |  |  |  |  |
|              | L |  |  |  |  |  |  |  |
| Coeficiente  | S |  |  |  |  |  |  |  |

Los datos en color negro corresponden al total de vehículos y los datos en color azul corresponden a vehículos pesados (en %)





Castilla-La Mancha

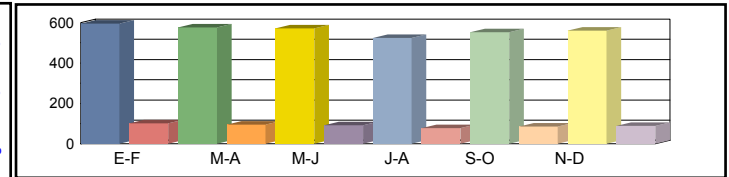
Consejería de Fomento

**Estación:** AB-89a  
**Carretera:** CM-3209 p.k. 2,00 **Provincia:** ALBACETE  
**Ubicación:** Int. CM-332 (Casas de Juan Nuñez) - Pozo Lorente  
**Año:** 2024  
**Tipo:** COBERTURA

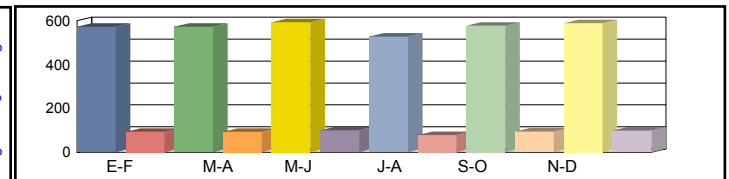
Dirección General de Carreteras

|  | Ene-Feb | Mar-Abr | May-Jun | Jul-Ago | Sep-Oct | Nov-Dic | IMD |
|--|---------|---------|---------|---------|---------|---------|-----|
|--|---------|---------|---------|---------|---------|---------|-----|

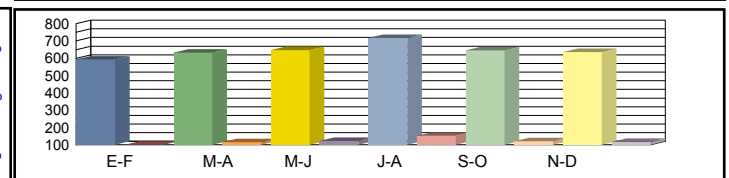
|                |         |                   |                   |                   |                   |                   |                   |                   |
|----------------|---------|-------------------|-------------------|-------------------|-------------------|-------------------|-------------------|-------------------|
| Media Domingos | 00h-24h | 595 <b>14,56%</b> | 577 <b>14,11%</b> | 571 <b>13,99%</b> | 525 <b>12,84%</b> | 553 <b>13,54%</b> | 560 <b>13,72%</b> | 564 <b>13,79%</b> |
|                | 06h-22h | 505 <b>11,09%</b> | 493 <b>10,84%</b> | 489 <b>10,74%</b> | 440 <b>9,66%</b>  | 452 <b>9,92%</b>  | 474 <b>10,42%</b> | 476 <b>10,44%</b> |
|                | 08h-14h | 268 <b>4,69%</b>  | 265 <b>4,62%</b>  | 261 <b>4,57%</b>  | 217 <b>3,78%</b>  | 228 <b>3,98%</b>  | 231 <b>4,03%</b>  | 245 <b>4,28%</b>  |



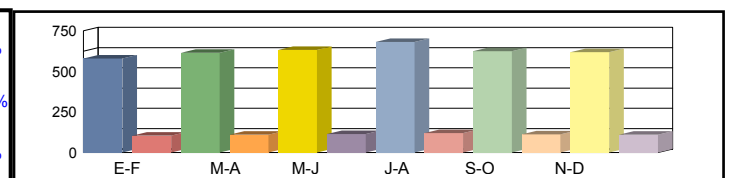
|               |         |                   |                   |                   |                   |                   |                   |                   |
|---------------|---------|-------------------|-------------------|-------------------|-------------------|-------------------|-------------------|-------------------|
| Media Sábados | 00h-24h | 573 <b>14,02%</b> | 572 <b>14,01%</b> | 593 <b>14,51%</b> | 527 <b>12,89%</b> | 577 <b>14,12%</b> | 588 <b>14,39%</b> | 572 <b>13,99%</b> |
|               | 06h-22h | 483 <b>10,61%</b> | 487 <b>10,69%</b> | 500 <b>10,97%</b> | 440 <b>9,67%</b>  | 479 <b>10,52%</b> | 495 <b>10,88%</b> | 481 <b>10,56%</b> |
|               | 08h-14h | 286 <b>5,00%</b>  | 299 <b>5,22%</b>  | 322 <b>5,62%</b>  | 268 <b>4,69%</b>  | 288 <b>5,03%</b>  | 282 <b>4,93%</b>  | 291 <b>5,08%</b>  |



|                 |         |                   |                   |                   |                   |                   |                   |                   |
|-----------------|---------|-------------------|-------------------|-------------------|-------------------|-------------------|-------------------|-------------------|
| Media Laborales | 00h-24h | 593 <b>14,52%</b> | 632 <b>15,46%</b> | 648 <b>15,87%</b> | 718 <b>17,57%</b> | 646 <b>15,81%</b> | 636 <b>15,57%</b> | 646 <b>15,80%</b> |
|                 | 06h-22h | 517 <b>11,36%</b> | 542 <b>11,90%</b> | 551 <b>12,10%</b> | 601 <b>13,21%</b> | 554 <b>12,16%</b> | 544 <b>11,95%</b> | 552 <b>12,11%</b> |
|                 | 08h-14h | 273 <b>4,78%</b>  | 287 <b>5,02%</b>  | 287 <b>5,01%</b>  | 325 <b>5,69%</b>  | 304 <b>5,31%</b>  | 293 <b>5,12%</b>  | 295 <b>5,15%</b>  |



|              |         |                   |                   |                   |                   |                   |                   |                          |
|--------------|---------|-------------------|-------------------|-------------------|-------------------|-------------------|-------------------|--------------------------|
| Media Diaria | 00h-24h | 579 <b>15,20%</b> | 615 <b>15,14%</b> | 632 <b>15,19%</b> | 682 <b>14,79%</b> | 625 <b>15,07%</b> | 618 <b>15,13%</b> | <b>625</b> <b>15,09%</b> |
|              | 06h-22h | 503 <b>11,63%</b> | 527 <b>11,61%</b> | 537 <b>11,64%</b> | 568 <b>11,30%</b> | 531 <b>11,46%</b> | 527 <b>11,58%</b> | <b>532</b> <b>11,53%</b> |
|              | 08h-14h | 269 <b>5,04%</b>  | 284 <b>5,06%</b>  | 287 <b>5,11%</b>  | 309 <b>4,87%</b>  | 294 <b>4,94%</b>  | 283 <b>4,94%</b>  | <b>288</b> <b>4,99%</b>  |



|              |   |  |  |  |  |  |  |  |
|--------------|---|--|--|--|--|--|--|--|
| Coeficientes | N |  |  |  |  |  |  |  |
|              | L |  |  |  |  |  |  |  |
| Coeficiente  | S |  |  |  |  |  |  |  |

Los datos en color negro corresponden al total de vehículos y los datos en color azul corresponden a vehículos pesados (en %)



Castilla-La Mancha

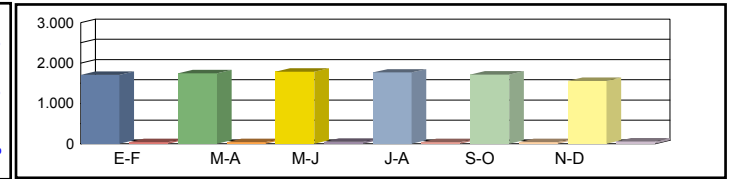
Consejería de Fomento

**Estación:** AB-90  
**Carretera:** CM-332 p.k. 14,99 **Provincia:** ALBACETE  
**Ubicación:** La Felipa - Casas de Juan Núñez  
**Año:** 2024  
**Tipo:** PERMANENTE

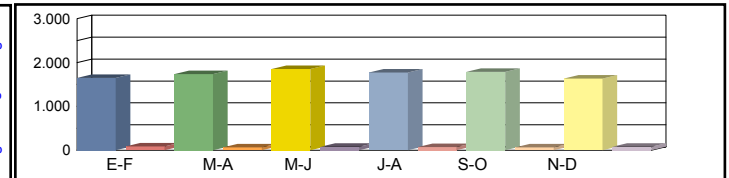
Dirección General de Carreteras

| Ene-Feb | Mar-Abr | May-Jun | Jul-Ago | Sep-Oct | Nov-Dic | IMD |
|---------|---------|---------|---------|---------|---------|-----|
|---------|---------|---------|---------|---------|---------|-----|

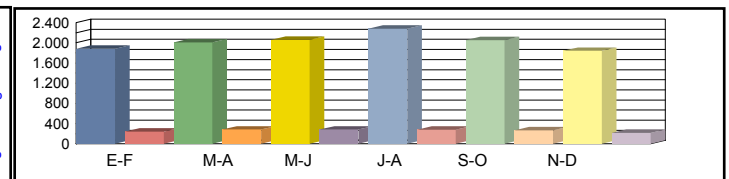
|          |         |                    |                    |                    |                    |                    |                    |                    |
|----------|---------|--------------------|--------------------|--------------------|--------------------|--------------------|--------------------|--------------------|
| Media    | 00h-24h | 1.710 <b>2,34%</b> | 1.748 <b>2,57%</b> | 1.787 <b>2,69%</b> | 1.766 <b>2,43%</b> | 1.712 <b>2,45%</b> | 1.559 <b>3,53%</b> | 1.714 <b>2,67%</b> |
| Domingos | 06h-22h | 1.630 <b>2,27%</b> | 1.657 <b>2,47%</b> | 1.675 <b>2,51%</b> | 1.592 <b>2,26%</b> | 1.528 <b>2,49%</b> | 1.462 <b>3,63%</b> | 1.591 <b>2,60%</b> |
|          | 08h-14h | 652 <b>2,15%</b>   | 678 <b>2,36%</b>   | 676 <b>2,37%</b>   | 600 <b>2,33%</b>   | 598 <b>2,68%</b>   | 557 <b>4,13%</b>   | 627 <b>2,67%</b>   |



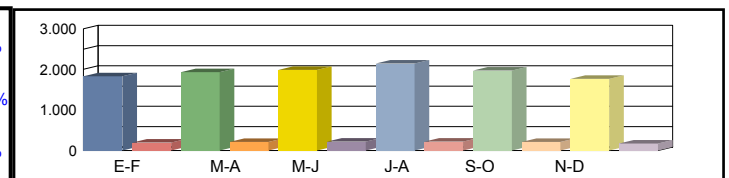
|         |         |                    |                    |                    |                    |                    |                    |                    |
|---------|---------|--------------------|--------------------|--------------------|--------------------|--------------------|--------------------|--------------------|
| Media   | 00h-24h | 1.647 <b>5,10%</b> | 1.735 <b>3,52%</b> | 1.854 <b>4,21%</b> | 1.773 <b>3,95%</b> | 1.785 <b>3,59%</b> | 1.635 <b>4,53%</b> | 1.738 <b>4,15%</b> |
| Sábados | 06h-22h | 1.559 <b>5,20%</b> | 1.634 <b>3,49%</b> | 1.712 <b>4,09%</b> | 1.594 <b>3,95%</b> | 1.620 <b>3,77%</b> | 1.527 <b>4,85%</b> | 1.608 <b>4,22%</b> |
|         | 08h-14h | 696 <b>6,61%</b>   | 766 <b>4,57%</b>   | 832 <b>4,33%</b>   | 744 <b>4,97%</b>   | 755 <b>5,17%</b>   | 682 <b>6,74%</b>   | 746 <b>5,40%</b>   |



|           |         |                     |                     |                     |                     |                     |                     |                     |
|-----------|---------|---------------------|---------------------|---------------------|---------------------|---------------------|---------------------|---------------------|
| Media     | 00h-24h | 1.885 <b>11,41%</b> | 2.007 <b>12,36%</b> | 2.060 <b>12,09%</b> | 2.281 <b>11,00%</b> | 2.053 <b>11,59%</b> | 1.842 <b>10,59%</b> | 2.021 <b>11,51%</b> |
| Laborales | 06h-22h | 1.816 <b>11,56%</b> | 1.903 <b>12,40%</b> | 1.935 <b>12,04%</b> | 2.111 <b>11,18%</b> | 1.944 <b>11,83%</b> | 1.754 <b>10,83%</b> | 1.910 <b>11,64%</b> |
|           | 08h-14h | 726 <b>14,60%</b>   | 763 <b>15,47%</b>   | 761 <b>14,85%</b>   | 864 <b>13,54%</b>   | 807 <b>14,25%</b>   | 747 <b>12,85%</b>   | 778 <b>14,26%</b>   |



|        |         |                    |                    |                    |                    |                    |                    |                           |
|--------|---------|--------------------|--------------------|--------------------|--------------------|--------------------|--------------------|---------------------------|
| Media  | 00h-24h | 1.828 <b>9,46%</b> | 1.928 <b>9,85%</b> | 1.989 <b>9,75%</b> | 2.141 <b>9,25%</b> | 1.968 <b>9,50%</b> | 1.769 <b>8,82%</b> | <b>1.937</b> <b>9,44%</b> |
| Diaria | 06h-22h | 1.756 <b>9,62%</b> | 1.827 <b>9,91%</b> | 1.864 <b>9,71%</b> | 1.969 <b>9,40%</b> | 1.840 <b>9,73%</b> | 1.677 <b>9,12%</b> | <b>1.822</b> <b>9,58%</b> |
|        | 08h-14h | 712 <b>11,94%</b>  | 751 <b>12,12%</b>  | 758 <b>11,48%</b>  | 812 <b>11,33%</b>  | 769 <b>11,70%</b>  | 708 <b>10,88%</b>  | <b>752</b> <b>11,57%</b>  |



|              |   |         |         |         |         |         |         |         |
|--------------|---|---------|---------|---------|---------|---------|---------|---------|
| Coeficientes | N | 1,03800 | 1,05465 | 1,06460 | 1,08053 | 1,05607 | 1,05017 |         |
|              | L | 1,07215 | 1,00698 | 0,98107 | 0,88601 | 0,98441 | 1,09718 |         |
| Coeficiente  | S |         |         |         |         |         |         | 0,95830 |

Los datos en color negro corresponden al total de vehículos y los datos en color azul corresponden a vehículos pesados (en %)



**Castilla-La Mancha**

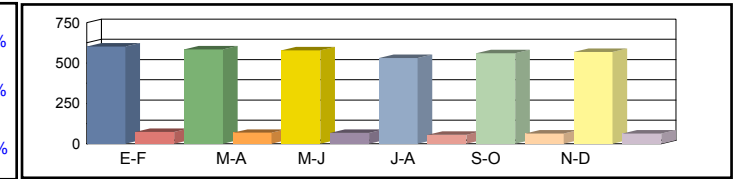
Consejería de Fomento

**Estación:** AB-91  
**Carretera:** CM-332 p.k. 41,00 **Provincia:** ALBACETE  
**Ubicación:** Int. CM-3227 - Alatoz  
**Año:** 2024  
**Tipo:** COBERTURA

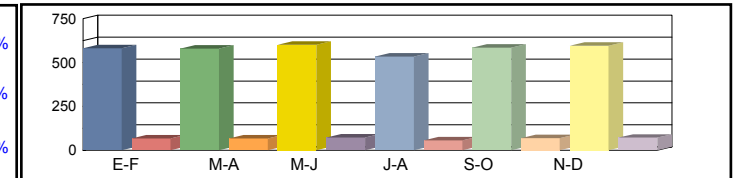
**Dirección General de Carreteras**

| Ene-Feb | Mar-Abr | May-Jun | Jul-Ago | Sep-Oct | Nov-Dic | IMD |
|---------|---------|---------|---------|---------|---------|-----|
|---------|---------|---------|---------|---------|---------|-----|

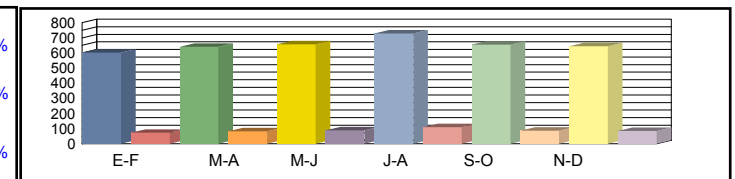
|                |         |                   |                   |                   |                  |                   |                   |                   |
|----------------|---------|-------------------|-------------------|-------------------|------------------|-------------------|-------------------|-------------------|
| Media Domingos | 00h-24h | 603 <b>10,88%</b> | 585 <b>10,54%</b> | 579 <b>10,45%</b> | 532 <b>9,59%</b> | 561 <b>10,12%</b> | 568 <b>10,25%</b> | 571 <b>10,30%</b> |
|                | 06h-22h | 528 <b>8,97%</b>  | 516 <b>8,77%</b>  | 511 <b>8,69%</b>  | 460 <b>7,82%</b> | 473 <b>8,03%</b>  | 496 <b>8,43%</b>  | 497 <b>8,45%</b>  |
|                | 08h-14h | 256 <b>9,16%</b>  | 253 <b>9,03%</b>  | 250 <b>8,92%</b>  | 207 <b>7,39%</b> | 218 <b>7,78%</b>  | 220 <b>7,87%</b>  | 234 <b>8,36%</b>  |



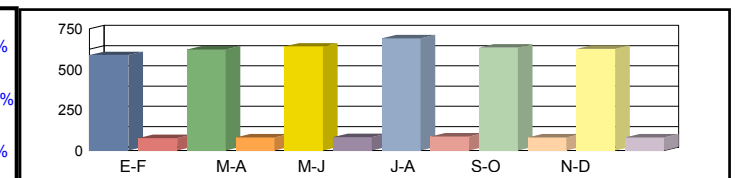
|               |         |                   |                   |                   |                  |                   |                   |                   |
|---------------|---------|-------------------|-------------------|-------------------|------------------|-------------------|-------------------|-------------------|
| Media Sábados | 00h-24h | 581 <b>10,48%</b> | 580 <b>10,46%</b> | 601 <b>10,84%</b> | 534 <b>9,63%</b> | 585 <b>10,55%</b> | 596 <b>10,75%</b> | 580 <b>10,45%</b> |
|               | 06h-22h | 505 <b>8,58%</b>  | 509 <b>8,64%</b>  | 523 <b>8,88%</b>  | 461 <b>7,83%</b> | 501 <b>8,51%</b>  | 518 <b>8,80%</b>  | 503 <b>8,54%</b>  |
|               | 08h-14h | 274 <b>9,78%</b>  | 286 <b>10,20%</b> | 307 <b>10,98%</b> | 257 <b>9,16%</b> | 275 <b>9,82%</b>  | 270 <b>9,63%</b>  | 278 <b>9,93%</b>  |



|                 |         |                   |                   |                   |                   |                   |                   |                   |
|-----------------|---------|-------------------|-------------------|-------------------|-------------------|-------------------|-------------------|-------------------|
| Media Laborales | 00h-24h | 602 <b>10,85%</b> | 641 <b>11,55%</b> | 657 <b>11,85%</b> | 728 <b>13,12%</b> | 655 <b>11,81%</b> | 645 <b>11,63%</b> | 655 <b>11,80%</b> |
|                 | 06h-22h | 541 <b>9,19%</b>  | 567 <b>9,63%</b>  | 576 <b>9,79%</b>  | 629 <b>10,68%</b> | 579 <b>9,84%</b>  | 569 <b>9,67%</b>  | 577 <b>9,80%</b>  |
|                 | 08h-14h | 261 <b>9,33%</b>  | 275 <b>9,81%</b>  | 274 <b>9,78%</b>  | 311 <b>11,11%</b> | 290 <b>10,37%</b> | 280 <b>10,00%</b> | 282 <b>10,07%</b> |



|              |         |                   |                   |                   |                   |                   |                   |                   |
|--------------|---------|-------------------|-------------------|-------------------|-------------------|-------------------|-------------------|-------------------|
| Media Diaria | 00h-24h | 588 <b>11,36%</b> | 623 <b>11,31%</b> | 641 <b>11,35%</b> | 692 <b>11,05%</b> | 634 <b>11,26%</b> | 627 <b>11,30%</b> | <b>634 11,27%</b> |
|              | 06h-22h | 527 <b>9,41%</b>  | 551 <b>9,39%</b>  | 561 <b>9,41%</b>  | 595 <b>9,14%</b>  | 555 <b>9,27%</b>  | 551 <b>9,37%</b>  | <b>557 9,33%</b>  |
|              | 08h-14h | 257 <b>9,85%</b>  | 272 <b>9,89%</b>  | 274 <b>9,98%</b>  | 296 <b>9,51%</b>  | 280 <b>9,66%</b>  | 270 <b>9,64%</b>  | <b>275 9,75%</b>  |



|              |   |  |  |  |  |  |  |  |
|--------------|---|--|--|--|--|--|--|--|
| Coeficientes | N |  |  |  |  |  |  |  |
|              | L |  |  |  |  |  |  |  |
| Coeficiente  | S |  |  |  |  |  |  |  |

Los datos en color negro corresponden al total de vehículos y los datos en color azul corresponden a vehículos pesados (en %)



Castilla-La Mancha

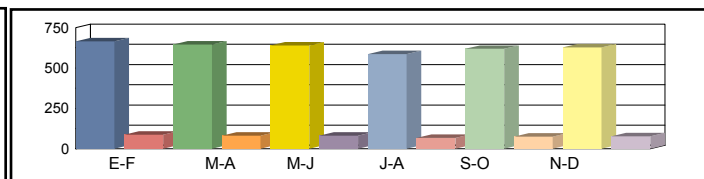
Consejería de Fomento

**Estación:** AB-93  
**Carretera:** CM-3201 p.k. 41,00 **Provincia:** ALBACETE  
**Ubicación:** Casas Ibáñez - Alcalá del Júcar  
**Año:** 2024  
**Tipo:** COBERTURA

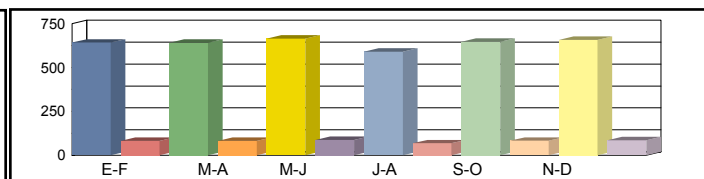
Dirección General de Carreteras

|  | Ene-Feb | Mar-Abr | May-Jun | Jul-Ago | Sep-Oct | Nov-Dic | IMD |
|--|---------|---------|---------|---------|---------|---------|-----|
|--|---------|---------|---------|---------|---------|---------|-----|

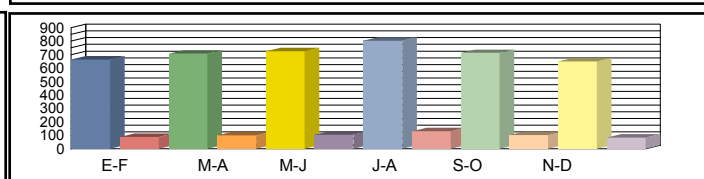
|                |         |            |            |            |            |            |            |            |
|----------------|---------|------------|------------|------------|------------|------------|------------|------------|
| Media Domingos | 00h-24h | 666 11,69% | 646 11,33% | 640 11,23% | 587 10,31% | 619 10,87% | 627 11,02% | 631 11,08% |
|                | 06h-22h | 608 10,91% | 594 10,66% | 589 10,56% | 530 9,50%  | 544 9,76%  | 571 10,25% | 573 10,28% |
|                | 08h-14h | 245 13,33% | 242 13,14% | 239 12,98% | 198 10,75% | 208 11,32% | 211 11,45% | 224 12,16% |



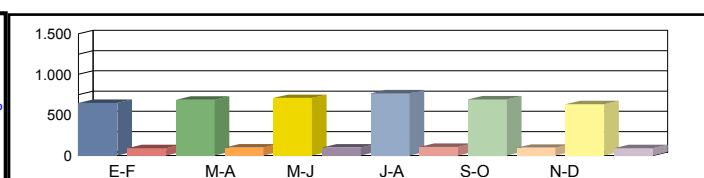
|               |         |            |            |            |            |            |            |            |
|---------------|---------|------------|------------|------------|------------|------------|------------|------------|
| Media Sábados | 00h-24h | 642 11,26% | 641 11,25% | 664 11,65% | 590 10,35% | 646 11,34% | 658 11,55% | 640 11,23% |
|               | 06h-22h | 582 10,44% | 586 10,51% | 602 10,80% | 530 9,52%  | 577 10,35% | 596 10,70% | 579 10,39% |
|               | 08h-14h | 262 14,23% | 273 14,84% | 294 15,97% | 246 13,33% | 263 14,29% | 258 14,02% | 266 14,45% |



|                 |         |            |            |            |            |            |            |            |
|-----------------|---------|------------|------------|------------|------------|------------|------------|------------|
| Media Laborales | 00h-24h | 664 11,66% | 707 12,41% | 726 12,74% | 804 14,11% | 712 12,50% | 649 11,39% | 710 12,47% |
|                 | 06h-22h | 623 11,18% | 653 11,71% | 664 11,91% | 724 12,99% | 655 11,76% | 602 10,80% | 654 11,72% |
|                 | 08h-14h | 250 13,58% | 263 14,27% | 262 14,23% | 298 16,16% | 268 14,55% | 257 13,97% | 266 14,46% |



|              |         |            |            |            |            |            |            |                   |
|--------------|---------|------------|------------|------------|------------|------------|------------|-------------------|
| Media Diaria | 00h-24h | 648 12,21% | 687 12,15% | 708 12,20% | 764 11,88% | 689 12,10% | 631 12,15% | <b>688 12,12%</b> |
|              | 06h-22h | 607 11,45% | 634 11,42% | 647 11,45% | 684 11,11% | 628 11,27% | 583 11,39% | <b>630 11,35%</b> |
|              | 08h-14h | 246 14,33% | 260 14,39% | 262 14,53% | 283 13,84% | 259 14,05% | 248 14,03% | <b>260 14,20%</b> |



|              |   |  |  |  |  |  |  |  |
|--------------|---|--|--|--|--|--|--|--|
| Coeficientes | N |  |  |  |  |  |  |  |
|              | L |  |  |  |  |  |  |  |
| Coeficiente  | S |  |  |  |  |  |  |  |

Los datos en color negro corresponden al total de vehículos y los datos en color azul corresponden a vehículos pesados (en %)



**Castilla-La Mancha**

Consejería de Fomento

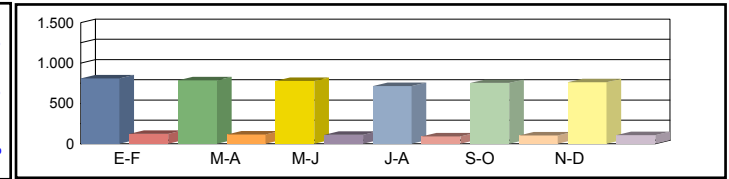
**Estación:** AB-94  
**Carretera:** CM-3207 p.k. 13,50 **Provincia:** ALBACETE  
**Ubicación:** Alborea - Balsa del Ves  
**Año:** 2024  
**Tipo:** COBERTURA

**Dirección General de Carreteras**

| Ene-Feb | Mar-Abr | May-Jun | Jul-Ago | Sep-Oct | Nov-Dic | IMD |
|---------|---------|---------|---------|---------|---------|-----|
|---------|---------|---------|---------|---------|---------|-----|

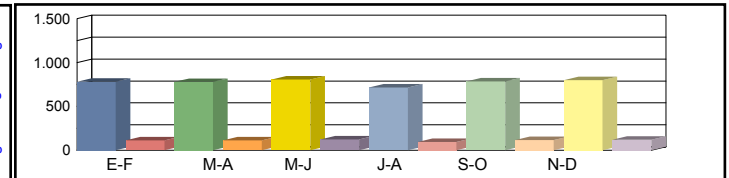
Media 00h-24h  
 Domingos 06h-22h  
 08h-14h

|                   |                   |                   |                   |                   |                   |                   |
|-------------------|-------------------|-------------------|-------------------|-------------------|-------------------|-------------------|
| 810 <b>13,18%</b> | 785 <b>12,77%</b> | 778 <b>12,66%</b> | 714 <b>11,62%</b> | 753 <b>12,26%</b> | 763 <b>12,42%</b> | 767 <b>12,48%</b> |
| 735 <b>11,84%</b> | 718 <b>11,57%</b> | 712 <b>11,46%</b> | 640 <b>10,31%</b> | 658 <b>10,59%</b> | 690 <b>11,12%</b> | 692 <b>11,15%</b> |
| 406 <b>9,30%</b>  | 400 <b>9,17%</b>  | 395 <b>9,06%</b>  | 327 <b>7,51%</b>  | 344 <b>7,90%</b>  | 349 <b>7,99%</b>  | 370 <b>8,49%</b>  |



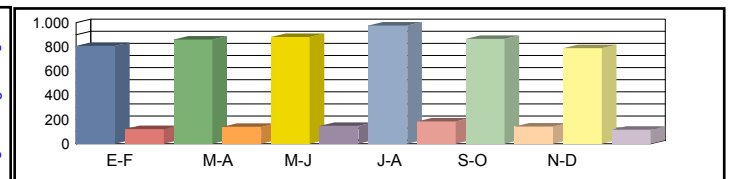
Media 00h-24h  
 Sábados 06h-22h  
 08h-14h

|                   |                   |                   |                   |                   |                   |                   |
|-------------------|-------------------|-------------------|-------------------|-------------------|-------------------|-------------------|
| 780 <b>12,69%</b> | 779 <b>12,68%</b> | 807 <b>13,13%</b> | 717 <b>11,67%</b> | 785 <b>12,78%</b> | 800 <b>13,02%</b> | 778 <b>12,66%</b> |
| 703 <b>11,32%</b> | 708 <b>11,41%</b> | 727 <b>11,71%</b> | 641 <b>10,32%</b> | 697 <b>11,23%</b> | 721 <b>11,61%</b> | 700 <b>11,27%</b> |
| 433 <b>9,93%</b>  | 452 <b>10,36%</b> | 486 <b>11,15%</b> | 406 <b>9,31%</b>  | 435 <b>9,97%</b>  | 427 <b>9,78%</b>  | 440 <b>10,08%</b> |



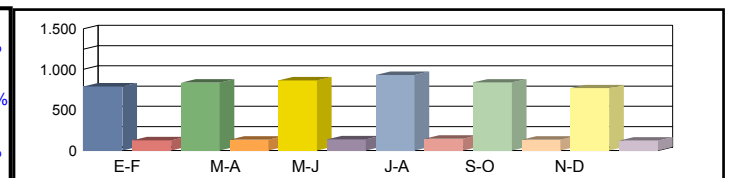
Media 00h-24h  
 Laborales 06h-22h  
 08h-14h

|                   |                   |                   |                   |                   |                   |                   |
|-------------------|-------------------|-------------------|-------------------|-------------------|-------------------|-------------------|
| 808 <b>13,14%</b> | 860 <b>13,99%</b> | 883 <b>14,36%</b> | 977 <b>15,90%</b> | 866 <b>14,09%</b> | 789 <b>12,84%</b> | 864 <b>14,05%</b> |
| 753 <b>12,12%</b> | 789 <b>12,71%</b> | 802 <b>12,92%</b> | 875 <b>14,09%</b> | 792 <b>12,75%</b> | 727 <b>11,71%</b> | 790 <b>12,72%</b> |
| 413 <b>9,48%</b>  | 434 <b>9,96%</b>  | 433 <b>9,94%</b>  | 492 <b>11,28%</b> | 443 <b>10,16%</b> | 425 <b>9,75%</b>  | 440 <b>10,09%</b> |



Media 00h-24h  
 Diaria 06h-22h  
 08h-14h

|                   |                   |                   |                   |                   |                   |                   |
|-------------------|-------------------|-------------------|-------------------|-------------------|-------------------|-------------------|
| 789 <b>13,76%</b> | 836 <b>13,70%</b> | 862 <b>13,75%</b> | 929 <b>13,39%</b> | 838 <b>13,64%</b> | 767 <b>13,70%</b> | <b>837 13,65%</b> |
| 733 <b>12,42%</b> | 767 <b>12,39%</b> | 781 <b>12,42%</b> | 827 <b>12,06%</b> | 759 <b>12,23%</b> | 704 <b>12,36%</b> | <b>762 12,31%</b> |
| 407 <b>10,00%</b> | 429 <b>10,05%</b> | 432 <b>10,14%</b> | 468 <b>9,66%</b>  | 428 <b>9,81%</b>  | 410 <b>9,80%</b>  | <b>429 9,91%</b>  |



Coeficientes N  
 L  
 Coeficiente S

|  |  |  |  |  |  |  |
|--|--|--|--|--|--|--|
|  |  |  |  |  |  |  |
|  |  |  |  |  |  |  |

Los datos en color negro corresponden al total de vehículos y los datos en color azul corresponden a vehículos pesados (en %)



Castilla-La Mancha

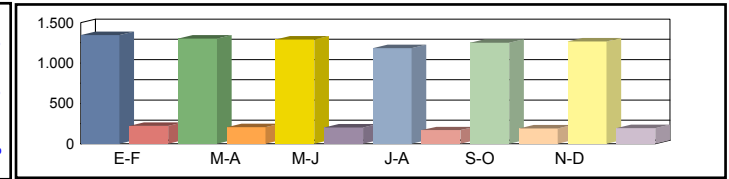
Consejería de Fomento

**Estación:** AB-95  
**Carretera:** CM-3201 p.k. 31,00 **Provincia:** ALBACETE  
**Ubicación:** Villamalea - Casas Ibáñez  
**Año:** 2024  
**Tipo:** COBERTURA

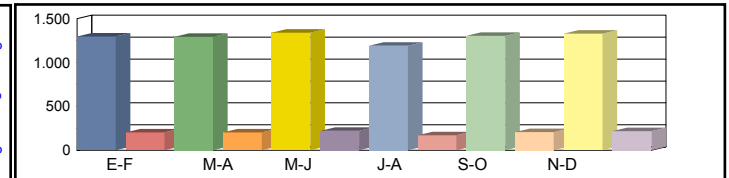
Dirección General de Carreteras

| Ene-Feb | Mar-Abr | May-Jun | Jul-Ago | Sep-Oct | Nov-Dic | IMD |
|---------|---------|---------|---------|---------|---------|-----|
|---------|---------|---------|---------|---------|---------|-----|

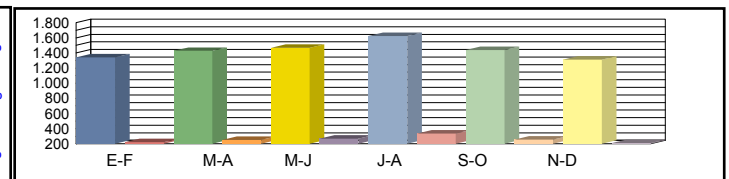
|          |         |              |              |              |              |              |              |              |
|----------|---------|--------------|--------------|--------------|--------------|--------------|--------------|--------------|
| Media    | 00h-24h | 1.345 14,18% | 1.304 13,74% | 1.292 13,62% | 1.186 12,50% | 1.251 13,19% | 1.267 13,36% | 1.274 13,43% |
| Domingos | 06h-22h | 1.218 11,96% | 1.190 11,68% | 1.179 11,58% | 1.061 10,41% | 1.090 10,70% | 1.144 11,23% | 1.147 11,26% |
|          | 08h-14h | 492 10,23%   | 485 10,09%   | 479 9,96%    | 397 8,26%    | 418 8,69%    | 422 8,79%    | 449 9,34%    |



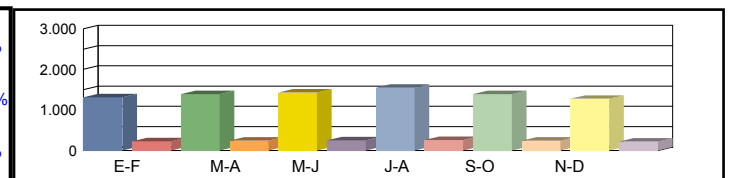
|         |         |              |              |              |              |              |              |              |
|---------|---------|--------------|--------------|--------------|--------------|--------------|--------------|--------------|
| Media   | 00h-24h | 1.296 13,66% | 1.294 13,64% | 1.340 14,13% | 1.191 12,55% | 1.304 13,75% | 1.329 14,01% | 1.292 13,62% |
| Sábados | 06h-22h | 1.165 11,44% | 1.173 11,52% | 1.205 11,83% | 1.062 10,43% | 1.155 11,34% | 1.195 11,73% | 1.159 11,38% |
|         | 08h-14h | 525 10,92%   | 548 11,40%   | 589 12,26%   | 492 10,24%   | 527 10,97%   | 517 10,76%   | 533 11,09%   |



|           |         |              |              |              |              |              |              |              |
|-----------|---------|--------------|--------------|--------------|--------------|--------------|--------------|--------------|
| Media     | 00h-24h | 1.341 14,14% | 1.428 15,05% | 1.466 15,45% | 1.623 17,11% | 1.438 15,16% | 1.311 13,82% | 1.434 15,12% |
| Laborales | 06h-22h | 1.247 12,25% | 1.307 12,83% | 1.329 13,05% | 1.450 14,24% | 1.312 12,88% | 1.205 11,83% | 1.308 12,85% |
|           | 08h-14h | 501 10,43%   | 527 10,96%   | 525 10,93%   | 596 12,41%   | 537 11,17%   | 516 10,73%   | 534 11,10%   |



|        |         |              |              |              |              |              |              |              |
|--------|---------|--------------|--------------|--------------|--------------|--------------|--------------|--------------|
| Media  | 00h-24h | 1.310 14,81% | 1.389 14,74% | 1.431 14,79% | 1.543 14,41% | 1.392 14,68% | 1.275 14,74% | 1.390 14,69% |
| Diaria | 06h-22h | 1.214 12,54% | 1.270 12,52% | 1.294 12,54% | 1.371 12,18% | 1.258 12,35% | 1.168 12,48% | 1.262 12,44% |
|        | 08h-14h | 493 11,00%   | 521 11,05%   | 524 11,16%   | 567 10,62%   | 519 10,79%   | 498 10,77%   | 520 10,90%   |



|              |   |  |  |  |  |  |  |  |
|--------------|---|--|--|--|--|--|--|--|
| Coeficientes | N |  |  |  |  |  |  |  |
|              | L |  |  |  |  |  |  |  |
| Coeficiente  | S |  |  |  |  |  |  |  |

Los datos en color negro corresponden al total de vehículos y los datos en color azul corresponden a vehículos pesados (en %)



Castilla-La Mancha

Consejería de Fomento

**Estación:** AB-96  
**Carretera:** CM-316 p.k. 76,50 **Provincia:** ALBACETE  
**Ubicación:** Madrigueras - Mahora  
**Año:** 2024  
**Tipo:** COBERTURA

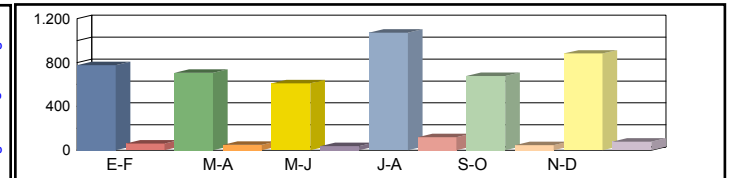
Dirección General de Carreteras

|  | Ene-Feb | Mar-Abr | May-Jun | Jul-Ago | Sep-Oct | Nov-Dic | IMD |
|--|---------|---------|---------|---------|---------|---------|-----|
|--|---------|---------|---------|---------|---------|---------|-----|

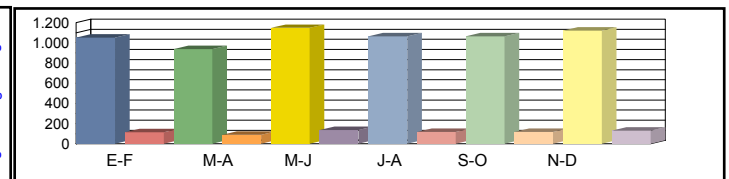
|          |         |           |           |           |             |           |           |           |
|----------|---------|-----------|-----------|-----------|-------------|-----------|-----------|-----------|
| Media    | 00h-24h | 836 7,83% | 898 8,41% | 953 8,92% | 1.026 9,61% | 659 6,17% | 629 5,89% | 834 7,80% |
| Domingos | 06h-22h | 703 6,86% | 791 7,71% | 854 8,33% | 731 7,13%   | 590 5,75% | 536 5,23% | 701 6,83% |
|          | 08h-14h | 274 5,69% | 363 7,52% | 430 8,92% | 302 6,27%   | 194 4,03% | 200 4,15% | 294 6,10% |



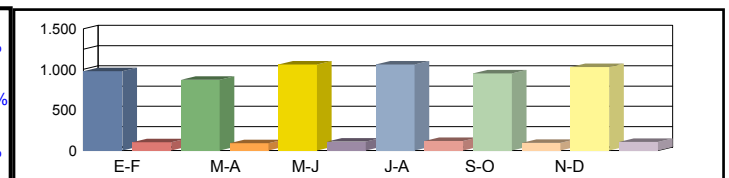
|         |         |           |           |           |              |           |           |           |
|---------|---------|-----------|-----------|-----------|--------------|-----------|-----------|-----------|
| Media   | 00h-24h | 775 7,26% | 706 6,61% | 610 5,71% | 1.071 10,02% | 678 6,35% | 882 8,26% | 787 7,37% |
| Sábados | 06h-22h | 670 6,53% | 593 5,79% | 526 5,13% | 930 9,06%    | 606 5,91% | 782 7,63% | 684 6,67% |
|         | 08h-14h | 381 7,91% | 243 5,04% | 215 4,47% | 292 6,05%    | 275 5,71% | 281 5,83% | 281 5,84% |



|           |         |             |           |              |             |             |              |             |
|-----------|---------|-------------|-----------|--------------|-------------|-------------|--------------|-------------|
| Media     | 00h-24h | 1.052 9,85% | 939 8,79% | 1.148 10,75% | 1.065 9,97% | 1.064 9,96% | 1.122 10,50% | 1.065 9,97% |
| Laborales | 06h-22h | 942 9,18%   | 850 8,29% | 1.065 10,39% | 925 9,02%   | 966 9,42%   | 1.042 10,16% | 965 9,41%   |
|           | 08h-14h | 403 8,36%   | 378 7,83% | 489 10,14%   | 403 8,35%   | 428 8,88%   | 458 9,50%    | 426 8,84%   |



|        |         |           |           |             |             |           |             |                  |
|--------|---------|-----------|-----------|-------------|-------------|-----------|-------------|------------------|
| Media  | 00h-24h | 979 9,27% | 873 9,26% | 1.061 9,21% | 1.060 9,92% | 951 8,90% | 1.029 9,14% | <b>992 9,28%</b> |
| Diaria | 06h-22h | 864 8,64% | 781 8,66% | 978 8,65%   | 888 9,04%   | 861 8,39% | 947 8,57%   | <b>886 8,66%</b> |
|        | 08h-14h | 376 8,28% | 346 8,14% | 455 8,25%   | 368 8,10%   | 373 7,73% | 401 7,77%   | <b>386 8,05%</b> |



|              |   |  |  |  |  |  |  |  |
|--------------|---|--|--|--|--|--|--|--|
| Coeficientes | N |  |  |  |  |  |  |  |
|              | L |  |  |  |  |  |  |  |
| Coeficiente  | S |  |  |  |  |  |  |  |

Los datos en color negro corresponden al total de vehículos y los datos en color azul corresponden a vehículos pesados (en %)



Castilla-La Mancha

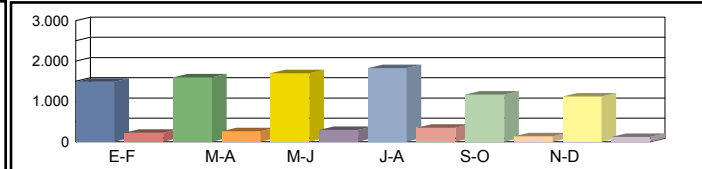
Consejería de Fomento

**Estación:** AB-97  
**Carretera:** CM-316 p.k. 65,00 **Provincia:** ALBACETE  
**Ubicación:** Tarazona de La Mancha - Madrigueras  
**Año:** 2024  
**Tipo:** COBERTURA

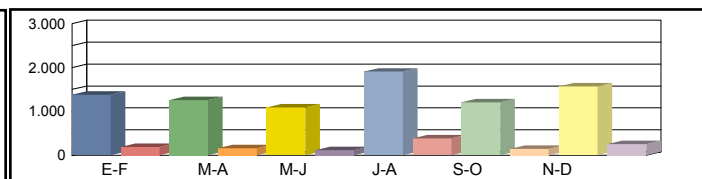
Dirección General de Carreteras

|  | Ene-Feb | Mar-Abr | May-Jun | Jul-Ago | Sep-Oct | Nov-Dic | IMD |
|--|---------|---------|---------|---------|---------|---------|-----|
|--|---------|---------|---------|---------|---------|---------|-----|

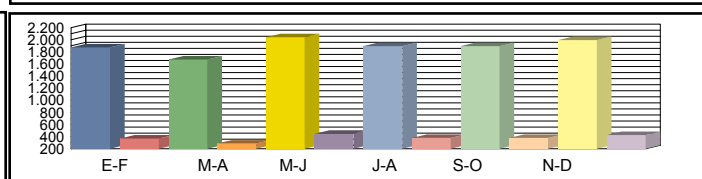
|                |         |                     |                     |                     |                     |                     |                    |                     |
|----------------|---------|---------------------|---------------------|---------------------|---------------------|---------------------|--------------------|---------------------|
| Media Domingos | 00h-24h | 1.489 <b>13,10%</b> | 1.600 <b>14,08%</b> | 1.697 <b>14,93%</b> | 1.827 <b>16,08%</b> | 1.173 <b>10,32%</b> | 1.121 <b>9,86%</b> | 1.484 <b>13,06%</b> |
|                | 06h-22h | 1.311 <b>11,81%</b> | 1.474 <b>13,27%</b> | 1.593 <b>14,34%</b> | 1.363 <b>12,27%</b> | 1.100 <b>9,90%</b>  | 1.000 <b>9,00%</b> | 1.307 <b>11,76%</b> |
|                | 08h-14h | 628 <b>10,99%</b>   | 830 <b>14,53%</b>   | 984 <b>17,21%</b>   | 692 <b>12,10%</b>   | 445 <b>7,78%</b>    | 458 <b>8,01%</b>   | 673 <b>11,77%</b>   |



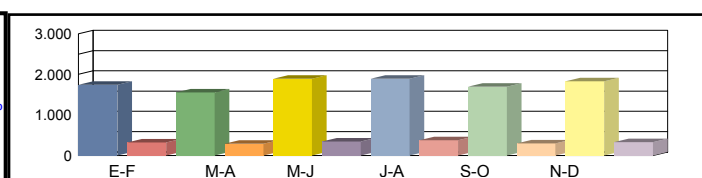
|               |         |                     |                     |                    |                     |                     |                     |                     |
|---------------|---------|---------------------|---------------------|--------------------|---------------------|---------------------|---------------------|---------------------|
| Media Sábados | 00h-24h | 1.381 <b>12,15%</b> | 1.258 <b>11,07%</b> | 1.087 <b>9,56%</b> | 1.907 <b>16,78%</b> | 1.208 <b>10,63%</b> | 1.571 <b>13,83%</b> | 1.402 <b>12,34%</b> |
|               | 06h-22h | 1.249 <b>11,24%</b> | 1.106 <b>9,96%</b>  | 980 <b>8,82%</b>   | 1.733 <b>15,60%</b> | 1.130 <b>10,17%</b> | 1.458 <b>13,12%</b> | 1.276 <b>11,49%</b> |
|               | 08h-14h | 873 <b>15,26%</b>   | 557 <b>9,74%</b>    | 493 <b>8,63%</b>   | 668 <b>11,69%</b>   | 630 <b>11,02%</b>   | 644 <b>11,26%</b>   | 644 <b>11,27%</b>   |



|                 |         |                     |                     |                     |                     |                     |                     |                     |
|-----------------|---------|---------------------|---------------------|---------------------|---------------------|---------------------|---------------------|---------------------|
| Media Laborales | 00h-24h | 1.874 <b>16,49%</b> | 1.673 <b>14,72%</b> | 2.044 <b>17,99%</b> | 1.897 <b>16,70%</b> | 1.895 <b>16,68%</b> | 1.997 <b>17,58%</b> | 1.897 <b>16,69%</b> |
|                 | 06h-22h | 1.756 <b>15,81%</b> | 1.585 <b>14,27%</b> | 1.986 <b>17,88%</b> | 1.725 <b>15,53%</b> | 1.801 <b>16,21%</b> | 1.943 <b>17,49%</b> | 1.799 <b>16,20%</b> |
|                 | 08h-14h | 923 <b>16,15%</b>   | 865 <b>15,13%</b>   | 1.119 <b>19,58%</b> | 922 <b>16,12%</b>   | 980 <b>17,14%</b>   | 1.048 <b>18,34%</b> | 976 <b>17,08%</b>   |



|              |         |                     |                     |                     |                     |                     |                     |                            |
|--------------|---------|---------------------|---------------------|---------------------|---------------------|---------------------|---------------------|----------------------------|
| Media Diaria | 00h-24h | 1.744 <b>15,52%</b> | 1.555 <b>15,50%</b> | 1.889 <b>15,41%</b> | 1.889 <b>16,60%</b> | 1.694 <b>14,90%</b> | 1.832 <b>15,29%</b> | <b>1.767</b> <b>15,54%</b> |
|              | 06h-22h | 1.611 <b>14,87%</b> | 1.457 <b>14,90%</b> | 1.824 <b>14,89%</b> | 1.656 <b>15,56%</b> | 1.605 <b>14,45%</b> | 1.767 <b>14,74%</b> | <b>1.653</b> <b>14,90%</b> |
|              | 08h-14h | 861 <b>15,99%</b>   | 793 <b>15,71%</b>   | 1.040 <b>15,94%</b> | 841 <b>15,64%</b>   | 854 <b>14,93%</b>   | 917 <b>15,00%</b>   | <b>884</b> <b>15,54%</b>   |



|              |   |  |  |  |  |  |  |  |
|--------------|---|--|--|--|--|--|--|--|
| Coeficientes | N |  |  |  |  |  |  |  |
|              | L |  |  |  |  |  |  |  |
| Coeficiente  | S |  |  |  |  |  |  |  |

Los datos en color negro corresponden al total de vehículos y los datos en color azul corresponden a vehículos pesados (en %)





**Castilla-La Mancha**

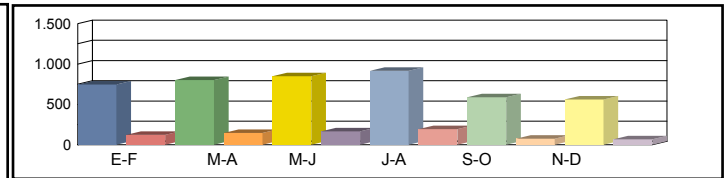
Consejería de Fomento

**Estación:** AB-98  
**Carretera:** CM-3222 p.k. 16,00 **Provincia:** ALBACETE  
**Ubicación:** Madrigueras - Límite Provincia con Cuenca  
**Año:** 2024  
**Tipo:** COBERTURA

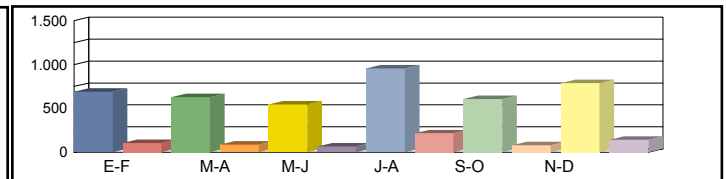
**Dirección General de Carreteras**

| Ene-Feb | Mar-Abr | May-Jun | Jul-Ago | Sep-Oct | Nov-Dic | IMD |
|---------|---------|---------|---------|---------|---------|-----|
|---------|---------|---------|---------|---------|---------|-----|

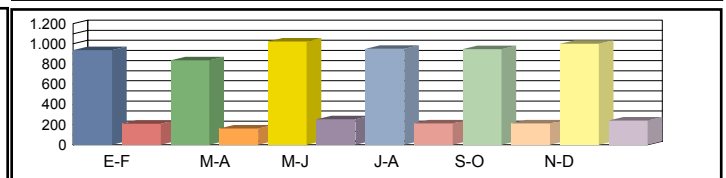
|                |         |                   |                   |                   |                   |                   |                   |                   |
|----------------|---------|-------------------|-------------------|-------------------|-------------------|-------------------|-------------------|-------------------|
| Media Domingos | 00h-24h | 746 <b>14,41%</b> | 801 <b>15,48%</b> | 850 <b>16,42%</b> | 915 <b>17,68%</b> | 588 <b>11,35%</b> | 561 <b>10,84%</b> | 744 <b>14,36%</b> |
|                | 06h-22h | 620 <b>10,77%</b> | 697 <b>12,10%</b> | 753 <b>13,08%</b> | 645 <b>11,19%</b> | 520 <b>9,03%</b>  | 473 <b>8,21%</b>  | 618 <b>10,73%</b> |
|                | 08h-14h | 273 <b>6,77%</b>  | 361 <b>8,95%</b>  | 428 <b>10,61%</b> | 301 <b>7,46%</b>  | 193 <b>4,80%</b>  | 199 <b>4,94%</b>  | 292 <b>7,25%</b>  |



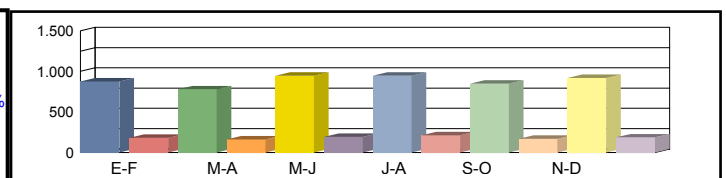
|               |         |                   |                   |                   |                   |                   |                   |                   |
|---------------|---------|-------------------|-------------------|-------------------|-------------------|-------------------|-------------------|-------------------|
| Media Sábados | 00h-24h | 691 <b>13,36%</b> | 630 <b>12,17%</b> | 544 <b>10,51%</b> | 955 <b>18,45%</b> | 605 <b>11,69%</b> | 787 <b>15,20%</b> | 702 <b>13,56%</b> |
|               | 06h-22h | 591 <b>10,26%</b> | 523 <b>9,08%</b>  | 464 <b>8,05%</b>  | 820 <b>14,23%</b> | 534 <b>9,28%</b>  | 690 <b>11,97%</b> | 604 <b>10,48%</b> |
|               | 08h-14h | 379 <b>9,41%</b>  | 242 <b>6,00%</b>  | 214 <b>5,32%</b>  | 290 <b>7,20%</b>  | 274 <b>6,79%</b>  | 280 <b>6,94%</b>  | 280 <b>6,94%</b>  |



|                 |         |                   |                   |                     |                   |                   |                     |                   |
|-----------------|---------|-------------------|-------------------|---------------------|-------------------|-------------------|---------------------|-------------------|
| Media Laborales | 00h-24h | 939 <b>18,13%</b> | 838 <b>16,18%</b> | 1.024 <b>19,78%</b> | 950 <b>18,36%</b> | 949 <b>18,34%</b> | 1.000 <b>19,33%</b> | 950 <b>18,35%</b> |
|                 | 06h-22h | 831 <b>14,42%</b> | 750 <b>13,02%</b> | 939 <b>16,31%</b>   | 816 <b>14,17%</b> | 852 <b>14,79%</b> | 919 <b>15,96%</b>   | 851 <b>14,78%</b> |
|                 | 08h-14h | 401 <b>9,95%</b>  | 376 <b>9,32%</b>  | 487 <b>12,07%</b>   | 401 <b>9,93%</b>  | 426 <b>10,56%</b> | 456 <b>11,30%</b>   | 424 <b>10,52%</b> |



|              |         |                   |                   |                   |                   |                   |                   |                          |
|--------------|---------|-------------------|-------------------|-------------------|-------------------|-------------------|-------------------|--------------------------|
| Media Diaria | 00h-24h | 874 <b>17,06%</b> | 779 <b>17,05%</b> | 946 <b>16,94%</b> | 946 <b>18,26%</b> | 848 <b>16,39%</b> | 917 <b>16,82%</b> | <b>885</b> <b>17,09%</b> |
|              | 06h-22h | 762 <b>13,57%</b> | 689 <b>13,59%</b> | 862 <b>13,58%</b> | 783 <b>14,20%</b> | 759 <b>13,18%</b> | 836 <b>13,45%</b> | <b>782</b> <b>13,59%</b> |
|              | 08h-14h | 374 <b>9,86%</b>  | 345 <b>9,68%</b>  | 453 <b>9,82%</b>  | 366 <b>9,64%</b>  | 371 <b>9,20%</b>  | 399 <b>9,24%</b>  | <b>385</b> <b>9,57%</b>  |



|              |   |  |  |  |  |  |  |  |
|--------------|---|--|--|--|--|--|--|--|
| Coeficientes | N |  |  |  |  |  |  |  |
|              | L |  |  |  |  |  |  |  |
| Coeficiente  | S |  |  |  |  |  |  |  |

Los datos en color negro corresponden al total de vehículos y los datos en color azul corresponden a vehículos pesados (en %)



Castilla-La Mancha

Consejería de Fomento

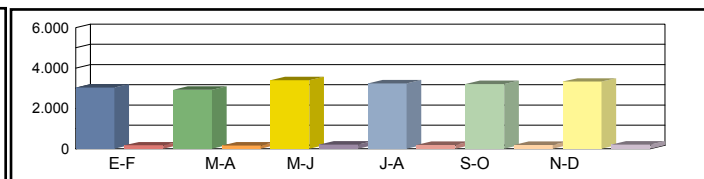
**Estación:** AB-99  
**Carretera:** CM-220 p.k. 38,50 **Provincia:** ALBACETE  
**Ubicación:** Tarazona de la Mancha - Límite Provincia con Cuenca  
**Año:** 2024  
**Tipo:** COBERTURA

Dirección General de Carreteras

| Ene-Feb | Mar-Abr | May-Jun | Jul-Ago | Sep-Oct | Nov-Dic | IMD |
|---------|---------|---------|---------|---------|---------|-----|
|---------|---------|---------|---------|---------|---------|-----|

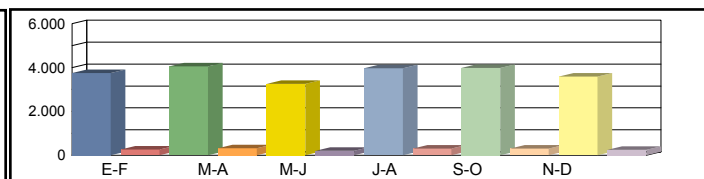
Media 00h-24h  
 Domingos 06h-22h  
 08h-14h

|       |       |       |       |       |       |       |       |       |       |       |       |       |       |
|-------|-------|-------|-------|-------|-------|-------|-------|-------|-------|-------|-------|-------|-------|
| 3.039 | 5,40% | 2.919 | 5,19% | 3.401 | 6,04% | 3.242 | 5,76% | 3.202 | 5,69% | 3.328 | 5,91% | 3.188 | 5,67% |
| 2.685 | 4,38% | 2.713 | 4,43% | 3.175 | 5,18% | 2.854 | 4,66% | 2.926 | 4,77% | 3.022 | 4,93% | 2.896 | 4,72% |
| 1.200 | 4,08% | 1.319 | 4,48% | 1.216 | 4,13% | 1.711 | 5,81% | 1.308 | 4,45% | 1.089 | 3,70% | 1.307 | 4,44% |



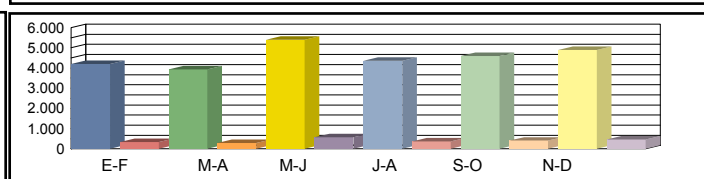
Media 00h-24h  
 Sábados 06h-22h  
 08h-14h

|       |       |       |       |       |       |       |       |       |       |       |       |       |       |
|-------|-------|-------|-------|-------|-------|-------|-------|-------|-------|-------|-------|-------|-------|
| 3.747 | 6,66% | 4.054 | 7,20% | 3.260 | 5,79% | 3.965 | 7,05% | 3.987 | 7,08% | 3.594 | 6,39% | 3.768 | 6,70% |
| 3.233 | 5,27% | 3.763 | 6,14% | 2.909 | 4,75% | 3.499 | 5,71% | 3.743 | 6,11% | 3.256 | 5,31% | 3.400 | 5,55% |
| 1.417 | 4,81% | 2.213 | 7,52% | 1.266 | 4,30% | 1.654 | 5,62% | 1.621 | 5,51% | 1.409 | 4,79% | 1.597 | 5,42% |



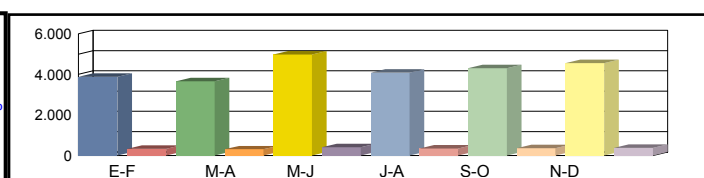
Media 00h-24h  
 Laborales 06h-22h  
 08h-14h

|       |       |       |       |       |       |       |       |       |       |       |       |       |       |
|-------|-------|-------|-------|-------|-------|-------|-------|-------|-------|-------|-------|-------|-------|
| 4.199 | 7,46% | 3.934 | 6,99% | 5.403 | 9,60% | 4.353 | 7,73% | 4.594 | 8,16% | 4.896 | 8,70% | 4.563 | 8,11% |
| 4.107 | 6,70% | 3.811 | 6,22% | 4.978 | 8,12% | 4.217 | 6,88% | 4.387 | 7,16% | 4.734 | 7,72% | 4.372 | 7,13% |
| 1.835 | 6,24% | 1.900 | 6,46% | 2.355 | 8,00% | 1.935 | 6,57% | 2.073 | 7,04% | 2.305 | 7,83% | 2.067 | 7,02% |



Media 00h-24h  
 Diaria 06h-22h  
 08h-14h

|       |       |       |       |       |       |       |       |       |       |       |       |              |              |
|-------|-------|-------|-------|-------|-------|-------|-------|-------|-------|-------|-------|--------------|--------------|
| 3.885 | 7,55% | 3.663 | 7,60% | 4.978 | 7,52% | 4.085 | 7,66% | 4.309 | 7,66% | 4.551 | 7,59% | <b>4.245</b> | <b>7,60%</b> |
| 3.725 | 6,49% | 3.526 | 6,62% | 4.542 | 6,53% | 3.885 | 6,59% | 4.086 | 6,67% | 4.349 | 6,58% | <b>4.019</b> | <b>6,58%</b> |
| 1.642 | 6,30% | 1.820 | 6,74% | 2.085 | 6,24% | 1.831 | 6,66% | 1.899 | 6,45% | 2.043 | 6,24% | <b>1.887</b> | <b>6,44%</b> |



Coeficientes N  
 L  
 Coeficiente S

|  |  |  |  |  |  |  |
|--|--|--|--|--|--|--|
|  |  |  |  |  |  |  |
|  |  |  |  |  |  |  |

Los datos en color negro corresponden al total de vehículos y los datos en color azul corresponden a vehículos pesados (en %)



Castilla-La Mancha

Consejería de Fomento

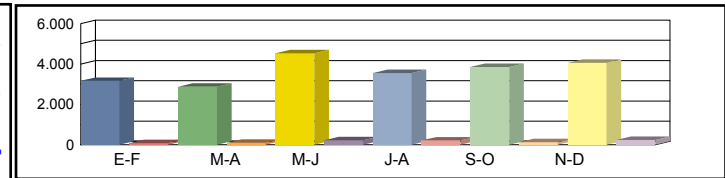
**Estación:** AB-99b  
**Carretera:** CM-220 p.k. 24,89 **Provincia:** ALBACETE  
**Ubicación:** La Gineta - Tarazona de la Mancha  
**Año:** 2024  
**Tipo:** PRIMARIA

Dirección General de Carreteras

|  | Ene-Feb | Mar-Abr | May-Jun | Jul-Ago | Sep-Oct | Nov-Dic | IMD |
|--|---------|---------|---------|---------|---------|---------|-----|
|--|---------|---------|---------|---------|---------|---------|-----|

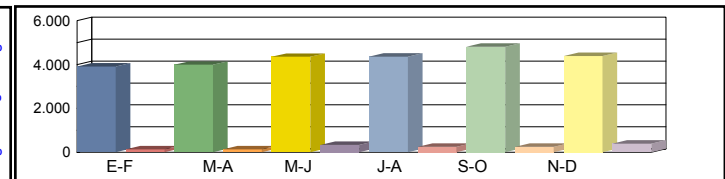
Media 00h-24h  
 Domingos 06h-22h  
 08h-14h

|       |       |       |       |       |       |       |       |       |       |       |       |       |       |
|-------|-------|-------|-------|-------|-------|-------|-------|-------|-------|-------|-------|-------|-------|
| 3.169 | 2,65% | 2.872 | 3,52% | 4.539 | 4,71% | 3.563 | 5,81% | 3.859 | 3,34% | 4.067 | 5,68% | 3.678 | 4,29% |
| 2.720 | 2,39% | 2.609 | 2,99% | 3.924 | 4,87% | 3.021 | 5,89% | 3.330 | 2,88% | 3.581 | 5,86% | 3.198 | 4,15% |
| 958   | 2,40% | 1.182 | 1,69% | 1.232 | 7,31% | 1.538 | 6,63% | 1.232 | 3,81% | 1.082 | 8,87% | 1.204 | 5,12% |



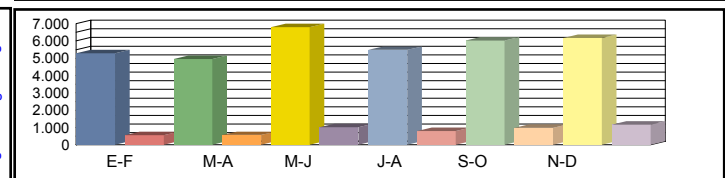
Media 00h-24h  
 Sábados 06h-22h  
 08h-14h

|       |       |       |       |       |        |       |       |       |       |       |        |       |       |
|-------|-------|-------|-------|-------|--------|-------|-------|-------|-------|-------|--------|-------|-------|
| 3.907 | 3,12% | 3.989 | 3,18% | 4.351 | 7,08%  | 4.358 | 5,23% | 4.805 | 4,77% | 4.392 | 8,31%  | 4.300 | 5,28% |
| 3.275 | 3,24% | 3.619 | 2,82% | 3.595 | 7,45%  | 3.704 | 5,59% | 4.259 | 5,14% | 3.858 | 8,94%  | 3.718 | 5,53% |
| 1.131 | 6,45% | 1.982 | 1,92% | 1.283 | 10,52% | 1.486 | 7,07% | 1.526 | 6,49% | 1.399 | 11,72% | 1.468 | 7,36% |



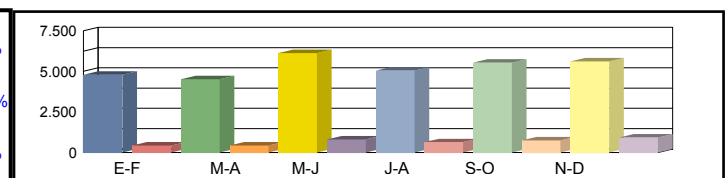
Media 00h-24h  
 Laborales 06h-22h  
 08h-14h

|       |        |       |        |       |        |       |        |       |        |       |        |       |        |
|-------|--------|-------|--------|-------|--------|-------|--------|-------|--------|-------|--------|-------|--------|
| 5.290 | 9,51%  | 4.955 | 10,27% | 6.806 | 12,93% | 5.483 | 12,75% | 6.018 | 14,01% | 6.168 | 15,95% | 5.787 | 12,57% |
| 5.023 | 9,32%  | 4.661 | 10,23% | 6.088 | 13,75% | 5.157 | 13,01% | 5.471 | 14,59% | 5.789 | 16,08% | 5.365 | 12,83% |
| 1.900 | 12,11% | 1.967 | 11,90% | 2.438 | 15,46% | 2.003 | 14,93% | 2.181 | 16,60% | 2.386 | 17,64% | 2.146 | 14,77% |



Media 00h-24h  
 Diaria 06h-22h  
 08h-14h

|       |        |       |       |       |        |       |        |       |        |       |        |              |               |
|-------|--------|-------|-------|-------|--------|-------|--------|-------|--------|-------|--------|--------------|---------------|
| 4.790 | 8,12%  | 4.520 | 8,76% | 6.131 | 11,47% | 5.049 | 11,13% | 5.536 | 11,80% | 5.614 | 14,04% | <b>5.273</b> | <b>10,89%</b> |
| 4.444 | 8,08%  | 4.219 | 8,68% | 5.422 | 12,23% | 4.644 | 11,50% | 4.992 | 12,32% | 5.198 | 14,31% | <b>4.820</b> | <b>11,19%</b> |
| 1.655 | 10,76% | 1.857 | 9,42% | 2.101 | 14,37% | 1.863 | 13,04% | 1.952 | 14,34% | 2.059 | 16,42% | <b>1.914</b> | <b>13,06%</b> |



Coeficientes N  
 L  
 Coeficiente S

|                |         |         |         |         |         |
|----------------|---------|---------|---------|---------|---------|
| 1,05316        | 1,06308 | 1,11794 | 1,06322 | 1,09998 | 1,06547 |
| 1,09395        | 1,16791 | 0,85028 | 1,05544 | 0,96162 | 0,93823 |
| <b>0,91123</b> |         |         |         |         |         |

Los datos en color negro corresponden al total de vehículos y los datos en color azul corresponden a vehículos pesados (en %)